



2015

XXVIIth International Symposium on
Cerebral Blood Flow, Metabolism and Function
&
XIIth International Conference on
Quantification of Brain Function with PET

brain.kenes.com

June 27-30, 2015, Vancouver, Canada



Program Book

Organized by:

kenesinternational
a Kenes Group[®] company

Rue François-Versonnex 7, C.P. 6053, 1211 Geneva 6, Switzerland

Tel: +41 22 906 9178 | Fax: +41 22 732 2607

Email: brain@kenes.com

CONTENTS

| | |
|---------------------------------|----|
| Welcome Letter..... | 3 |
| Committees..... | 4 |
| About ISCBFM..... | 5 |
| About Vancouver..... | 6 |
| Awards..... | 7 |
| General Information..... | 8 |
| Conference Lunches..... | 10 |
| ISCBFM Meetings..... | 11 |
| Information for Presenters..... | 12 |
| Poster Presentations..... | 13 |
| Program at a Glance..... | 14 |
| Poster Sessions..... | 18 |
| Social Events..... | 20 |
| Conference Floor Plan..... | 21 |

Scientific Program

| | |
|------------------------------|-----|
| Saturday, June 27, 2015..... | 23 |
| Sunday, June 28, 2015..... | 31 |
| Monday, June 29, 2015..... | 45 |
| Tuesday, June 30, 2015..... | 61 |
| Poster Presentations..... | 73 |
| Index of Authors..... | 155 |

Recognition, Acknowledgements and Commercial Support

| | |
|-----------------------------|-----|
| Acknowledgements..... | 183 |
| Exhibition Information..... | 184 |
| List of Exhibitors..... | 185 |

WELCOME LETTER

On behalf of the ISCBFM President and the Local Organizing Committee, welcome to Vancouver and the XXVIIth International Symposium on Cerebral Blood Flow, Metabolism and Function and the XIIth International Conference on Quantification of Brain Function with PET.

Following the tradition of previous meetings, "Brain 2015" is covering numerous aspects within the area of neuroscience research, particularly those related to brain function and metabolism, cerebral blood flow, the function of the neurovascular unit and the Blood-Brain Barrier, brain imaging, and cerebrovascular pathology.

We aim to present the state-of-the-art and novel discoveries that will increase our understanding of brain function under physiological and pathological conditions, and the most promising investigations in brain protection and neuroregeneration.

Leading scientist in these fields, members of the International Society for Cerebral Blood Flow and Metabolism (ISCBFM) and other exceptional scientists are participating as in previous biannual meetings of the ISCBFM. The program committee actively worked and created an engaging scientific program that will be of interest to you.

Bordered by the Coast Mountain Range and the Pacific Ocean, Vancouver is recognized as one of the world's most beautiful cities with one of the smallest carbon footprints of any major city in North America. With its diverse and multicultural settings, Vancouver provides an ideal backdrop for International exchange. Vancouver with its suburbs is a rapidly growing city of 2.1 million people, with a population originating from more than 60 cultural groups and as many ties to South America and Africa as it has to Europe and Asia. Nestled in spectacular natural settings, with a moderate climate, Vancouver's vast array of activities can be enjoyed year round but has an especially spectacular summer, with warm temperatures and low humidity. Leisurely enjoying the city and its surroundings is made easier by its network of pedestrian-friendly streets and shopping areas, accessible beaches and the availability of multiple day-trips to the surrounding mountains. Vancouver will provide the delegates and their families with a wealth of opportunities for discoveries and enjoyment, at the Conference and beyond.

We welcome you here in Vancouver for Brain 2015 & BrainPET 2015 and wish you a wonderful stay.

Yours Sincerely,



Edith Hamel
ISCBFM President



David Boas
Scientific Chair



Doris Doudet
Local Chair

COMMITTEES

ISCBFM OFFICERS

Edith Hamel, Canada, [PRESIDENT](#)
Richard J. Traystman, USA, [PAST PRESIDENT](#)
Peter Herscovitch, USA, [PRESIDENT ELECT](#)
Joseph C. LaManna, USA, [SECRETARY](#)
Jun Chen, USA, [TREASURER](#)
Ulrich Dirnagl, Germany, [EDITOR](#)
Martin Lauritzen, Denmark, [EDITOR](#)

SYMPOSIUM CHAIRS

Edith Hamel
ISCBFM President and Symposium Chair

Doris Doudet
Local Chair

David Boas
Scientific Program Committee Chair

SCIENTIFIC PROGRAM COMMITTEE

David Boas, USA (Scientific Chair)
Gilles Bonvento, France
Marilyn Cipolla, USA
Lester Drewes, USA
Doris Doudet, Canada (Local Chair)
Tracy Farr, UK
Edith Hamel, Canada (President ISCBFM)
Henry Huang, USA
Ute Lindauer, Germany
Kazuto Masamoto, Japan
Leif Ostergaard, Denmark
Miguel Perez Pinzon, USA (Past Scientific Chair)
Eugenii Rabiner, UK
Nicola Sibson, UK
Yun Xu, China

LOCAL ORGANIZING COMMITTEE

Oscar Benavente
Neil Cashman
Katerina Dorovini-Zis
Brian MacVicar
Tim Murphy
Wolfram Tetzlaff
Yu Tian Wang

ABOUT ISCBFM

The International Society for Cerebral Blood Flow and Metabolism (ISCBFM) is organized and operated exclusively for the purpose of promoting the advancement of education in science of cerebral blood flow and metabolism and related topics throughout the world.

The Society promotes research in cerebral blood flow, cerebral metabolism and cerebral functions in physiological and pathophysiological states. Interests of members in the Society range from the molecular and genomic mechanism of Ischemia through to the clinical investigators of cerebral blood flow and metabolism.

The Society hosts biennial meetings in various locations throughout Asia, Europe and North America. The International Symposium on Cerebral Blood Flow, Metabolism and Function (Brain) and the International Conference on Quantification of Brain Function with PET (BrainPET) are held jointly and bring together a diverse group of investigators for the exchange of scientific information on regulation of cerebral blood flow and metabolism. The International Symposium of Cerebral Blood Flow and Metabolism was first held in 1964, with subsequent meetings held approximately every two years. It wasn't until 1981, however, that the Society was formally established. At the time of the establishment of the Society, the Journal of Cerebral Blood Flow and Metabolism, started publication and continues to be a highly respected and cited monthly publication. It is relevant to neurologists, neurochemists, psychologists, pharmacologists, physiologists, biochemists, anesthesiologists, neuroradiologists, neuropathologists and neuroscientists in general.

In addition to the biennial meetings and the Journal, the ISCBFM organizes "schools" to bring young and senior investigators together, and helps organize and run the Gordon Research Conference in Brain Energy Metabolism and Blood Flow.

ISCBFM Administrative Office

International Society for Cerebral Blood Flow and Metabolism (ISCBFM)

9650 Rockville Pike

Bethesda, MD 20814

Tel (301) 634-7001

Fax (301) 634-7099

iscbfm@faseb.org



ABOUT VANCOUVER

Bordered by the Coast Mountain Range and the Pacific Ocean, Vancouver is recognized as one of the world's most beautiful cities. It has one of the smallest carbon footprints among other major city in North America, and it is renowned for its innovative programs in the areas of sustainability, accessibility and inclusivity.

Vancouver is named after British Captain George Vancouver, who explored the area in the 1790s. Since its incorporation in 1886, the city has grown to be known an urban center surrounded by nature, which makes a beautiful contrast between the modern world and the outdoors. Some of the main attractions that make up an unsurpassed lineup of cultural, historic and natural experiences include: Stanley Park, Vancouver Lookout, Dr. Sun Yat-Sen Classical Chinese Garden, Capilano Suspension Bridge, Granville Island, Science World and the Vancouver Art Gallery.



AWARDS

THE LIFETIME ACHIEVEMENT AWARDS

Professor **Pak H. Chan**, Ph.D.
The James R. Doty Professor
in Neurosurgery and Neurosciences,
Emeritus
Stanford School of Medicine

Professor **Olaf B Paulson**
Neurobiology Research Unit,
Copenhagen University Hospital,
Rigshospitalet, Build. 9201, 9
Blegdamsvej, DK-2100 Copenhagen, Denmark

THE NIELS LASSEN AWARD

The Niels Lassen Award is presented by the International Society for Cerebral Blood Flow and Metabolism to recognize an outstanding scientific contribution made by a young scientist. The recipient is selected by the Program Committee based on an abstract submitted for presentation at the biennial meeting of the Society.

NIELS LASSEN AWARD FINALISTS 2015

Christine Sander
USA

Yejie Shi
USA

Arthur Liesz
Germany

Sjoerd Finnema
USA

YOUNG INVESTIGATOR TRAVEL BURSARY RECIPIENTS

Alarcon-Martinez Luis, Turkey
Azghandi Sepiede, Germany
Azhermacheva Maria N., Russia
Balbi Matilde, Germany
Bale Gemma M., UK
Balogun Wasiu bolahan, Nigeria
Barrie Umaru, USA
Beard Daniel J, Australia
Bensalah Hayet, France
Bumstead Jonathan, USA
Castellano Christian-Alexandre, Canada
Chen Gang, China
Chu Xiaoxi, Australia
Cuartero Maria Isabel, Spain
Danekar Manoj, India das Neves Duarte
Joao Miguel, Switzerland
Garcia Jose Mikael R., Philippines
Garcia-Culebras Alicia, Spain
Garcia-Yébenes Isaac, Spain
Gillani Quratulane, Pakistan
Golechha Mahaveer, India
Golla Sandeep SV, The Netherlands
Gregori Clara, Spain
Grell Anne-Sofie, Denmark
Guehl Nicolas J, USA
Guo Qi, UK
Hahn Andreas, Austria
Hansen Hanne D., Denmark
Hecht Nils N., Germany
Hertelendy Péter, Hungary
Hood Rebecca J., Australia
Hopp Sarah, Germany

Huang Jun, China
Huen Isaac, UK
Institoris Adam A., Canada
Ivanidze Jana, USA
Jessen Sanne B., Denmark
Kaczmarek Katarzyna, Poland
Kaynezhad Pardis, UK
Khennouf Lila, Denmark
Ko Ji Hyun, Canada
Kraft Andrew W., USA
Ku Taeyun, S. Korea
Kumar Pardeep, India
Kumarasamy Akhil deepika, India
Larkin James R., UK
Li Peiyong, China
Li Yanning, China
Li Lingjue, USA
Lin Pei-Yi, USA
Llovera Gemma, Germany
Ma Ying, USA
Matheson Granville J., Sweden
Menyhart Akos, Hungary
Morton Paul D., USA
Muszynski Pawel, Poland
Nemeth Janos, Hungary
Nicolini Flavia, UK
Normandin Marc D., USA
Ono Hideaki, Japan
Phan Jenny-A, Denmark
Piquet Juliette J., France
Pischiutta Francesca, Italy
Poinsatte Katherine M., USA

Pu Hongjian, USA
Quillinan Nidia, USA
Rega Marilena, UK
Roth Stefan, Germany
Royea Jessica, Canada
Rungta Ravi L., France
Saab Aiman S., Switzerland Sammal
Eliana, Italy
Sandiego Christine M., USA
Schwarzmaier Susanne M., Germany
Sindeeva Olga A., Russia
Singh Vikramjeet, Germany
Sonmay Sarah, Switzerland
Stender Johan, Denmark
Stoop Wendy, Belgium
Stradecki Holly M., USA
Sun Yuhao, China
Sutherland Brad A., UK
Trigiani Lianne J., Canada
van Tilborg Geertruida A.F., The
Netherlands
Venkat Poornima, USA
Vondráková Kate ina, Czech Republic
Wang Guohua, China
Wang Jixian, China
Wang Shuo, USA
Wayman Christina, UK
Whittington Alexander R., UK
Wright Patrick, USA
Yang Jiwon, USA
Zhang Shengpeng, Australia
Zhang Haiyue, USA

GENERAL INFORMATION

VENUE

Vancouver Convention Centre
1055 Canada Place
Vancouver B.C., Canada V6C 3C1
www.vancouverconventioncentre.com

OFFICIAL LANGUAGE

The official language of the Conference is English. All presentations will be made in English.

CLOTHING

Clothing is informal for all occasions.

REGISTRATION DESK HOURS

The Registration Desk will be situated at the West Level on the First Floor of the convention centre, as follows:

| | |
|-------------------|---------------|
| Saturday, June 27 | 08:00 – 19:00 |
| Sunday, June 28 | 07:00 – 19:00 |
| Monday, June 29 | 07:30 – 18:40 |
| Tuesday, June 30 | 07:30 – 17:30 |

EXHIBITION OPENING HOURS

| | |
|-------------------|----------------------------------|
| Saturday, June 27 | 17:30 – End of Welcome Reception |
| Sunday, June 28 | 09:30-16:30 |
| Monday, June 29 | 09:30-16:30 |
| Tuesday, June 30 | 09:30-16:30 |

CONFERENCE NAME BADGE

Upon registration you will receive your name badge. You are kindly requested to wear your badge during all sessions and events.

REFRESHMENTS

Coffee and refreshments will be served to Conference participants in the Exhibition Area from June 27-30, as indicated in the Program.

Lunch vouchers will be provided to the participants for use in the food court.

CYBER CENTER

Free internet facilities will be available for participants' use in the Exhibition Area during exhibition hours.

CONFERENCE ABSTRACTS

The Conference abstracts will be published as a supplement to the JCBFM Journal following the Conference.

CERTIFICATE OF ATTENDANCE

The certificate will be available online after the Conference.

MOBILE PHONES AND PHOTOGRAPHY

Participants are kindly requested to keep their mobile phones switched off in session halls and refrain from taking pictures during sessions.

SMOKING POLICY

The XXVIIth International Symposium on Cerebral Blood Flow, Metabolism and Function & XIIIth International Conference on Quantification of Brain Function with PET is a Non-Smoking event and participants are requested to refrain from smoking in the venue.

LIABILITY AND INSURANCE

The Conference Secretariat and Organizers cannot accept liability for personal accidents or loss of or damage to private property of participants. Participants are advised to take out their own personal travel and health insurance for their trip.

SAFETY AND SECURITY

Please do not leave bags or suitcases unattended at any time, whether inside or outside the session halls. Hotels strongly recommend that you use their safety deposit boxes for your valuables.

CONFERENCE ORGANIZERS



Rue François-Versonnex 7,
1207 Geneva,
Switzerland
Tel: +41 22 906 9178
Fax: +41 22 906 9140
E-mail: brain@kenes.com

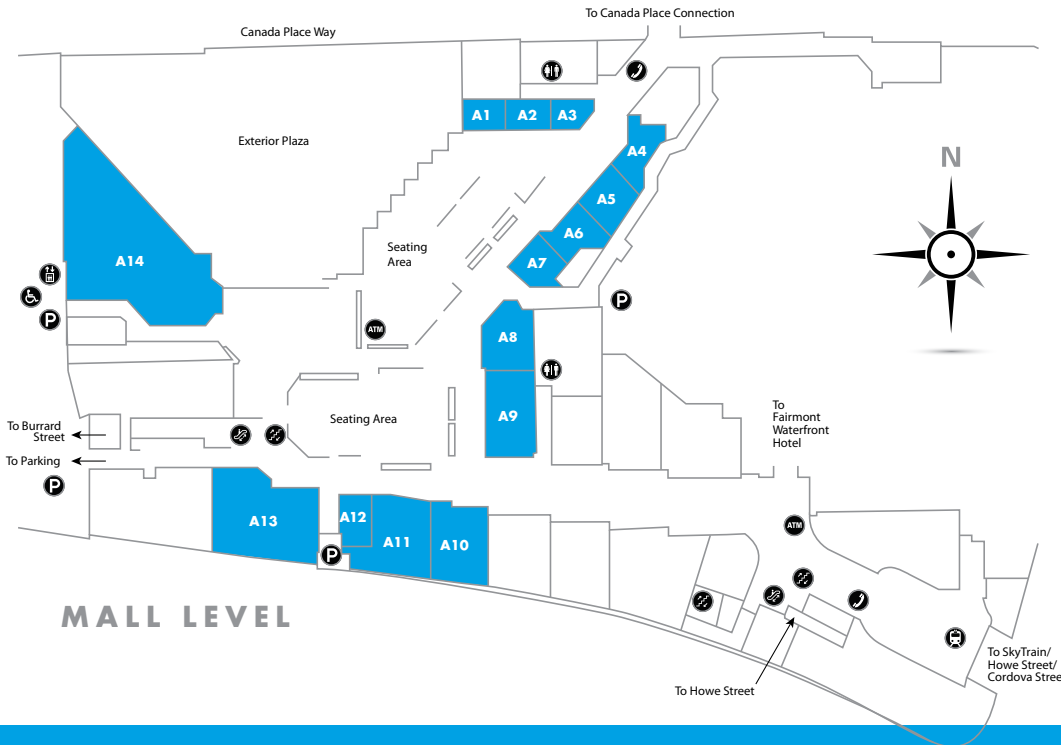
CONFERENCE LUNCHES

A pre-loaded gift card in the amount of 30CAD will be provided to all conference participants to be used for lunches at the Waterfront Restaurants.

Bon-Appetit!

Food Services

| | | | | | |
|----|--------------|--------------|-----|----------------------------|--------------|
| A1 | Subway | 604-662-3962 | A8 | McDonald's | 604-718-1120 |
| A2 | Flying Wedge | 604-681-1122 | A9 | Starbucks Coffee | 604-682-0721 |
| A3 | Jugo Juice | 604-682-0638 | A10 | Umi Sushi Express | 604-608-0881 |
| A4 | Famous Wok | 604-566-9729 | A11 | Nature's Fair | 604-683-0216 |
| A5 | Pita Express | 604-681-4848 | A12 | My Toan Vietnamese Gourmet | 778-877-5624 |
| A6 | Taco Time | 604-689-9722 | A13 | Fatburger | 604-620-0422 |
| A7 | Thai Express | 604-699-8038 | A14 | Tim Hortons | 604-692-0348 |



MALL LEVEL

- Bank Machine
- Escalator
- SkyTrain/West Coast Express/SeaBus
- Telephone
- Elevator
- Parking
- Stairs
- Washroom
- Wheelchair Access

This gift card is to be used for the entire duration of the Conference and will not be recharged.

ISCBFM MEETINGS

The following ISCBFM meetings will be held:

SATURDAY, JUNE 27 12:00-14:30

ISCBFM BOARD MEETING

By Invitation Only

West Meeting Room 103-104

SUNDAY, JUNE 28 12:00-13:30

JCBFM BOARD MEETING

By Invitation Only

West Meeting Room 103-104

MONDAY, JUNE 29 09:30-10:30

ISCBFM GENERAL ASSEMBLY

West Balroom A

TUESDAY, JUNE 30 17:00-19:00

ISCBFM BOARD MEETING

By Invitation Only

West Meeting Room 103-104

INFORMATION FOR PRESENTERS

ORAL PRESENTATIONS

If using a PowerPoint presentation software, please be advised that you will need to bring your presentation file on a CD, a DVD or on a “disk on key” Memory stick (using the USB port in the computer) and load it on one of the Conference computers located at West Meeting Room 113 on the 1st Floor, at least 1 hour before the start of your session.

Please note that the conference computers in the session halls are being supplied with Office 2013 software.

If combining video files with your PowerPoint presentation, please make sure to **include them all** within the presentation folder/file brought with you to be uploaded in the Speaker’s Ready Room, and thereafter to also verify that its functioning properly in the session hall where your lecture is taking place during a coffee or lunch break prior to your session, at least 30 minutes before the start of the session - **even after checking it in the Speakers’ Ready Room.**

Alternatively you may also choose to use your own laptop computer. In such a case, please verify that it has a VGA (video out) socket. You will still be required to upload a copy of your presentation at the Speaker’s Ready Room prior to your presentation time. Furthermore, please make sure to test the video out signal of your computer laptop in the session hall where your lecture is taking place during the coffee or lunch break prior to your session, at least 30 minutes before the start of the session.

IMPORTANT NOTE FOR MACINTOSH USERS

In order to use MAC presentations on a PC compatible computer please note that you need to prepare it according to the instructions below, before bringing it to the Speakers’ Ready Room:

1. Use a common font, such as Arial, Times New Roman, Verdana etc. (special fonts might be changed to a default font on a PowerPoint based PC).
2. Insert pictures as JPG files (and not TIF, PNG or PICT - these images will not be visible on a PowerPoint based PC).
3. Use a common movie format, such as AVI and WMV (MOV files from QuickTime will not be visible on a PowerPoint based PC).

Alternatively you may use your own Macintosh laptop computer. In such a case please confirm you provide it with a **VGA adaptor** for external video signal. You will still be required to upload a copy of your presentation at the Speaker’s Ready Room prior to your presentation time. Furthermore, please make sure to test the video out signal of your MacBook in the session hall where your lecture is taking place during the coffee or lunch break prior to your session, at least 30 minutes before the start of the session.

Please note that VHS Video projection, 35 mm’ slide projection and Overhead projection (projection of transparencies) will not be available.

POSTER PRESENTATIONS

Posters will be on display for the entire Conference. Please check the Scientific Program to see the exact poster board number, date, and time of the poster discussion groups. Posters may be mounted from 17:30 on Saturday, June 27, 2015 and should remain on display until Tuesday, June 30, 2015 at 16:30.

Authors are asked to actively participate in the poster sessions which will take place according to the information below.

The organizers are not responsible for any posters that have not been removed by the end of sessions on Tuesday, June 30.

POSTER OVERVIEW

| Topic | Board # |
|---|---------|
| Aging | 001-010 |
| Neurodegeneration | 011-022 |
| Neurological Diseases | 023-030 |
| Vascular Cognitive Impairment | 031-035 |
| Animal models | 036-048 |
| Angiogenesis | 049-051 |
| Neurogenesis, Angiogenesis, and Gliogenesis | 052-058 |
| Developing Brain | 059-073 |
| Biomarkers | 074-085 |
| Blood Brain Barrier | 086-104 |
| Neuroinflammation | 105-123 |
| Brain Edema | 124-126 |
| CNS Trauma | 127-134 |
| White Matter Injuries | 135-138 |
| Brain Repair | 139-140 |
| Neuroprotection/Repair | 141-165 |
| Glial Mechanisms | 166-167 |
| Cardiac Arrest/Global Cerebral Ischemia | 168-176 |
| Cell Death/Survival | 177-183 |
| Cerebral Hemorrhage/Subarachnoid Hemorrhage (SAH)/Vasospasm | 184-209 |
| Imaging Pre-Clinical | 210-232 |
| Imaging Clinical | 233-251 |
| Translational Studies | 252-260 |

| Topic | Board # |
|--|---------|
| Clinical Studies | 261-270 |
| Clinical Stroke | 271-283 |
| Cerebral Ischemia: Animal Models | 284-331 |
| Cerebral Ischemia: Cellular and Molecular | 332-362 |
| Cerebral Ischemia: Reperfusion | 363-374 |
| Preconditioning and Post-Conditioning | 375-377 |
| Cerebral Metabolic Regulation | 378-381 |
| Cerebrovascular Regulation | 382-410 |
| Neurovascular Coupling | 411-436 |
| Neurovascular Unit | 437-443 |
| Oxidative Mechanisms | 444-451 |
| Molecular Mechanisms | 452-461 |
| Pharmacology and Therapeutics | 462-468 |
| Stem cells and Cell Therapy | 469-477 |
| BrainPET: Novel Radiotracers | 478-484 |
| BrainPET: Novel Modeling and Methods | 485-493 |
| BrainPET: Data Acquisition and Analysis | 494-509 |
| BrainPET: Preclinical Imaging | 510-523 |
| BrainPET: Neurotransmitter System Evaluation | 524-533 |
| Psychiatric Disorders & Addictions | 534-544 |
| Dementia and Neurological Disorders | 545-556 |
| BrainPET: Other | 557-564 |
| Late Breaking Abstracts | 565-616 |

PROGRAM AT A GLANCE

| | | | | |
|--------------|-----------------|-------------------|--------------------|-----------------------|
| Brain Course | Plenary Lecture | Symposium | Brain Oral Session | BrainPET Oral Session |
| Social Event | Opening Session | Special Symposium | BrainPET Symposium | BrainPET Course |

SATURDAY, JUNE 27, 2015

| | West Ballroom A | West 109 | West 118 | West 122 | Exhibition & Poster Area |
|-------------|--------------------|--|---|--|--------------------------|
| 08:00-09:00 | Registration Opens | | | | |
| 09:00-10:30 | | Brain Course Pursuit of Relevant Preclinical Studies of Stroke in Rodent Models | Brain Course CBF/ Neurovascular Unit | BrainPET Course Morning Session: Basics of PET Imaging | |
| 10:30-11:00 | Coffee Break | | | | |
| 11:00-12:30 | | Brain Course Pursuit of Relevant Preclinical Studies of Stroke in Rodent Models - Contd. | Brain Course CBF/ Neurovascular Unit - Contd. | BrainPET Course Morning Session: Basics of PET Imaging - Contd. | |
| 12:30-13:30 | Lunch Break | | | | |
| 13:30-14:00 | | | | BrainPET Course - Contd. | |
| 14:00-15:30 | | Brain Course Optogenetics | Brain Course miRNA in Brain Injury and Repair | Afternoon Session: Applications of PET Imaging | |
| 15:30-16:00 | Coffee Break | | | | |
| 16:00-17:30 | | Brain Course Optogenetics - Contd. | Brain Course miRNA in Brain Injury and Repair - Contd. | BrainPET Course Afternoon Session: Applications of PET Imaging - Contd. | |
| 17:30-19:00 | | | | | Welcome Reception |

SUNDAY, JUNE 28, 2015

| | West Ballroom A | West 109/110 | West 118/120 | West 121/122 | Exhibition & Poster Area |
|-------------|--|--|---|---|---------------------------|
| 08:00-09:00 | 08:00-09:00 Opening and Introduction and Lifetime Achievement Award | | | | |
| 09:00-10:00 | 09:00-10:00 Presidential Lecture | | | | |
| 10:00-11:00 | Poster Viewing Session, Coffee Break & Exhibition | | | | Poster Viewing Session I |
| 11:00-12:30 | | Signaling mechanisms in Local Control of Cerebral Blood Flow | Blood-Brain Barrier and the Immunology of Stroke | BrainPET Oral Session Novel Tracer Evaluation, Data Acquisition and Analysis | |
| 12:30-13:30 | Lunch Break, Exhibition & Poster Viewing | | | | |
| 13:30-15:00 | | Oral Session Neurovascular Coupling: Physiology | Oral Session Cellular Pathways of Ischemic Injury | BrainPET Oral Session Preclinical Imaging | |
| 15:00-16:00 | Poster Viewing Session, Coffee Break & Exhibition | | | | Poster Viewing Session II |
| 16:00-17:30 | BrainPET Symposium (100Min) Frontiers in Brain PET Imaging | Pericytes in the Neurovascular Unit and During Neurovascular Coupling | Oral Session Energy Metabolism in Health and Disease | | |
| 17:30-19:00 | | Targeting Spreading Depolarizations in Injured Brain: Triggers, Modulators and Causation (100 Min) | Energetic Basis of Resting function in the Human Brain | Oral Session Cerebral Hemorrhage and Related Pathologies | |
| 19:30 | Early Career (YI) Networking Event | | | | |

MONDAY, JUNE 29, 2015

| | West Ballroom A | West 109/110 | West 118/120 | West 121/122 | Exhibition & Poster Area |
|-------------|---|---|--|---|----------------------------|
| 08:00-09:30 | | Oral Session Neurological Diseases: Animal Studies | Oral Session Cerebral Ischemia: Functional Recovery | Brain PET Oral Session Modeling and Methods | |
| 09:30-10:30 | | ISCBFM General Assembly | | | |
| 10:30-11:00 | Coffee Break, Exhibition & Poster Viewing | | | | |
| 11:00-12:30 | | Neurovascular Pathways to Cognitive Dysfunction and Neurodegeneration | Oral Session Imaging: Pre-Clinical –New Tool Development | Brain PET Oral Session Neurotransmitter System Evaluation | |
| 12:30-13:30 | Lunch Break, Exhibition & Poster Viewing | | | | |
| 13:30-15:00 | | Oral Session Focal Ischemia: Reperfusion Therapies | Oral Session Imaging: Pre-Clinical – Applications | Brain PET Oral Session Neurological Disorders | |
| 15:00-16:00 | Poster Viewing Session, Coffee Break & Exhibition | | | | Poster Viewing Session III |
| 16:00-17:30 | | Early Career Symposium (100 Min) | Oral Session Cerebrovascular Regulation | Brain PET Oral Session Psychiatric and Other Diseases | |
| 17:40-18:40 | Journal of Cerebral Blood Flow and Metabolism: Highlights | | | | |
| 19:30 | Conference Banquet | | | | |

TUESDAY, JUNE 30, 2015

| | West Ballroom A | West 109/110 | West 118/120 | West 121/122 | Exhibition & Poster Area |
|-------------|---|---|---|--|---------------------------|
| 08:00-09:00 | The Niels Lassen Award Session | | | | |
| 09:00-10:00 | Plenary Lecture | | | | |
| 10:00-11:00 | Poster Viewing Session, Coffee Break & Exhibition | | | | Poster Viewing Session IV |
| 11:00-12:30 | | The Cerebral Microcirculation in Disease (100Min) | Metabolic Pathways for Ischemic Tolerance | Oral Session Neuroinflammation | |
| 12:30-13:30 | Lunch Break, Exhibition & Poster Viewing | | | | |
| 13:30-15:00 | | Oral Session Blood-Brain Barrier | Oral Session Neurological Diseases: Human Studies | Oral Session Neurovascular Coupling: Pathophysiology | |
| 15:00-16:00 | Poster Viewing Session, Coffee Break & Exhibition | | | | Poster Viewing Session V |
| 16:00-17:30 | | Exploring the Dynamics of Brain Energy Metabolism | Novel Approaches to Neuroprotection | Oral Session Imaging: Clinical | |

POSTER SESSIONS

POSTERS (650-758)

Please note that posters of abstract presenters that were not registered for the conference by the deadline were not allocated poster boards. Such abstract presenters are requested to approach the poster help desk to be allocated an available poster board on-site.

SUNDAY, JUNE 28, 10:00-11:00

| Topic | Board # |
|---|---------|
| Aging | 001-010 |
| Angiogenesis | 049-052 |
| Blood Brain Barrier | 086-095 |
| Cardiac Arrest/Global Cerebral Ischemia | 168-176 |
| Cell Death/Survival | 177-183 |
| Imaging Pre-Clinical | 210-218 |
| Translational Studies | 252-260 |
| Cerebral Ischemia: Animal Models | 284-293 |
| Cerebral Ischemia: Reperfusion | 363-374 |
| Cerebrovascular Regulation | 382-391 |
| BrainPET: Novel Radiotracers | 478-484 |
| BrainPET: Preclinical Imaging | 510-516 |
| Psychiatric Disorders & Addictions | 534-544 |
| Late Breaking Abstracts | 565-575 |

SUNDAY, JUNE 28, 15:00-16:00

| Topic | Board # |
|---|---------|
| Neurodegeneration | 011-022 |
| Neurogenesis, Angiogenesis, and Gliogenesis | 052-058 |
| Blood Brain Barrier | 096-104 |
| Neuroinflammation | 105-113 |
| Brain Repair | 139-140 |
| Glial Mechanisms | 166-167 |
| Imaging Pre-Clinical | 219-225 |
| Clinical Studies | 261-270 |
| Cerebral Ischemia: Animal Models | 294-303 |
| Preconditioning and Post-Conditioning | 375-377 |
| Cerebral Metabolic Regulation | 378-381 |
| Cerebrovascular Regulation | 392-401 |
| BrainPET: Novel Modeling and Methods | 485-493 |
| BrainPET: Data Acquisition and Analysis | 494-501 |
| BrainPET: Preclinical Imaging | 517-523 |
| Dementia and Neurological Disorders | 545-556 |
| Late Breaking Abstracts | 576-585 |

**MONDAY, JUNE 29,
15:00-16:00**

| Topic | Board # |
|---|---------|
| Neurological Diseases | 023-030 |
| Developing Brain | 059-065 |
| Neuroinflammation | 114-123 |
| Neuroprotection/Repair | 141-148 |
| Cerebral Hemorrhage/ Subarachnoid Hemorrhage (SAH)/ Vasospasm | 184-192 |
| Imaging Pre-Clinical | 226-232 |
| Clinical Stroke | 271-277 |
| Cerebral Ischemia: Animal Models | 304-313 |
| Cerebral Ischemia: Cellular and Molecular | 332-341 |
| Cerebrovascular Regulation | 402-410 |
| Neurovascular Coupling | 411-418 |
| BrainPET: Data Acquisition and Analysis | 502-509 |
| BrainPET: Neurotransmitter System Evaluation | 524-533 |
| BrainPET: Other | 557-564 |
| Late Breaking Abstracts | 586-595 |
| Dementia and Neurological Disorders | 545-556 |
| Late Breaking Abstracts | 576-585 |

**TUESDAY, JUNE 30,
10:00-11:00**

| Topic | Board # |
|---|---------|
| Vascular Cognitive Impairment | 031-035 |
| Developing Brain | 066-073 |
| Brain Edema | 124-126 |
| CNS Trauma | 127-134 |
| Neuroprotection/Repair | 149-157 |
| Cerebral Hemorrhage/ Subarachnoid Hemorrhage (SAH)/ Vasospasm | 193-201 |
| Imaging Clinical | 233-243 |
| Clinical Stroke | 278-283 |
| Cerebral Ischemia: Animal Models | 314-323 |
| Cerebral Ischemia: Cellular and Molecular | 342-351 |
| Neurovascular Coupling | 419-426 |
| Neurovascular Unit | 437-443 |
| Molecular Mechanisms | 452-461 |
| Stem cells and Cell Therapy | 469-477 |
| Late Breaking Abstracts | 596-605 |
| Dementia and Neurological Disorders | 545-556 |
| Late Breaking Abstracts | 576-585 |

**TUESDAY, JUNE 30,
15:00-16:00**

| Topic | Board # |
|---|---------|
| Animal models | 036-048 |
| Biomarkers | 074-085 |
| White Matter Injuries | 135-138 |
| Neuroprotection/Repair | 158-165 |
| Cerebral Hemorrhage/ Subarachnoid Hemorrhage (SAH)/ Vasospasm | 202-209 |
| Imaging Clinical | 244-251 |
| Cerebral Ischemia: Animal Models | 324-331 |
| Cerebral Ischemia: Cellular and Molecular | 352-362 |
| Neurovascular Coupling | 427-436 |
| Oxidative Mechanisms | 444-451 |
| Pharmacology and Therapeutics | 462-468 |
| Late Breaking Abstracts | 606-616 |

SOCIAL EVENTS

WELCOME RECEPTION

SATURDAY, JUNE 27 FROM 17:30-19:00

All registered participants are invited to the Conference Welcome Reception at the Exhibition Area.

EARLY CAREER (YI) NETWORKING EVENT

SUNDAY, JUNE 28 AT 20:30

STEAMWORKS

Tickets for the Early Career Event at \$15 per person are available at the registration desk

CONFERENCE BANQUET

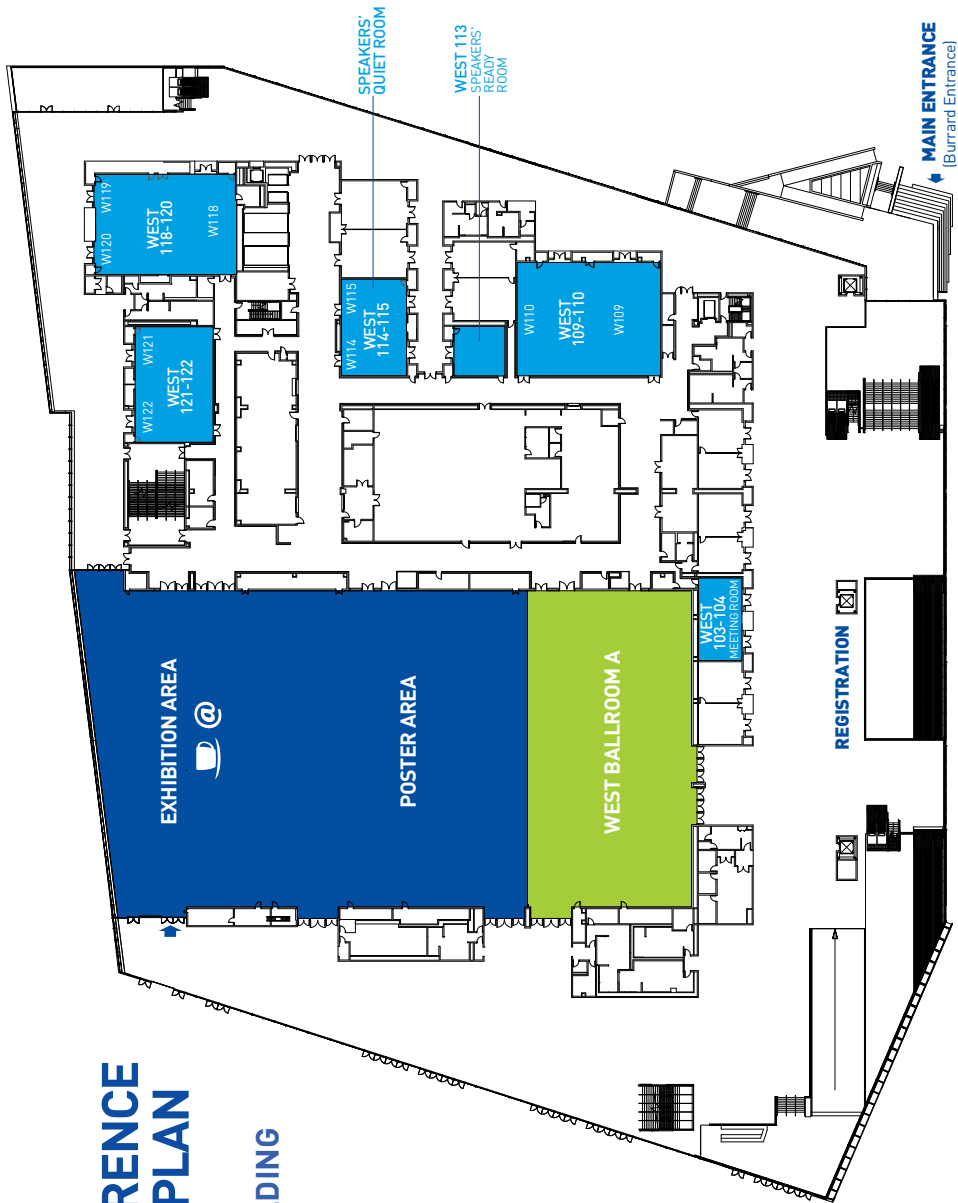
MONDAY, JUNE 29 AT 19:00

Come join us for a light reception with an evening cruise and an opportunity to catch up old friends and colleagues as well as meet new acquaintances on the boat "Sunset Bay II".

Tickets for the Banquet at \$75 per person are available at the registration desk

CONFERENCE FLOOR PLAN

WEST BUILDING LEVEL 1





2015

Scientific Program

Saturday, June 27, 2015



XXVIIth International Symposium on
Cerebral Blood Flow, Metabolism and Function
&

XIIth International Conference on
Quantification of Brain Function with PET

28th International Symposium on
**Cerebral Bloodflow, Metabolism
and Function**

13th International Conference on
**Quantification of Brain
Function with PET**



BERLIN BRAIN 2017

March 31st – April 4th 2017, Berlin, Germany

Brain & BrainPET 2017 will feature a state-of-the-art scientific program. The German capital combines a rich history with an exciting contemporary lifestyle.

Mark your calendar and join us for inspiring science, culture and history!



brain2017.de



ISCBFM

International Society for
Cerebral Blood Flow
and Metabolism

Saturday, June 27, 2015

9:00 - 10:30

West 109

Brain Course: Pursuit of Relevant Preclinical Studies of Stroke in Rodent Models

| | | |
|------|--|---|
| | Chair: U. Dirnagl (Germany) | 1 |
| 9:00 | INTRODUCTION U. Dirnagl (Germany) | 2 |
| 9:10 | OVERVIEW OF PRECLINICAL MODELS OF BRAIN INJURY M. Macrae (United Kingdom) | 3 |
| 9:50 | GOOD PRACTICE AT THE BENCH/STAIR AND ARRIVE (METAANALYSES) M. Macleod (United Kingdom) | 4 |

10:30 - 11:00

Coffee Break

11:00 - 12:30

West 109

Brain Course: Pursuit of Relevant Preclinical Studies of Stroke in Rodent Models Brain Course

| | | |
|-------|--|---|
| 11:00 | MODELING COMMON STROKE MORBIDITIES AND THEIR IMPACT ON STROKE OUTCOME A. Denes (Hungary) | 5 |
| 11:45 | DESIGN AND INTERPRETATION OF APPROPRIATE BEHAVIORAL ANALYSIS D. Corbett (Canada) | 6 |

12:30 - 14:00

Lunch

9:00 - 10:30

West 118

Brain Course: CBF/Neurovascular Unit

| | | |
|------|--|----|
| | Chair: I. kanno (Japan) | 7 |
| 9:00 | INTRODUCTION I. kanno (Japan) | 8 |
| 9:10 | VASCULAR PHYSIOLOGY U. Lindauer (Germany) | 9 |
| 9:50 | GLIAL CELL CONTROL OF BLOOD FLOW IN HEALTH AND DISEASE E. Newman (USA) | 10 |

10:30 - 11:00

Coffee Break

11:00 - 12:30

West 118

Brain Course: CBF/Neurovascular Unit

| | | |
|-------|---|----|
| 11:00 | NEUROGENIC AND ASTROGLIOGENIC PERTURBATION OF LOCAL CBF K. Masamoto, I. Kanno (Japan) | 11 |
| 11:30 | QUANTITATIVE OPTOGENETIC INTERACTION A. Vazquez (USA) | 12 |
| 12:00 | METABOLIC BALANCE OF NEURONS, GLIA, AND VESSELS S. Takahashi (Japan) | 13 |

12:30 - 14:00

Lunch

9:00 - 10:30
West 122
BrainPET Course: Morning Session: Basics of PET Imaging

| | | |
|------|--|----|
| | Chair: I. Rabiner (United Kingdom) | 14 |
| | Chair: H. Huang (USA) | 15 |
| 9:00 | FUNDAMENTALS OF THE PET SIGNAL: SCANNERS, SIGNAL DETECTION & RECONSTRUCTION R. Boellaard (Netherlands) | 16 |
| 9:45 | FUNDAMENTALS OF PET RADIOCHEMISTRY: RADIONUCLIDES, RADIOLABELING TECHNIQUES, AND RADIOLIGAND SYNTHESIS C. Halldin (Sweden) | 17 |

10:30 - 11:00

Coffee Break

11:00 - 12:30
West 122
BrainPET Course: Morning Session: Basics of PET Imaging

| | | |
|-------|--|----|
| 11:00 | PET RADIOLIGAND DEVELOPMENT & EVALUATION: INTERSECTION OF CHEMISTRY AND BIOLOGY V. Pike (USA) | 18 |
| 11:45 | QUANTIFICATION OF PET SIGNAL: BIOLOGICAL PARAMETERS DERIVED FROM THE PHYSICAL SIGNAL E. Morris (USA) | 19 |

12:30 - 13:30

Lunch

14:00 - 15:30**West 109****Brain Course: Optogenetics****Chair: T. Murphy** (Canada) 2014:00 INTRODUCTION/OVERVIEW 21
T. Murphy (Canada)14:10 OPTOGENETIC AGENTS INTRODUCTION AND APPLICATION FOR
STUDIES OF SLEEP 22
A. Adamantidis (Switzerland)14:50 RECOMBINANT SENSOR DEVELOPMENT FOR THE NEUROVASCULAR
UNIT, SECOND MESSENGER AND CALCIUM DEPENDENT REPORTERS 23
R. Srinivasan, A.D. Johnston, H. Chai, B.S. Khakh (USA)

15:30 - 16:00

Coffee Break

16:00 - 17:30**West 109****Brain Course: Optogenetics**16:00 APPLICATION OF OPTOGENETIC CALCIUM SENSORS TO READ-OUT
ACTIVITY AT THE NEUROVASCULAR UNIT DURING FUNCTIONAL
HYPEREMIA 24
G. Gordon (Canada)16:45 OPTOGENETIC CONTROL OF THE NEUROVASCULAR UNIT 25
C.I. Moore (USA)

14:00 - 15:30
West 118**Brain Course: miRNA in Brain Injury and Repair**

| | | |
|-------|--|----|
| | Chair: R. Giffard (USA) | 26 |
| 14:00 | INTRODUCTION R. Giffard (USA) | 27 |
| 14:05 | MIRNA AND ISCHEMIC NEUROPROTECTION R. Giffard , Y. Ouyang, X. Sun, X. Xiong, L. Xu (USA) | 28 |
| 14:45 | LNC RNA R. Vemuganti (USA) | 29 |

15:30 - 16:00**Coffee Break**

16:00 - 17:30
West 118**Brain Course: miRNA in Brain Injury and Repair**

| | | |
|-------|---|----|
| 16:00 | MIRNA AND AVM G.Y. Yang (China) | 30 |
| 16:45 | TREATMENT OF STROKE AND NEURAL INJURY WITH EXOSOMES AND MIRNA CARGO M. Chopp (USA) | 31 |

13:30 - 15:30 **West 122**

BrainPET Course: Afternoon Session: Applications of PET Imaging

| | |
|--|----|
| Chair: I. Rabiner (United Kingdom) | 32 |
| Chair: H. Huang (USA) | 33 |
| 13:30 PRECLINICAL PET IMAGING AND CLINICAL TRANSLATION R. Carson (USA) | 34 |
| 14:10 PRINCIPLES OF HUMAN PET IMAGING STUDY DESIGN I. Rabiner (United Kingdom) | 35 |
| 14:50 POSITRON EMISSION TOMOGRAPHY OF HUMAN BRAIN CAN MONITOR NEUROINFLAMMATION AND CAMP SIGNALING:APPLICATIONS TO ALZHEIMER'S DISEASE AND DEPRESSION R. Innis (USA) | 36 |

15:30 - 16:00

Coffee Break

16:00 - 17:30 **West 122**

BrainPET Course: Afternoon Session: Applications of PET Imaging

| | |
|---|----|
| 16:00 APPLICATION OF PET IMAGING FOR INVESTIGATION OF PATHOPHYSIOLOGY: PSYCHIATRIC DISEASES A. Abi-Dargham (USA) | 37 |
| 16:45 APPLICATION OF PET IMAGING IN CNS DRUG DEVELOPMENT R. Gunn (United Kingdom) | 38 |

17:30 - 19:00 **Exhibition & Poster Area**

Welcome Reception



2015

Scientific Program

Sunday, June 28, 2015



XXVIIth International Symposium on
Cerebral Blood Flow, Metabolism and Function
&

XIIth International Conference on
Quantification of Brain Function with PET

June 27-30, 2015, Vancouver, Canada



9th International Symposium on **NEUROPROTECTION NEUROREPAIR | 2016**

April 19 – 22, 2016 | Leipzig, Germany

Unique
meeting
location:
LEIPZIG ZOO



Photos: Zoo Leipzig

SELECTED TOPICS:

FEATURING NEW FORMATS:

Minisymposia
Plenary discussion
The Science Slam

- Translational stories: from bench to beside – and back
 - Improving stroke care: imaging and novel diagnostics
 - A point of view: current controversies in research and clinics
 - Post-stroke immunity: Has the time come for clinical trials?
 - New connections: neurorehabilitation and human brain plasticity
 - Along the supply chain: the neurovasculature in stroke and dementia
- ... and many more!

CONFERENCE COORDINATOR
Johannes Boltze, MD, PhD
Fraunhofer Institute for
Cell Therapy and Immunology

CALL FOR ABSTRACTS OPENS JULY 1, 2015.



neurorepair-2016.de

Sunday, June 28, 2015

8:00 - 9:00
West Ballroom A
Opening Ceremony and Lifetime Achievement Awards

| | | |
|------|--|----|
| | Chair: D. Doudet (Canada) | 39 |
| | Chair: D. Boas (USA) | 40 |
| 8:00 | WELCOME | 41 |
| | D. Doudet (Canada) | |
| | D. Boas (USA) | 42 |
| 8:10 | INTRODUCTION TO THE LIFETIME ACHIEVEMENT AWARD | 43 |
| | H. Kinouchi (Japan) | |
| 8:20 | RECIPIENT OF THE LIFETIME ACHIEVEMENT AWARD | 44 |
| | P.H. Chan (USA) | |
| 8:35 | INTRODUCTION TO THE LIFETIME ACHIEVEMENT AWARD | 45 |
| | L. Østergaard (Denmark) | |
| 8:45 | RECIPIENT OF THE LIFETIME ACHIEVEMENT AWARD | 46 |
| | O. Paulson (Denmark) | |

9:00 - 10:00
West Ballroom A
Presidential Symposium

| | | |
|------|---|----|
| | Chair: E. Hamel (Canada) | 47 |
| 9:00 | BRIGHT AND DARK SIDES OF INNATE IMMUNITY IN STROKE AND DEMENTIA | 48 |
| | C. Iadecola (USA) | |

10:00 - 11:00
Exhibition & Poster Area
Poster Viewing session, Coffee Break and Exhibition

11:00 - 12:30**West 109/110****Symposium: Signaling mechanisms in local control of cerebral blood flow**

| | | |
|-------|---|----|
| | Chair: B.A. MacVicar (Canada) | 49 |
| 11:00 | ASTROCYTES AS METABOLIC SENSORS AND REGULATORS OF CEREBRAL BLOOD FLOW B.A. MacVicar (Canada) | 50 |
| 11:22 | ROLE OF ASTROCYTE IN CEREBRAL AUTOREGULATION J. Filosa , K.J. Kim, J.A. Iddings, J.E. Stern, S.A. Kirov, V.M. Blanco, D. Croom (USA) | 51 |
| 11:44 | CEREBRAL BLOOD FLOW MODULATION CAN OCCUR INDEPENDENTLY OF LARGE CYTOSOLIC CA ²⁺ SIGNALING IN ASTROCYTES H. Hirase (Japan) | 52 |
| 12:06 | THE BASIS OF VASCULAR REACTIONS DURING SPREADING DEPRESSION AND ASTROGLIAL CALCIUM WAVES L. Khennouf , J. Fordsmann, C. Cai, A. Brazhe, C. Mathiesen, B.V. Gesslein, I. Søndergaard Rasmussen, K. Kucharz (Denmark) | 53 |

11:00 - 12:30**West 118/120****Symposium: Blood-Brain Barrier and the Immunology of Stroke**

| | | |
|-------|---|----|
| | Chair: F.R. Sharp (USA) | 54 |
| 11:00 | MACROPHAGES PREVENT HEMORRHAGIC TRANSFORMATION FOLLOWING STROKE S. Jander , M. Gliem (Germany) | 55 |
| 11:22 | LEUKOCYTE MRNA PREDICT HEMORRHAGIC TRANSFORMATION FOLLOWING STROKE G. Jickling (USA) | 56 |
| 11:44 | REGULATORY B CELLS IN EXPERIMENTAL STROKE H. Offner (USA) | 57 |
| 12:06 | INFLAMMATION AFFECTS CEREBRAL PERFUSION IN ISCHEMIC STROKE. M. Zhang , Q. Zhao, J. Lao, Y.U.N. Xu (China) | 58 |

11:00 - 12:30
West 121/122
BrainPET Oral Session: Novel Tracer Evaluation, Data Acquisition & Analysis

| | | |
|-------|---|----|
| | Chair: V. Pike (USA) | 59 |
| | Chair: P. Scott (USA) | 60 |
| 11:00 | FROM MOLECULE TO MAN: DEVELOPMENT OF NOVEL AGONIST PET RADIOTRACERS FOR IMAGING THE KAPPA OPIOID RECEPTOR IN VIVO S. Li, M. Zheng, N. Nabulsi, M. Naganawa, D. Holden, S. Lin, H. Gao, T. Lara-Jaime, M. Kapinos, J. Ropchan, R. Carson, Y. Huang (USA) | 61 |
| 11:15 | VERMIS – TO EXCLUDE OR NOT EXCLUDE? DEFINING A PROPER REFERENCE REGION FOR PET MODELLING OF THE SEROTONIN SYSTEM M. Ganz, H.D. Hansen , V. Beliveau, L. Feng, C. Svarer, G.M. Knudsen (Denmark) | 62 |
| 11:30 | TRACER KINETIC ANALYSIS OF [18F](S)-THK5117 AS A PET TRACER FOR TAU PATHOLOGY M. Lubberink , M. Jonasson, A. Wall, K. Chiotis, L. Saint-Aubert, J. Eriksson, J. Sörensen, N. Okamura, G. Antoni, A. Nordberg (Sweden) | 63 |
| 11:45 | REALISING THE BINDING POTENTIAL DIRECTLY AND INDIRECTLY G.E. Searle , C. Coello, R.N. Gunn (United Kingdom) | 64 |
| 12:00 | PHARMACOKINETIC EVALUATION OF THE TAU RADIOTRACER [18F] T807 WITH ARTERIAL KINETIC ANALYSIS D. Wooten , N. Guehl, D. Yokell, T. Shoup, N. Zubcevik, R. Zafonte, K. Johnson, G. El Fakhri, M. Normandin (USA) | 65 |
| 12:15 | THE USE OF PET DISPLACEMENT STUDIES AS AN INDIRECT MEASURE OF BRAIN PENETRATION OF ANTIEPILEPTIC DRUGS J. Mercier , S.J. Finnema, D. Holden, S. Kervyn, K. Fowles, J.M. Nicolas, N. Nabulsi, Y. Huang, J. D'Souza, R.E. Carson, J. Hannestad (Belgium) | 66 |

12:30 - 13:30
Exhibition & Poster Area**Lunch Break, Exhibition and Poster Viewing**

13:30 - 15:00**West 109/110****Brain Oral Communication: Neurovascular Coupling: Physiology**

- Chair: H. Girouard** (Canada) 67
- Chair: S. Charpak** (France) 68
- 13:30 ARTERIOLE DILATION TO SYNAPTIC ACTIVATION THAT IS SUB-THRESHOLD TO ASTROCYTE ENDFOOT CA²⁺ TRANSIENTS 69
A. Institoris, D. Rosenegger, G.R. Gordon (Canada)
- 13:45 SPONTANEOUS CALCIUM TRANSIENTS PRECEDE HEMODYNAMIC ACTIVITY AND SHOW HOMOTOPIC FUNCTIONAL CONNECTIVITY PATTERNS 70
P. Wright, A. Bauer, J. Culver (USA)
- 14:00 ODOR-EVOKED FMRI MAPS ARE COUPLED TO CALCIUM-SENSITIVE DYE IMAGING PATTERNS OF INPUT ACTIVITY IN THE OLFACTORY BULB 71
B. Sanganahalli, M. Rebello, P. Herman, G. Shepherd, X. Papademetris, J. Verhagen, **F. Hyder** (USA)
- 14:15 LONGITUDINAL TWO-PHOTON IMAGING OF CORTICAL MICROVESSELS AND NEURAL ACTIVATION IN AWAKE MARMOSET MONKEYS 72
T. Santisakultarm, C. Kersbergen, D. Bandy, D. Ide, S. Choi, A. Silva (USA)
- 14:30 ROLE OF INHIBITORY NEURON ACTIVITY ON VASCULAR REGULATION AND HEMODYNAMIC RESPONSES 73
A. Vazquez, M. Fukuda, S.G. Kim (USA)
- 14:45 ASTROCYTIC DEPOLARIZATION INDUCED RAPID AND BROAD INCREASE IN CBF IN IN VIVO MOUSE CORTEX 74
K. Masamoto, M. Unekawa, T. Watanabe, H. Toriumi, H. Takuwa, H. Kawaguchi, I. Kanno, K. Matsui, K. Tanaka, Y. Tomita, N. Suzuki (Japan)

13:30 - 15:00**West 118/120****Brain Oral Communication: Cellular Pathways of Ischemic Injury**

- Chair: Y. Xu** (China) 75
- Chair: B.A. McLaughlin** (USA) 76
- 13:30 THE NEURONAL ENDOPLASMIC RETICULUM (ER) UNDERGOES RAPID AND REVERSIBLE FISSION IN VIVO. THE ER FISSION-FUSION CORRELATES WITH CHANGES IN NEURONAL ACTIVITY FOLOWING CORTICAL SPREADING DEPRESSION. 77
K. Kucharz, M. Lauritzen (Denmark)
- 13:45 NOVEL DANGER SIGNALING MOLECULE PEROXIREDOXIN-1 INDUCES NEUROTOXIC MICROGLIAL ACTIVATION AFTER EXPERIMENTAL CARDIAC ARREST 78
I.P. Koerner, S. Mader, M. Ikeda (USA)
- 14:00 MIRNA PROFILING AND MODULATION FOLLOWING ISCHAEMIC STROKE 79
E.N.J. Ord, E.L. Low, S.L. Finnie, C. McDonald, M.A. Hamid, C. McCabe, J.D. McClure, I.M. Macrae, **L.M. Work** (United Kingdom)
- 14:15 AMNIOTIC MESENCHYMAL STROMAL CELL SECRETOME INDUCES PROTECTION AFTER BRAIN ISCHEMIA 80
F. Pischiutta, P. Romele, F. Marchesi, G. Cermisoni, E. Sammali, L. Brunelli, R. Pastorelli, M.G. De Simoni, O. Parolini, E.R. Zanier (Italy)
- 14:30 INVESTIGATION OF THE ASSOCIATION OF THE EARLY RECOVERY OF CYTOCHROME-C-OXIDASE REDOX STATE WITH INJURY SEVERITY FOLLOWING HYPOXIA-ISCHEMIA IN THE NEONATAL PIG 81
P. Kaynezhad, A. Bainbridge, D. Price, G. Kawano, M. Ezzati, J. Rostami, K.D. Broad, L. Beichert, E. Rocha Ferreira, I. Fierens, A. Oliver-Taylor, X. Golay, N.J. Robertson, I. Tachtsidis (United Kingdom)
- 14:45 DISRUPTING MAPK/CX43 INTERACTION REDUCES NEURONAL ISCHEMIC DAMAGE 82
M. Freitas-Andrade, J. Bechberger, D. Lu-Cleary, A. Williams, P.D. Lampe, C.C. Naus (Canada)

13:30 - 15:00**West 121/122****BrainPET Oral Session: Preclinical Imaging**

- Chair: L. Wells** (United Kingdom) 83
- Chair: H. Tuskada** (Japan) 84
- 13:30 EFFECTS OF FORMULATION VEHICLES ON PET TRACERS BRAIN UPTAKE IN DRUG STUDIES 85
C.C. Constantinescu, A. Tavares, O. Barret, D. Alagille, T. Morley, C. Papin, Y. Zhang, N. Twardy, G. Kudej, A. Vaughan, G. McLane, J.P. Seibyl, G.D. Tamagnan (USA)
- 13:45 PET IMAGING OF THE α -7 NICOTINIC ACETYLCHOLINE RECEPTOR WITH 18F-ASEM AND 18F-DBT-10 IN THE NONHUMAN PRIMATE: A COMPARATIVE STUDY. 86
A.T. Hillmer, M.Q. Zheng, D. Holden, M. Scheunemann, S. Li, S. Lin, D. Labaree, W. Deuther-Conrad, R. Teodoro, R.E. Carson, P. Brust, **Y. Huang** (USA)
- 14:00 OPEN FIELD PET: A SYSTEM FOR SIMULTANEOUS BRAIN PET AND BEHAVIORAL RESPONSE MEASUREMENTS IN FREELY MOVING RATS 87
A. Kyme, J. Eisenhuth, G. Angelis, R. Fulton, V. Zhou, K. Popovic, K. Clemens, A. Parmar, M. Akhtar, G. Pascali, G. Hart, S. Meikle (Australia)
- 14:15 UNCOUPLING BETWEEN STRIATAL DOPAMINE TRANSPORTER AND GLUCOSE METABOLISM IN DIET INDUCED OBESITY 88
C. Malbert, N. Coquery (France)
- 14:30 TSPO AVAILABILITY IS A ROBUST MEASURE OF SEVERITY IN A RAT MODEL OF MULTIPLE SCLEROSIS 89
A. Kesingland, E. Browne, C. Coello, S.P. Tang, N. Matusiak, N. Keat, B. Nuesslein-Hildesheim, R. Reynolds, **L. Wells** (United Kingdom)
- 14:45 [18F]DPA-714 PET IMAGING IN PRE-CLINICAL MODELS OF HUMAN GLIOMAS 90
H. Pigeon, R. Boisgard, F. Caillé, F. Dollé, A.H. Jacobs, A. Winkeler (France)

15:00 - 16:00**Exhibition & Poster Area****Poster Viewing session, Coffee Break and Exhibition**

16:00 - 18:40
West Ballroom A**BrainPET Symposium: Frontiers in Brain PET Imaging**

| | | |
|-------|---|----|
| | Chair: R. Carson (USA) | 91 |
| | Chair: R. Innis (USA) | 92 |
| 16:00 | ADVANCES IN MR/PET FOR STUDIES IN BRAIN FUNCTION B. Rosen (USA) | 93 |
| 16:40 | MOLECULAR TOOLS FOR IMAGING MISFOLDED PROTEINS C.A. Mathis (USA) | 94 |
| 17:20 | BEYOND A SINGLE TARGET: MULTI-MODAL & NEURAL PATHWAY IMAGING D. Martinez , M. Slifstein, N. Nablusi, M.Q. Zheng, J. Ropchan, N. Urban, R.E. Carson, Y.Y. Huang (USA) | 95 |
| 18:00 | AWAKE ANIMAL IMAGING H. Tuskada (Japan) | 96 |

16:00 - 17:30**West 109/110****Symposium: Pericytes in the Neurovascular Unit and During Neurovascular Coupling**

| | | |
|-------|--|-----|
| | Chair: S.E. Bearden (USA) | 97 |
| 16:00 | POTENTIAL ROLE OF PLURIPOTENT FAT PERICYTES IN CELL REPLACEMENT IN NEURODEGENERATIVE DISEASE P. Dore-Duffy , N. Esen (USA) | 98 |
| 16:22 | THE ROLE OF GAP JUNCTIONS IN ENDOTHELIAL-INDUCED PERICYTE DIFFERENTIATION K. Hirschi (USA) | 99 |
| 16:44 | PERICYTE REGULATION OF THE BLOOD-BRAIN BARRIER R. Daneman (USA) | 100 |
| 17:06 | CONTROL OF BLOOD FLOW BY CAPILLARY PERICYTES AND THE ORIGIN OF BOLD FMRI SIGNALS D. Attwell (United Kingdom) | 101 |

16:00 - 17:30**West 118/120****Brain Oral Communication: Energy metabolism in health and disease**

- Chair: A. Shmuel** (Canada) 102
- Chair: F. Barros** (Chile) 103
- 16:00 LOCAL NEURONAL AND GLIAL OXIDATIVE METABOLISM DURING FOCAL CORTICAL ACTIVITY 104
S. Sonnay, N. Just, R. Gruetter, J.M.N. Duarte (Switzerland)
- 16:15 GLUCOSE CONSUMPTION ASSOCIATED WITH RESTING STATE FMRI ACTIVITY IN HUMAN BRAIN 105
 B. Dietz, N. Benbrahim, **R.S. Menon** (Canada)
- 16:30 RESTING-STATE BRAIN ENERGY METABOLISM PREDICTS LEVEL AND CONTENT OF CONSCIOUSNESS AFTER SEVERE BRAIN INJURY 106
J. Stender, K. Nygaard Mortensen, R. Kupers, A. Thibaut, S. Darkner, S. Laureys, A. Gjedde (Denmark)
- 16:45 METABOLIC CHANGES IN EARLY POST STATUS EPILEPTICUS MEASURED BY MR SPECTROSCOPY IN RATS 107
 Y.J. Wu, P.S. Pierce, T.K. Hitchens, A. Rapuano, N. De Lanerolle, **J.W. Pan** (USA)
- 17:00 NEURO-PROTECTIVE ROLE OF ASTROGLIA IN PARKINSON'S DISEASE ARISING FROM A REDUCTION IN OXYGEN STRESS THROUGH THE DOPAMINE-INDUCED ACTIVATION OF THE PENTOSE-PHOSPHATE PATHWAY 108
K. Mashima, S. Takahashi, T. Iizumi, T. Abe, N. Suzuki (Japan)
- 17:15 AN ALZHEIMER-LIKE PATTERN OF LOW BRAIN GLUCOSE UPTAKE ASSOCIATED WITH MILD INSULIN RESISTANCE IN YOUNG WOMEN WITH POLYCYSTIC OVARY SYNDROME: AN FDG PET/MRI STUDY 109
C.A. Castellano, J.P. Baillargeon, S. Nugent, S. Tremblay, M. Fortier, H. Imbeault, E. Turcotte, S.C. Cunnane (Canada)

17:30 - 19:10**West 109/110**
**Symposium: Targeting spreading depolarizations in injured brain:
triggers, modulators and causation**

| | | |
|-------|--|-----|
| | Chair: C. Ayata (USA) | 110 |
| | Chair: J. Dreier (Germany) | 111 |
| 17:30 | SUPPLY-DEMAND MISMATCH TRANSIENTS TRIGGER SPREADING DEPOLARIZATIONS WITHIN PENUMBRAL HOT-ZONES C. Ayata (USA) | 112 |
| 17:50 | DOES AGE HAVE AN IMPACT ON SPREADING DEPOLARIZATION? E. Farkas , F. Bari (Hungary) | 113 |
| 18:10 | SPREADING DEPOLARIZATIONS IN GYRENOCEPHALIC BRAINS: MODULATION OF OCCURRENCE AND SPREAD O.W. Sakowitz (Germany) | 114 |
| 18:30 | SPREADING DEPOLARIZATIONS IN HUMAN BRAIN TRAUMA: A CAUSAL PATHOMECHANISM? J. Hartings (USA) | 115 |
| 18:50 | THE STROKE-MIGRAINE DEPOLARIZATION CONTINUUM J.P. Dreier (Germany) | 116 |

17:30 - 19:00**West 118/120****Symposium: Energetic basis of resting function in the human brain**

| | | |
|-------|--|-----|
| | Chair: F. Hyder (USA) | 117 |
| 17:30 | INTRODUCTION F. Hyder (USA) | 118 |
| 17:33 | NEUROPHYSIOLOGICAL BASIS OF SPONTANEOUS FLUCTUATIONS IN BOLD SIGNAL: CORRELATIONS OF NON-LINEAR COUPLINGS BETWEEN BANDS OF THE LOCAL-FIELD POTENTIALS A. Shmuel (Canada) | 119 |
| 17:51 | PRINCIPLES OF ENERGY DEMAND IN GRAY AND WHITE MATTER OF THE HUMAN BRAIN Y. Yu (China) | 120 |
| 18:09 | BLOOD FLOW & OXIDATIVE METABOLISM COUPLING IN THE AWAKE AND RESTING HUMAN BRAIN: ON THE SIGNALING ROLES OF AEROBIC GLYCOLYSIS AND LACTATE A. Gjedde (Denmark) | 121 |
| 18:27 | GLUCOSE OXIDATION IN NORMAL HUMAN BRAIN ACROSS DIFFERENT RESTING STATES F. Hyder (USA) | 122 |
| 18:45 | DISCUSSION | |

17:30 - 19:00
West 121/122
Brain Oral Communication: Cerebral Hemorrhage and Related Pathologies

- | | |
|--|-----|
| Chair: J. Aronowski (USA) | 123 |
| Chair: G. Chen (China) | 124 |
| 17:30 INHIBITION OF BOTH THE ACTIVATED MICROGLIA/MACROPHAGE AND THE INFILTRATED NEUTROPHILS ATTENUATES BRAIN INJURY AND IMPROVES OUTCOMES FOLLOWING INTRACEREBRAL HEMORRHAGE | 125 |
| W. Chen , X. Li, Y. Li, X. Li, Y. Fang, J. Fang, L. Jiang, R. Huang, M. Liu, Y. SUN, V.W. Yong, M. Xue (China) | |
| 17:45 A NEW ANTIFIBRINOLYTIC, CM352, MEDIATES REDUCTION OF HEMATOMA VOLUME AND IMPROVES FUNCTIONAL RECOVERY IN EXPERIMENTAL INTRACEREBRAL HEMORRHAGE. | 126 |
| T. Sobrino , J.A. Rodríguez, A. Vieites-Prado, E. López-Arias, R. Iglesias, Y. Oyarzabal, J. Orbe, J.A. Páramo, J. Castillo, F. Campos (Spain) | |
| 18:00 RED BLOOD CELL-DERIVED MICROPARTICLES FOR THE TREATMENT OF INTRACEREBRAL HEMORRHAGE. | 127 |
| V. Shukla, S. Koch, I. Saul, C. Bidot Jr., A. Liu, M.A. Perez-Pinzon, W. Jy, Y.S. Ahn, K.R. Dave (USA) | |
| 18:15 EXPRESSION AND FUNCTION OF MICRORNAs IN HUMAN BRAIN ARTERIOVENOUS MALFORMATION | 128 |
| J. Huang , W. Zhu, J. Song, M. Qu, Y. Wang, Z. Zhang, Y. Wang, G.Y. Yang (China) | |
| 18:30 HISTOPATHOLOGICAL INVESTIGATION OF INTRACRANIAL ARTERIAL DISSECTIONS | 129 |
| H. Ono , H. Nakatomi, H. Imai, N. Saito (Japan) | |
| 18:45 INVOLVMENT OF BLOOD CONSTITUENTS ON LESION DEVELOPMENT AFTER ACUTE SUBDURAL HEMORRHAGE IN RATS | 130 |
| O. Kempfski , S. Saeed, D. Jussen, B.E.A.T. Alesssandri (Germany) | |
-

20:30 - 23:00**Reception: Steamworks Mix and Match Party**



2015

Scientific Program

Monday, June 29, 2015



XXVIIth International Symposium on
Cerebral Blood Flow, Metabolism and Function
&

XIIth International Conference on
Quantification of Brain Function with PET

Karger Publications in Neurology

Frontiers of Neurology and Neuroscience, Vol. 36

Translational Neurosonology

Editors: Alonso, A.; Hennerici, M.G.; Mearis, S. (Mannheim)
VIII + 120 p., 22 fig., 6 in color, 1 tab., 2015
CHF 132.00 / EUR 110.00 / USD 155.00 (hard cover)
ISBN 978-3-318-02790-7 (hard cover)



Frontiers of Neurology and Neuroscience, Vol. 35

Hysteria: The Rise of an Enigma

Editor: Bogousslavsky, J. (Montreux)
X + 210 p., 59 fig., 3 in color, 2 tab., 2014
CHF 123.00 / EUR 103.00 / USD 145.00 (hard cover)
ISBN 978-3-318-02646-7 (hard cover)



More information:
www.karger.com/fnene



Progress in Neurological Surgery, Vol. 28

Concussion

Editors: Niranjana, A.; Lunsford, L.D. (Pittsburgh, Pa.)
VIII+256 p., 49 fig., 21 in color, 26 tab., 2014
CHF 198.00 / EUR 165.00 / USD 233.00 (hard cover)
ISBN 978-3-318-02648-1 (hard cover)



More information:
www.karger.com/prnes

KARGER 125 YEARS

S. Karger AG, P.O. Box
CH-4009 Basel (Switzerland)
E-Mail orders@karger.com

To find out more about related publications
and our journal program, please go to
www.karger.com/neurology

Monday, June 29, 2015

8:00 - 9:30
West 109/110
Brain Oral Communication: Neurological Diseases: Animal Studies

| | | |
|------|--|-----|
| | Chair: N. Sibson (United Kingdom) | 131 |
| | Chair: N. Plesnila (Germany) | 132 |
| 8:00 | DISRUPTION OF CAVEOLIN-1 FUNCTION COMPROMISES NEURAL PROGENITOR CELL REPOSE TO STROKE: IMPLICATIONS FOR THE DEVELOPMENT OF COGNITIVE DEFICITS. O. Lazarov , J. Bonds, R. Minshall, D. Pelligrino (USA) | 133 |
| 8:15 | CALORIC RESTRICTION INCREASES KETONE BODIES METABOLISM AND PRESERVES BLOOD FLOW IN AGING BRAIN A. Lin , W. Zhang, X. Gao (USA) | 134 |
| 8:30 | SPONTANEOUS WHITE MATTER DAMAGE, COGNITIVE DECLINE AND NEUROINFLAMMATION IN MIDDLE-AGED HYPERTENSIVE RATS: AN ANIMAL MODEL OF EARLY-STAGE CEREBRAL SMALL VESSEL DISEASE D. Kaiser, G. Weise, K. Möller, J. Scheibe, C. Pösel, S. Baasch, M. Gawlitza, D. Lobsien, K. Diederich, J. Minnerup, A. Kranz, J. Boltze , D.C. Wagner (Germany) | 135 |
| 8:45 | CEREBRAL SMALL VESSEL DISEASE, OBSTRUCTIVE SLEEP APNEA, AND GUT DYSBIOSIS B. Bryan , D. Durgan, E. Lloyd (USA) | 136 |
| 9:00 | INSULIN REGULATED AMINOPEPTIDASE: A POTENTIAL CEREBROVASCULAR AND NEUROPROTECTIVE MECHANISM IN A MOUSE MODEL OF ALZHEIMER'S DISEASE J. Royea , L. Zhang, S. Ozcelik, X.K. Tong, E. Hamel (Canada) | 137 |
| 9:15 | TOR-DEPENDENT NEUROVASCULAR DYSFUNCTION IN ALZHEIMER'S AND RELATED DEMENTIAS V. Galvan , N. Sayre, J. Cirrito, J. Jahrling, A.L. Lin, S. Hussong, N. DeRosa, S. Austad, K.E. Fischer, R. Asmis (USA) | 138 |

8:00 - 9:30**West 118/120****Brain Oral Communication: Cerebral Ischemia: Functional Recovery**

- Chair: P. Herson** (USA) 139
- Chair: TBA** 140
- 8:00 RAGE IS A KEY RECEPTOR MEDIATING PERIPHERAL IMMUNE ALTERATIONS AFTER STROKE 141
S. Roth, V. Singh, A. Geerlof, G. Huber, A. Liesz (Germany)
- 8:15 GENETIC ENGINEERING OF PRIMARY GLIAL RESTRICTED PROGENITORS FOR IMPROVED INTRAARTERIAL TARGETING TO THE ISCHEMIC BRAIN 142
A. Jablonska, D.J. Shea, A. Arnold, J.W. Bulte, M. Janowski, K. Konstantopoulos, **P. Walczak** (USA)
- 8:30 NEUROGENESIS MANIPULATION AFTER STROKE CAN AFFECT A PREVIOUS ACQUIRED MEMORY 143
M.I. Cuartero, J. De la Parra, A. Pérez-Ruiz, I. Bravo-Ferrer, A. Moraga, A. García-Culebras, J.M. Pradillo, I. Lizasoain, M.A. Moro (Spain)
- 8:45 PURKINJE CELL DEATH AND CEREBELLAR DEFICITS RESULTING FROM EXPERIMENTAL CARDIAC ARREST AND CARDIOPULMONARY RESUSCITATION 144
N. Quillinan, G. Deng, M. Moreno, R.J. Traystman, P.S. Herson (USA)
- 9:00 SENSORY DEPRIVATION FOLLOWING CORTICAL FOCAL ISCHEMIA FACILITATES REMAPPING AND ACCELERATES BEHAVIORAL RECOVERY 145
A.W. Kraft, A.Q. Bauer, K.P. Smith, J.P. Culver, J.M. Lee (USA)
- 9:15 CONCURRENT ASSESSMENT OF FORELIMB FUNCTION AND MESOSCOPIC CORTICAL NETWORKS IN MOUSE STROKE MODELS 146
G. Silasi, M. Vanni, F. Bolanos, J.D. Boyd, S.H. Scott, T.H. Murphy (Vancouver)

8:00 - 9:30**West 121/122****BrainPET Oral Session: Modeling and Methods**

| | | |
|------|---|-----|
| | Chair: A. Lammertsma (Netherlands) | 147 |
| | Chair: Q. Guo (USA) | 148 |
| 8:00 | MEASUREMENT OF DOPAMINE RELEASE WITH PET/FMRI N. Guehl , W. Wooten, G. El Fakhri, N. Alpert, M. Normandin (USA) | 149 |
| 8:15 | CATEGORIZING NETWORKS OF VOXELS INTO BRAIN STATES BASED ON SEGMENTATION OF DOPAMINE LATENCY IMAGES S. Wang , A. Vijay, K.P. Cosgrove, E.D. Morris (USA) | 150 |
| 8:30 | INVESTIGATION OF THE VARIABILITY OF THE TSPO RADIOLIGAND [11C] PBR28 IN HUMAN BRAIN Q. Guo , D.R. Owen, N.J. Kalk, E.A. Rabiner, R.N. Gunn (United Kingdom) | 151 |
| 8:45 | REFERENCE TISSUE-BASED KINETIC EVALUATION OF [F-18]AV-1451 IN AGING AND DEMENTIA S. Baker , J.C. Price, S.N. Lockhart, D. Schonhaut, J. Faria, G. Rabinovici, W.J. Jagust (USA) | 152 |
| 9:00 | MODEL TO DESCRIBE THE SPATIOTEMPORAL DISTRIBUTION OF MISFOLDED PROTEINS IN ALZHEIMER'S DISEASE A. Whittington , Y. Iturria-Medina, A. Evans, D.J. Sharp, R.N. Gunn (United Kingdom) | 153 |
| 9:15 | SPECTRAL ANALYSIS OF [18F]FLUTEMETAMOL GREY AND WHITE MATTER KINETICS K. Heurling , C. Buckley, K. Van Laere, R. Vandenberghe, M. Lubberink (Sweden) | 154 |

9:30 - 10:30**West 109/110****ISCBFM General Assembly****10:30 - 11:00****Exhibition & Poster Area****Coffee Break, Exhibition and Poster Viewing**

11:00 - 12:30**West 109/110****Symposium: Neurovascular pathways to cognitive dysfunction and neurodegeneration**

| | | |
|-------|--|-----|
| | Chair: C. Iadecola (USA) | 155 |
| | Chair: E. Hamel (Canada) | 156 |
| 11:00 | NEUROVASCULAR COUPLING IN HEALTH AND DISEASE: THE NEXT CHAPTER C. Iadecola (USA) | 157 |
| 11:22 | BLOOD BRAIN BARRIER ALTERATIONS IN NEURODEGENERATIVE DISEASES: TOWARDS A MOLECULAR UNDERSTANDING B. Zlokovic (USA) | 158 |
| 11:44 | NEUROVASCULAR AND COGNITIVE FAILURE IN ALZHEIMER'S DISEASE E. Hamel (Canada) | 159 |
| 12:06 | TROPHIC UNCOUPLING IN THE NEUROVASCULAR NICE AND ISCHEMIC WHITE MATTER INJURY E. Lo (USA) | 160 |

11:00 - 12:15**West 118/120**
Brain Oral Communication: Imaging: pre-clinical – new tool development

- Chair: K. Abe** (Japan) 161
- Chair: S. Sakadzic** (USA) 162
- 11:00 IN SILICO INVESTIGATION OF REGIONAL CEREBRAL BLOOD FLOW TO ACCOUNT FOR THE DISCREPANCY AMONG MEASURES BY DIFFERENT PERFUSION IMAGING METHODS 163
T. Ku, C. Choi (Korea)
- 11:15 LONGITUDINAL MONITORING OF MICROGLIAL ACTIVATION AFTER STROKE WITH A NOVEL SPION-ENHANCED MRI METHOD IN A RAT MCAO MODEL 164
L. Sillerud, Y.R. Yang, J. Thompson, V. Salayandia, **Y. Yang** (USA)
- 11:30 LABEL-FREE OPTICALLY QUANTIFIED CORTICAL METABOLIC RATE OF OXYGEN CONSUMPTION 165
V. Srinivasan, C. Merkle, S. Chong, H. Radhakrishnan, C. Leahy (USA)
- 11:45 MAGNETIC RESONANCE ADVECTION IMAGING (MRAI): SENSITIVITY TO PULSATILE FLOW 166
H.U. Voss, J.P. Dyke, K. Tabelow, D.J. Ballon, N.D. Schiff (USA)
- 12:00 MULTI-EXPOSURE, CONTINUOUS LASER SPECKLE CONTRAST IMAGING OF MOUSE BRAIN ENABLED BY A NOVEL SINGLE PHOTON AVALANCHE DIODE (SPAD) ARRAY 167
T. Dragojević, D. Bronzi, H.M. Varma, C.P. Valdes, C. Castellvi, A. Tosi, F. Zappa, C. Justicia, T. Durduran (Spain)

11:00 - 12:30**West 121/122****BrainPET Oral Session: Neurotransmitter System Evaluation**

- Chair: V. Sossi** (Canada) 168
- Chair: M. Normandin** (USA) 169
- 11:00 ENDOTOXIN ENHANCES METHYLPHENIDATE-INDUCED DOPAMINE
RELEASE MEASURED WITH [11C]-RACLOPRIDE PET 170
J. Petrucci, H. Gao, J. Ropchan, B. Kalish, Y. Huang, J. Hannestad,
E. Morris (USA)
- 11:15 DETECTING DOPAMINERGIC MODULATION INDUCED CAMP CHANGES
IN MONKEY BRAIN BY PDE10A PET IMAGING 171
K.C. Yang, S. Grimwood, J. Nielsen, B. Bang-Andersen, V. Stepanov,
N. Amini, S. Martinsson, A. Takano, C. Halldin, L. Farde, S.J. Finnema
(Sweden)
- 11:30 CEREBRAL SEROTONIN 4 RECEPTOR BINDING IS NEGATIVELY
ASSOCIATED WITH THE CORTISOL AWAKENING RESPONSE IN
HEALTHY VOLUNTEERS 172
G. Jacobsen, P. Fisher, B. McMahon, P. Jensen, G. Knudsen, **V. Frokjaer**
(Denmark)
- 11:45 SIMULTANEOUS PET/MRI MEASUREMENTS OF HEMODYNAMIC
RESPONSE TO μ -OPIOID RECEPTOR OCCUPANCY 173
H. Wey, J. Hooker, M. Placzek, B. Rosen, J. Mandeville (USA)
- 12:00 BLOCKADE OF TRANSLOCATOR PROTEIN (TSPO) BY XBD173 TO
MEASURE SPECIFIC BINDING OF 11C-(R)-PK 11195 IN HUMAN BRAIN:
AN ONGOING STUDY 174
M. Kobayashi, K.J. Jenko, S.S. Zoghbi, C. Morse, D. Rallis-Frutos,
E. Page, T.G. Lohith, M. Ikawa, T. Jiang, J. Hong, V.W. Pike, R.B. Innis,
M. Fujita (USA)
- 12:15 PK-PD ANALYSIS OF OCCUPANCY-CONCENTRATION-TIME
CHARACTERISTICS OF A NOVEL GLYCINE TRANSPORTER-1 (GLYT1)
INHIBITOR EXHIBITING PHARMACOLOGICAL HYSTERESIS IN NON-
HUMAN PRIMATES AND HUMANS USING [18F]CFPYPB 175
R. Rajagovindan, R. Carr, M. Voorbach, J. Wang, A. Tovcimak, D. Reuter,
A. Giamis, P. Jacobson, B. Behl, E. Van der Kam, B. Rendenbach-Mueller,
A. Basso, E. Bain, J. Beaver (USA)

12:30 - 13:30**Exhibition & Poster Area****Lunch Break, Exhibition and Poster Viewing****13:30 - 15:00****West 109/110****Brain Oral Communication: Focal Ischemia: Reperfusion Therapies**

- Chair: C. Sobey** (Australia) 176
- Chair: G. Silasi** (Canada) 177
- 13:30 CD69 PLAYS A BENEFICIAL ROLE IN ISCHEMIC STROKE POTENTIALLY VIA THE MODULATION OF LEUKOCYTE RECRUITMENT AND SECONDARY MICROTHROMBOSIS 178
V.H. Brait, F. Miró, I. Pérez-de-Puig, M. Ferrer-Ferrer, B. Hurtado, A. Salas-Perdomo, J. Monteagudo, L. Notario, P. Garcia de Frutos, P. Lauzurica, A.M. Planas (Spain)
- 13:45 INCREASED TONE OF BRAIN PARENCHYMAL ARTERIOLES DURING EARLY POST-ISCHEMIC REPERFUSION IS ASSOCIATED WITH INCOMPLETE REPERFUSION AND GREATER INFARCTION 179
M.J. Cipolla, K. Chan, J. Sweet (USA)
- 14:00 PREDICTORS OF MORTALITY IN ACUTE ISCHEMIC STROKE INTERVENTION: ANALYSIS OF THE NASA REGISTRY 180
I. Linfante, G.R. Walker, A.K. Starosciak, G. Dabus, A.J. Yoo, G.W. Britz, A. Abou-Chebl, A.C. Castonguay, A. Alvarez, R. Gupta, N. Mueller-Kronast, J.D. English, T.W. Malisch, A. Xavier, A.T. Rai, M.T. Froehler, T.N. Nguyen, R. Novakovic, R.G. Nogueira, O.O. Zaidat (USA)
- 14:15 NEUROPROTECTIVE ROLE OF CARBON MONOXIDE RELEASE FROM CELL-FREE PEGYLATED HEMOGLOBIN DURING REPERFUSION FROM TRANSIENT FOCAL CEREBRAL ISCHEMIA 181
 X. Lui, H. Kwansa, E. Kulikowicz, J. Armstrong, D. Spicer, **R. Koehler** (USA)
- 14:30 EFFECT OF NEURONAL NO SYNTHASE INHIBITION BY 7-NI IN A JUVENILE CEREBRAL ISCHEMIC MODEL: PENUMBRAL REPERFUSION IMPROVEMENT 182
P. LEGER, P. BONNIN, R. MORETTI, S. RENOLLEAU, O. BAUD, C. CHARRIAUT-MARLANGUE (France)
- 14:45 IN VIVO IMAGING OF COLLATERAL BLOOD PERFUSION DYNAMICS DURING FOCAL STROKE 183
U. Baran, Y. Yuandong Li, R.K. Wang (USA)

13:30 - 15:00**West 118/120****Brain Oral Communication: Imaging: Pre-Clinical – Applications**

- Chair: B. Rosen** (USA) 184
- Chair: C. Brown** (Canada) 185
- 13:30 INFLAMMATORY AND ANGIOGENIC RESPONSE TO CHRONIC HYPOXIA IN MOUSE BRAIN EVALUATED BY POSITRON EMISSION TOMOGRAPHY AND HISTOLOGICAL STUDIES 186
I. Kanno, C. Seki, H. Takuwa, Z.H. Jin, D. Boturyn, P. Dumy, T. Furukawa, T. Saga, H. Ito, K. Masamoto (Japan)
- 13:45 GLASGOW OXYGEN LEVEL DEPENDENT (GOLD) TECHNOLOGY AS A NOVEL THERANOSTIC IN ACUTE ISCHEMIC STROKE 187
G. Deuchar, D. Brennan, W.M. Holmes, I.M. Macrae, K.W. Muir, C. Santosh (United Kingdom)
- 14:00 QUANTITATIVE ETA MAPPING FOR HIGH-FIELD CALIBRATED FMRI IN RAT BRAIN 188
 C. Shu, D. Rothman, B. Sanganahalli, D. Coman, P. Herman, **F. Hyder** (USA)
- 14:15 FUNCTIONAL CONNECTIVITY IN THE MOUSE BRAIN DURING TRANSITIONS FROM AWAKE TO DEEP ANESTHESIA 189
A.Q. Bauer, P.W. Wright, G. Baxter, A. Bice, M.D. Reisman, B. Palanca, J.P. Culver (USA)
- 14:30 MONITORING THE FUNCTIONAL PARCELLATION AND TOPOGRAPHY WITH MESOSCOPIC CALCIUM IMAGING OF RESTING STATE CORTICAL ACTIVITY IN MICE 190
M. Vanni, A. Chan, D. Xiao, G. Silasi, M. Moshevand, J. Ledue, T. Murphy (Canada)
- 14:45 CHANGES IN FUNCTIONAL CONNECTIVITY OF THE CONTRALESIONAL SENSORIMOTOR SYSTEM IN RATS RECOVERING FROM UNILATERAL STROKE TO THE MOTOR CORTEX 191
G.A.F. Van Tilborg, G. Sarolidou, P. Yanev, T. Wieloch, C. Sjölund, W.M. Otte, A. Van der Toorn, R.M. Dijkhuizen (Netherlands)

13:30 - 15:00**West 121/122****BrainPET Oral Session: Neurological Disorders**

- Chair: C. Mathis** (USA) 192
- Chair: P. Rosa-Neto** (Canada) 193
- 13:30 ALPHA SYNUCLEIN MODEL OF PARKINSON'S DISEASE DISPLAYS SYNAPTIC DISRUPTION 194
J. Phan, K. Stockholm, S. Jakobsen, K. Vang, A. Gjedde, A.M. Landau, M. Romero-Ramos (Denmark)
- 13:45 LOSS OF PHOSPHODIESTERASE 10A SIGNALLING IS ASSOCIATED WITH PROGRESSION AND SEVERITY IN PATIENTS WITH PARKINSON'S DISEASE 195
F. Niccolini, T. Foltynie, T. Reis Marques, S. Natesan, S. Kapur, N. Mulhert, G.E. Searle, A.C. Tzortzi, E.A. Rabiner, R.N. Gunn, P. Piccini, P. Marios (United Kingdom)
- 14:00 GRAY MATTER VOLUME ASSOCIATIONS WITH AMYLOID-BETA DEPOSITION AND AGE IN DOWN SYNDROME 196
P.J. Lao, T.J. Betthausen, A.T. Hillmer, D.L. Tudarascu, J.C. Price, W.E. Klunk, I. Mihaila, A.T. Higgins, P.D. Bulova, S.L. Hartley, R.V. Tumuluru, D. Murali, C.A. Mathis, A.D. Cohen, T.E. Barnhart, D.A. Devenny, M.R. Mailick, S.C. Johnson, B.L. Handen, B.T. Christian (USA)
- 14:15 EVIDENCE FOR EXACERBATED NEUROINFLAMMATION FOLLOWING AN INFLAMMATORY TRIGGER IN THE G2019S LRRK2 RAT MODEL USING LONGITUDINAL PET IMAGING 197
V. Sossi, M. Walker, K. Dinelle, A. Schildt, R. Kornelsen, Q. Miao, C. Takhar, D. Bannan, M. Mejias, D. Doudet, M. Farrer (Canada)
- 14:30 SPECT-IMAGING OF DISTURBED BRAIN FUNCTIONS IN DEMENTIA USING A LIPOPHILIC CHELATE COMPLEX OF THE K⁺-PROBE 201THALLIUM 198
A.M. Oelschlegel, F. Stöber, T. Stöter, I. Apostolova, H. Scheich, H. Amthauer, K.G. Reymann, J. Goldschmidt (Germany)
- 14:45 LONGITUDINAL 6-[18F]FLUORO-L-M-TYROSINEPET IMAGING OF DOPAMINE FUNCTION FOLLOWING ADMINISTRATION OF OXB-102, AN ENHANCED GENE THERAPY FOR PARKINSON'S DISEASE 199
N. Van Camp, R. Aron Badin, K. Binley, C. Jan, Y. Bramouille, H. Steward, S. Ralph, Y. Lad, S. Naylor, K. Hosomi, S. Palfi, P. Hantraye, K. Mitrophanous

15:00 - 16:00**Exhibition & Poster Area****Poster Viewing session, Coffee Break and Exhibition**

16:00 - 17:40**West 109/110****Symposium: Early Career Symposium****Chair: T.D. Farr** (United Kingdom) 200**Chair: D. Doudet** (Canada) 20116:00 EVERYTHING YOU NEED TO KNOW ABOUT BEHAVIORAL TESTING IN RODENT MODELS OF STROKE. 202
R. Trueman (United Kingdom)16:20 FXII INHIBITION PROTECTS FROM EXPERIMENTAL BRAIN TRAUMA BY REDUCING THROMBUS FORMATION 203
S. Hopp, C. Albert-Weissenberger, M.W. Nolte, S. Mencl, A.L. Sirén, C. Kleinschnitz (Germany)16:40 ELEVATED INTRACRANIAL PRESSURE FOLLOWING STROKE: THERE'S MORE TO THE STORY THAN CEREBRAL OEDEMA. 204
D.D. McLeod, L.A. Murtha, D.J. Beard, R.J. Hood, C.L. Logan, D. Pepperall, N.J. Spratt (Australia)17:00 THE ROLE OF SRC FAMILY KINASES IN TRAUMATIC AND HEMORRHAGIC BRAIN INJURY 205
D. Liu, K. Van, H. Hull, B. Ander, J. Lin, G. Jickling, X. Zhan, C. Dykstra-Aiello, B. Stamova, B. Lyeth, F. Sharp (USA)17:20 INVESTIGATING CAPILLARY DYNAMICS WITH AGING 206
F. Lesage (Canada)

16:00 - 17:30**West 118/120****Brain Oral Communication: Cerebrovascular Regulation**

- Chair: C. Howarth** (United Kingdom) 207
- Chair: B. Weber** (Switzerland) 208
- 16:00 MULTIMODAL PERCEPTION OF SUGAR MODULATES CEREBRAL BLOOD FLOW IN THE HEDONIC CIRCUIT DIFFERENTLY THAN INDEPENDENT ORAL OR INTESTINAL PERCEPTION 209
D. VAL-LAILLET, C. CLOUARD, M.C. MEUNIER-SALAUN, P. MEURICE, C.H. MALBERT (France)
- 16:15 OBSTRUCTIVE SLEEP APNEA ATTENUATES THE CEREBROVASCULAR CIRCADIAN CLOCK AND RHYTHMS IN VASCULAR FUNCTION 210
D. Durgan, E. Lloyd, R. Bryan Jr. (USA)
- 16:30 MODELLING THE FLOW IN CEREBRAL CAPILLARY NETWORKS WITH DISCRETE RBC TRACKING 211
F. Schmid, P. Jenny, B. Weber (Switzerland)
- 16:45 TEMPORAL DIAMETRIC CHANGE OF INTRACORTICAL PENETRATING ARTERIES IN RESPONSE TO CORTICAL SPREADING DEPRESSION OBSERVED WITH TWO-PHOTON MICROSCOPY IN ANESTHETIZED MICE 212
M. Unekawa, Y. Tomita, H. Toriumi, T. Osada, K. Masamoto, I. Kannno, N. Suzuki (Japan)
- 17:00 EFFECT OF ELECTRICAL FOREPAW STIMULATION ON CAPILLARY TRANSIT TIME HETEROGENEITY 213
E. Gutierrez, P.M. Rassmussen, C. Cai, K. Mouridsen, S.N. Jespersen, I.K. Mikkelsen, H. Angleys, N.K. Iversen, J. Lee, S. Sakadzic, L. Østergaard (Denmark)
- 17:15 INVESTIGATING THE SPATIOTEMPORAL CHARACTERISTICS OF THE BOLD AND THE NON-BOLD RESPONSE ACROSS CORTICAL LAYERS IN AWAKE MARMOSETS 214
C. Yen, D. Papoti, A. Silva (USA)

16:00 - 17:30**West 121/122****BrainPET Oral Session: Psychiatric and Other Diseases**

- Chair: A. Abi-Dargham** (USA) 215
- Chair: A. Landau** (Denmark) 216
- 16:00 EFFECT OF MODAFINIL ON THE DOPAMINE TRANSPORTER AND ITS CLINICAL EFFECTIVENESS IN COCAINE DEPENDENT PATIENTS: A PET STUDY 217
M. Dubol, E. Artiges, C. Leroy, C. Trichard, A. Mabondo, C. Marill, A. Dubois, N. Bordas, R. Maroy, F. Dollé, C. Comtat, P. Gervais, M. Reynaud, J.L. Martinot, L. Karila (France)
- 16:15 SEASONAL VARIATION OF MONOAMINE OXIDASE A QUANTIFIED WITH [11C]HARMINE AND POPULATION-BASED INPUT FUNCTIONS 218
A. Hahn, D. Winkler, C. Vranka, L. Nics, C. Philippe, G.M. James, G. Gryglewski, M. Hienert, P. Baldinger, A. Kautzky, M. Spies, A. Komorowski, T. Vanicek, E. Winkler-Pjrek, T. Traub-Weidinger, W. Wadsak, M. Mitterhauser, M. Hacker, S. Kasper, R. Lanzenberger (Austria)
- 16:30 TREATMENT RESPONSE EVALUATION USING 18F-FET PET IN GLIOBLASTOMA PATIENTS AT FIRST RECURRENCE TREATED WITH A COMBINATION OF BEVACIZUMAB PLUS LOMUSTINE 219
N. Galdiks, V. Dunkl, G. Stoffels, C. Filss, C. Tscherpel, G. Ceccon, I. Law, M. Schmidt, G.R. Fink, N.J. Shah, K.J. Langen (Germany)
- 16:45 DECREASED DOPAMINE TRANSPORTER EXPRESSION IN MAJOR DEPRESSIVE DISORDER MEASURED WITH [11C]ALTROPANE PET 220
M.D. Normandin, D.W. Wooten, F. Goer, M. Beltzer, G. Vitaliano, B. Brennan, N. Brooks, D. Crowley, N.M. Alpert, G. El Fakhri, D.A. Pizzagalli (USA)
- 17:00 REDUCED INSULIN SENSITIVITY IS RELATED TO LESS ENDOGENOUS DOPAMINE AT D2/3 RECEPTORS IN THE VENTRAL STRIATUM OF HEALTHY NON-OBESE HUMANS 221
F. Caravaggio, C. Borlido, M. Hahn, Z. Feng, G. Fervaha, P. Gerretsen, S. Nakajima, E. Plitman, J. Chung, Y. Iwata, A. Wilson, G. Remington, A. Graff-Guerrero (Canada)
- 17:15 KINETIC ANALYSES OF 11C-PIB WITH 3 COMPARTMENTAL MODEL IN PATIENTS WITH SYMPTOMATIC SMALL VESSEL DISEASE: PET STUDIES 222
T. Hashimoto, C. Yokota, K. Koshino, R. Shimomura, T. Uehara, N. Morita, N. Funatsu, T. Hino, J. Nakagawara, K. Minematsu, H. Iida, K. Toyoda (Japan)

17:40 - 18:40
West 109/110
Journal of Cerebral Blood Flow and Metabolism: Highlights

| | |
|--|-----|
| Chair: M. Lauritzen (Denmark) | 223 |
| Chair: U. Dirnagl (Germany) | 224 |
| 17:40 BONE-MARROW DERIVED ENDOTHELIAL PROGENITOR CELLS PROTECT POSTISCHEMIC AXONS AFTER TRAUMATIC BRAIN INJURY K. Park , E. Park, E. Liu, A.J. Baker (Canada) | 225 |
| 17:55 BRAIN-TARGETED NANOPARTICLES IN NEUROPROTECTION M. Yemisci Ozkan (Turkey) | 226 |
| 18:10 TARGETING BRAIN TUMORS THROUGH THE BBB L. Muldoon (USA) | 227 |
| 18:25 PATHOPHYSIOLOGY OF VASCULAR COGNITIVE IMPAIRMENT: FROM ANIMAL MODELS TO PATIENTS G.A. Rosenberg (USA) | 228 |

19:00 - 23:00**Symposium Banquet**



2015

Scientific Program

Tuesday, June 30, 2015



XXVIIth International Symposium on
Cerebral Blood Flow, Metabolism and Function
&

XIIth International Conference on
Quantification of Brain Function with PET

June 27-30, 2015, Vancouver, Canada

JOIN US AT AD/PD™ 2017

The 13th International Conference on Alzheimer's & Parkinson's Diseases

March 29 - April 2, 2017 | Vienna, Austria



Mechanisms, Clinical Strategies,
and Promising Treatments of
Neurodegenerative Diseases

ORGANIZING COMMITTEE

Abraham Fisher, Israel, President

Roger M. Nitsch, Switzerland, Executive Organizer

Manfred Windisch, Austria, Executive Organizer



adpd2017.kenes.com

Tuesday, June 30, 2015

8:00 - 9:00

West Ballroom A

The Niels Lassen Award Session

| | | |
|------|---|-----|
| | Chair: P. Herscovitch (USA) | 229 |
| | Chair: D. Traytsman (USA) | 230 |
| 8:00 | ASSESSING RECEPTOR DESENSITIZATION AND INTERNALIZATION PARAMETERS WITH SIMULTANEOUS PET/FMRI C.Y. Sander , J.M. Hooker, C. Catana, B.R. Rosen, J.B. Mandeville (USA) | 231 |
| 8:15 | ENDOTHELIAL CYTOSKELETAL REORGANIZATION CONTRIBUTES TO SURPRISINGLY EARLY BLOOD-BRAIN BARRIER DISRUPTION AND PERMANENT ISCHEMIC/REPERFUSION BRAIN INJURY Y. Shi , L. Zhang, L. Mao, H. Pu, X. Hu, R. Stetler, Y. Gao, R. Leak, R. Keep, J. Chen (USA) | 232 |
| 8:30 | RESULTS OF THE FIRST PRECLINICAL MULTICENTER TRIAL: ANTI-CD49D TREATMENT IN ACUTE BRAIN ISCHEMIA A. Liesz , A.M. Planas, M.G. De Simoni, N. Plesnila, D. Vivien, U. Dirnagl (Germany) | 233 |
| 8:45 | EVALUATION OF [11C]UCB-J AS A NOVEL PET RADIOLIGAND FOR IMAGING SYNAPTIC VESICLE GLYCOPROTEIN 2A (SV2A) IN THE HUMAN BRAIN S.J. Finnema , N. Nabulsi, J. Mercier, S. Lin, S. Najafzadeh, J. Ropchan, J. Hannestad, T. Eid, K. Detyniecki, R.E. Carson, Y. Huang (USA) | 234 |

9:00 - 10:00

West Ballroom A

Plenary Lecture

| | | |
|------|---|-----|
| | Chair: D. Doudet (Canada) | 235 |
| | Chair: K. Dorovini-Zis (Canada) | 236 |
| 9:00 | ION TRANSPORTERS AND CHANNELS OF THE NEUROVASCULAR UNIT IN HEALTH AND DISEASE: WHY SHOULD WE CARE? M. O'Donnell (USA) | 237 |

10:00 - 11:00 **Exhibition & Poster Area**
Poster Viewing session, Coffee Break and Exhibition

11:00 - 12:40 **West 109/110**
Symposium: The cerebral microcirculation in disease

| | | |
|-------|---|-----|
| | Chair: L. Østergaard (Denmark) | 238 |
| 11:00 | CAPILLARY FLOW PATTERNS AND CEREBRAL OXYGENATION L. Østergaard , S.N. Jespersen (Denmark) | 239 |
| 11:20 | THE EFFECTS OF ELEVATED INTRACRANIAL PRESSURE ON CAPILLARY PERFUSION PATTERNS E. Nemoto , D. Bagin, H. Yonas (USA) | 240 |
| 11:40 | CAPILLARY PERFUSION PATTERNS DURING CORTICAL SPREADING DEPRESSIONS N. Suzuki (Japan) | 241 |
| 12:00 | THE ROLE OF PERICYTES IN INCOMPLETE MICROCIRCULATORY REPERFUSION IN THE BRAIN AND RETINA T. Dalkara (Turkey) | 242 |
| 12:20 | IMAGING THE CEREBRAL MICROCIRCULATION AND OXYGENATION S. Sakadzic (USA) | 243 |

11:00 - 12:30 **West 118/120**
Symposium: Metabolic pathways for ischemic tolerance

| | | |
|-------|---|-----|
| | Chair: M.A. Perez-Pinzon (USA) | 244 |
| | Chair: J. Chen (China) | 245 |
| 11:00 | MECHANISMS OF INTRINSIC ISCHEMIC TOLERANCE IN THE ARCTIC GROUND SQUIRRELS K.L. Drew , T.J. Jinka (USA) | 246 |
| 11:22 | SUM02/3 CONJUGATION AS AN ENDOGENOUS NEUROPROTECTIVE MECHANISM. C. Harms , G. Lättig-Tünnemann, A.L. Datwyler, B. Brommer, J. Schwab, C.J. Hoffmann, F. Yildirim, P. Euskirchen (Germany) | 247 |

| | | |
|-------|--|-----|
| 11:44 | NON-CODING RNAS IN NEUROPROTECTION J. Saugstad (USA) | 248 |
| 12:06 | ISCHEMIC PRE-CONDITIONING ALTERS CEREBRAL MICRORNA THAT ARE UPSTREAM TO NEUROPROTECTIVE SIGNALING PATHWAYS A. Dharap, R. Vemuganti (USA) | 249 |

11:00 - 12:30**West 121/122****Brain Oral Communication: Neuroinflammation**

| | | |
|-------|---|-----|
| | Chair: S. Allan (United Kingdom) | 250 |
| | Chair: R. Turner (Australia) | 251 |
| 11:00 | EFFECT OF B2 LYMPHOCYTE DEFICIENCY ON OUTCOME AFTER TRANSIENT FOCAL ISCHEMIA IN MICE H.X. Chu , T. Kyaw, B.H. Toh, A. Bobik, D.R. Grant, C.G. Sobey (Australia) | 252 |
| 11:15 | AIM2 AND NLRC4 INFLAMMASOMES CONTRIBUTE WITH ASC TO ACUTE BRAIN INJURY INDEPENDENTLY OF NLRP3 S.M. Allan , A. Denes, G. Coutts, N. Lenart, S.M. Cruickshank, P. Pelegrin, J. Skinner, N.J. Rothwell, D. Brough (United Kingdom) | 253 |
| 11:30 | SHAPE DESCRIPTORS AS TOOLS TO INVESTIGATE THE FUNCTIONAL COMMITMENT OF MYELOID CELLS IN ACUTE BRAIN INJURY MODELS S. Fumagalli, E.R. Zanier , C. Perego, E. Carlino, F. Orsini, F. Pischiutta, M.G. De Simoni (Italy) | 254 |
| 11:45 | BRAIN INFLAMMATION DURING ANGIOTENSIN II-INDUCED HYPERTENSION S. Chrissobolis , N.D.D. Ranasinghe, Q.N. Dinh, C.T. Chan, A. Vinh, H.X. Chu, G.R. Drummond, C.G. Sobey (Australia) | 255 |
| 12:00 | SYSTEMIC IMMUNE CHALLENGE WITH ENDOTOXIN INDUCES A ROBUST INCREASE IN BRAIN MICROGLIAL ACTIVATION: A C-11 PBR28 PET STUDY IN HUMANS C.M. Sandiego , J.D. Gallezot, J. Ropchan, S.F. Lin, L. Rodriguez, B. Pittman, L. Devine, K. O'Connor, Y. Huang, J. Hannestad, R.E. Carson, K.P. Cosgrove (USA) | 256 |
| 12:15 | IN VIVO KINETIC ANALYSIS FOR WM LESIONS IN MULTIPLE SCLEROSIS WITH [11C]-PK11195 K. Yeona , M. Elizabeth, V. Shankar, M. Paul D., G. Susan A. (USA) | 257 |

12:30 - 13:30**Exhibition & Poster Area****Lunch Break, Exhibition and Poster Viewing****13:30 - 15:00****West 109/110****Brain Oral Communication: Blood-Brain Barrier**

- Chair: I. Krizbai** (Hungary) 258
- Chair: Y. Shi** (USA) 259
- 13:30 PILOCARPINE ACTS ON DISTINCT MUSCARINIC ACETYLCHOLINE RECEPTORS EXPRESSED IN BRAIN MICROVASCULAR ENDOTHELIAL CELLS AND ALTERS BBB FUNCTIONALITY. A NEW PARADIGM IN EPILEPTOGENESIS 260
B.M. Radu, M. Radu, A. Banciu, F. Merigo, C. Tognoli, M. Di Chio, D.D. Banciu, G. Constantin, S. Fucile, G. Bertini, P.F. Fabene (Italy)
- 13:45 DRUG METABOLIZING ENZYMES P450S AND NUCLEAR RECEPTORS IN HUMAN EPILEPTIC BRAIN: IMPORTANT THERAPEUTIC TARGET TO TACKLE DRUG RESISTANCE 261
C. Ghosh, M. Hossain, N. Marchi, D. Janigro (USA)
- 14:00 IDENTIFICATION OF P-GLYCOPROTEIN CO-FRACTIONATING PROTEINS AND BINDING PARTNERS IN RAT BRAIN MICROVESSELS SUGGESTING POTENTIAL REGULATORY MECHANISMS 262
M.E. Tome, J.M. Herndon, Y. Zhang, C.P. Schaefer, L.M. Jacobs, F.O. Matty, **T. Davis** (USA)
- 14:15 THE AQUAPORIN-MEDIATED MOLECULAR MECHANISMS OF MANNITOL IN BRAIN OEDEMA AND CEREBRAL WATER FLOW 263
M. Salman, A. Conner, M. Conner (United Kingdom)
- 14:30 THE BLOOD-BRAIN BARRIER AFTER STROKE: STRUCTURAL STUDIES AND THE ROLE OF CAVEOLAE IN TRANSCELLULAR PERMEABILITY 264
M.J. Haley, **C.B. Lawrence** (United Kingdom)
- 14:45 REGULATING THE BLOOD BRAIN BARRIER AFTER STROKE WITH TPA INHIBITORS 265
E.J. Su, L. Fredriksson, M. Warnock, D. Bushart, D.A. Lawrence (USA)

13:30 - 15:00**West 118/120****Brain Oral Communication: Neurological Diseases: Human Studies**

- Chair: L. Han** (China) 266
- Chair: I. Linfante** (USA) 267
- 14:00 AGING IS ASSOCIATED WITH IMPAIRED CEREBRAL ENDOTHELIAL FUNCTION THAT IS GREATER IN MEN THAN WOMEN 268
L.A. Reyes, F.A. Sorond, L.A. Lipsitz, J.M. Serrador (USA)
- 14:15 PERIVASCULAR AQUAPORIN-4 POLARIZATION IS COMPROMISED IN THE AGING HUMAN BRAIN AND ASSOCIATED WITH AMYLOID BETA PLAQUE DEPOSITION 269
D. Zeppenfeld, J. Haswell, M. Grafe, R. Woltjer, **J. Iliff** (USA)
- 14:30 DEPLETION OF MEMORY B CELLS IN THE CSF IS ASSOCIATED WITH DYSREGULATION OF A β CLEARANCE IN SUBJECTS WITH AMNESTIC MILD COGNITIVE IMPAIRMENT 270
A.M. Stowe, S.B. Ortega, S.J. Ireland, D. Chen, R.M. Huebinger, C.M. Cullum, B.M. Greenberg, T. Harris, N.L. Monson, R. Zhang (USA)
- 14:45 INFLAMMATORY BLOOD-BRAIN BARRIER DISRUPTION IN PATIENTS WITH SUBCORTICAL ISCHEMIC VASCULAR DISEASE OF THE BINSWANGER TYPE 271
B.N. Huisa, A. Caprihan, **G.A. Rosenberg** (USA)
- 15:00 A COMPARATIVE METABOLIC PET AND PERFUSION MRI STUDY FOR ASSESSING ABNORMAL METABOLIC NETWORK ACTIVITY IN PATIENTS WITH MULTIPLE SYSTEM ATROPHY 272
J. Ge, S. Peng, P. Wu, J. Wang, D. Eidelberg, Y. Ma, C. Zuo (China)
- 15:15 FADD PHOSPHORYLATION LINKS TO ABNORMAL MITOCHONDRION PROLIFERATION IN MITOCHONDRIAL ENCEPHALOMYOPATHY 273
F. Niu, H. Wu, Q. Zhang, X. Li, S. Wang, Y. Xu (China)

13:30 - 15:00**West 121/122****Brain Oral Communication: Neurovascular Coupling: Pathophysiology**

- Chair: N. Suzuki** (Japan) 274
- Chair: B. Stefanovic** (Canada) 275
- 13:30 DRAG REDUCING POLYMERS IMPROVE MICROVASCULAR PERFUSION IN THE TRAUMATIZED BRAIN WITH HIGH INTRACRANIAL PRESSURE 276
D. Bragin, S. Thomson, O. Bragina, G. Statom, M.V. Kamenava, E.M. Nemoto (Albuquerque)
- 13:45 ASTROCYTE ACTIVATION BY BRAIN METASTASES ALTERS NEUROVASCULAR COUPLING 277
S. Serres, M. Sarmiento Soto, J.R. Larkin, J.A. Meakin, A.A. Khrapitchev, C. Escartin, G. Bonvento, N.R. Sibson (United Kingdom)
- 14:00 TIME COURSE OF PERICYTE CONSTRICTION OF CAPILLARIES FOLLOWING TRANSIENT MIDDLE CEREBRAL ARTERY OCCLUSION 278
B.A. Sutherland, C.N. Hall, F.M. O'Farrell, A.A. Neuhaus, A.M. Buchan, D. Attwell (United Kingdom)
- 14:15 INTERNEURON DEFICIT LINKS ATTENUATED NETWORK SYNCHRONIZATION TO MISMATCH OF ENERGY SUPPLY AND DEMAND IN AGING 279
S. Jessen, C. Mathiesen, B. Lind, M. Lauritzen (Denmark)
- 14:30 INTERRELATIONSHIP BETWEEN NIRS MEASUREMENTS OF CEREBRAL CYTOCHROME-C-OXIDASE AND SYSTEMIC CHANGES INDICATES INJURY SEVERITY IN NEONATAL ENCEPHALOPATHY 280
G. Bale, S. Mitra, M. Chan, I. De Roeber, J. Meek, N. Robertson, I. Tachtsidis (United Kingdom)
- 14:45 PERIOPERATIVE CEREBRAL HEMODYNAMICS AND METABOLISM IN NEONATES WITH SINGLE-VENTRICLE PHYSIOLOGY 281
M. Dehaes, H. Cheng, S. Ferradal, E. Buckley, P. Lin, R. Vyas, K. Hagan, D. Wigmore, E. McDavitt, A. Fenoglio, D.A. Boas, J. Soul, M.A. Franceschini, J.W. Newburger, P.E. Grant (USA)

15:00 - 16:00**Exhibition & Poster Area****Poster Viewing session, Coffee Break and Exhibition**

16:00 - 17:30**West 109/110****Symposium: Exploring the dynamics of brain energy metabolism**

| | | |
|-------|--|-----|
| | Chair: G. Bonvento (France) | 282 |
| 16:00 | INTRODUCTION G. Bonvento (France) | 283 |
| 16:05 | NOVEL FRET NANOSENSORS TO PROBE NEUROMETABOLIC COUPLING F. Barros (Chile) | 284 |
| 16:25 | INVESTIGATING CEREBRAL ENERGY METABOLISM IN VIVO USING TWO-PHOTON IMAGING AND FRET NANOSENSORS B. Weber (Switzerland) | 285 |
| 16:45 | CONTRIBUTION OF OLIGODENDROCYTES TO BRAIN ENERGY METABOLISM ASSESSED BY GENETICALLY ENCODED SENSORS FOR METABOLITES J. Hirrlinger , A. Trevisiol, A.S. Saab, K.A. Nave | 286 |
| 17:05 | MEASURING BRAIN OXYGEN CONSUMPTION WITH A MICRON-SCALE RESOLUTION S. Charpak , D. Lyons (France) | 287 |

16:00 - 17:30**West 118/120****Symposium: Novel approaches to neuroprotection**

| | | |
|-------|--|-----|
| | Chair: W. Paschen (USA) | 288 |
| | Chair: N. Bazan (USA) | 289 |
| 16:00 | INTRODUCTION W. Paschen (USA) | 290 |
| 16:05 | SUMO: FROM HIBERNATION TO NEUROPROTECTION J. Hallenbeck (USA) | 291 |
| 16:25 | NOVEL ANIMAL MODELS TO MECHANISTICALLY LINK SUMOYLATION TO NEUROPROTECTION W. Yang , L. Wang, H. Sheng, W. Paschen (USA) | 292 |
| 16:45 | INTRODUCTION N. Bazan (USA) | 293 |
| 16:50 | DOCOSANOID-MEDIATED NEUROPROTECTION FOR STROKE: UNDERLYING MECHANISMS AND CLINICAL TRANSLATION L. Belayev , L. Khoutorova, S.H. Hong, A. Obenaus, N.G. Bazan (USA) | 294 |
| 17:15 | OMEGA-3 FATTY ACIDS IN NEURODEGENERATIVE DISEASES: FOCUS ON MITOCHONDRIA G. Eckert , S. Afshordel, S. Hagl , D. Werner, N. Röhner, D. Kögel, N.G. Bazan (Germany) | 295 |

16:00 - 17:15**West 121/122****Brain Oral Communication: Imaging: Clinical**

- Chair: H. Kinouchi** (Japan) 296
- Chair: G. van Tilborg** (Netherlands) 297
- 16:00 HEMODYNAMIC CHARACTERISTICS OF CEREBRAL ARTERIOVENOUS MALFORMATION FEEDER VESSELS WITH AND WITHOUT ANEURYSMS. 298
S.F. Shakur, S. Amin-Hanjani, H. Mostafa, F.T. Charbel, **A. Alaraj** (USA)
- 16:15 DOES EXTREME PREMATURITY AFFECT ADULT BRAIN VESSEL COMPLIANCE? A PRELIMINARY MRI STUDY. 299
I. Huen, J. Beckmann, Y. Suzuki, M.A. Zuluaga, A. Melbourne, M.J.P. Van Osch, D. Atkinson, S. Ourselin, N. Marlow, X. Golay (United Kingdom)
- 16:30 DEFINING THE ISCHAEMIC PENUMBRA WITH COMBINED METABOLIC AND PERFUSION MR IMAGING 300
G. Harston, P. Mathieson, I. Reckless, U. Schulz, K. Shah, Y.K. Tee, N. Blockley, T. Okell, F. Sheerin, S. Payne, P. Jezzard, M. Chappell, J. Kennedy (United Kingdom)
- 16:45 DETECTING FUNCTIONAL ACTIVATION SEPARATED BY PERIODS UP TO 4 WEEKS BY ARTERIAL SPIN LABELING 301
T. Ssali, U. Anazodo, Y. Bureau, J. Butler, M. Günther, K. St Lawrence (Canada)
- 17:00 FUNCTIONAL HYPEREMIA OF THE VISUAL CORTEX IN EARLY STAGE ALZHEIMER'S DISEASE 302
R. Janik, S. Chaudhary, A. Dorr, A. Scouten, G. Schwindt, M. Masellis, G.J. Stanis, S.E. Black, B. Stefanovic (Canada)



2015

Poster Presentations



XXVIIth International Symposium on
Cerebral Blood Flow, Metabolism and Function

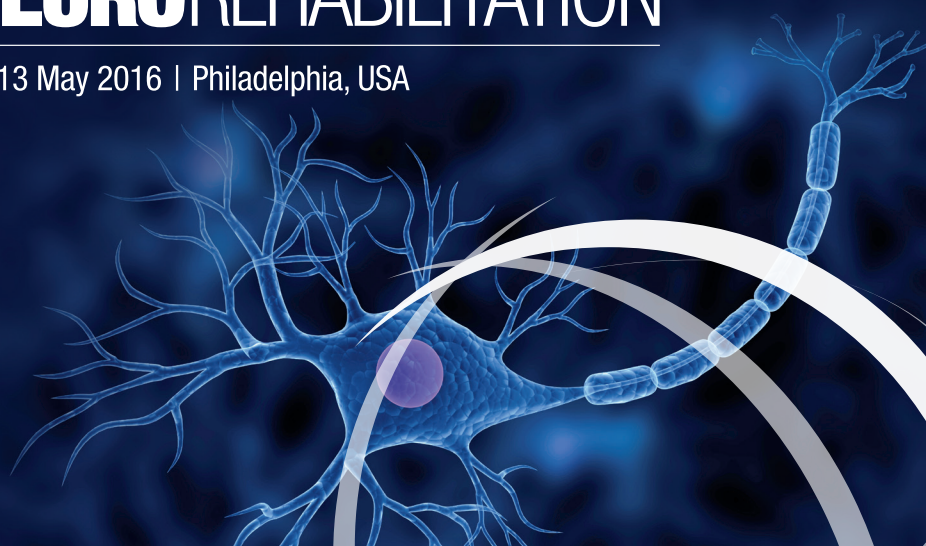
&
XIIth International Conference on
Quantification of Brain Function with PET

JOIN US AT

9TH WORLD CONGRESS FOR

NEUROREHABILITATION

10-13 May 2016 | Philadelphia, USA



FROM SCIENCE **TO SOCIETY**

WFNR
World Federation for NeuroRehabilitation

 AMERICAN SOCIETY OF
NEUROREHABILITATION

<http://wcnr2016.org/>

Saturday, June 27, 2015 - Tuesday, June 30, 2015

AGING

- | | | |
|-----|--|-----|
| 001 | DYSFUNCTION OF MOUSE CEREBRAL ARTERIES DURING EARLY AGING M. Balbi , M. Ghosh, T.A. Longden, M. Jativa, B. Gesierich, F. Hellal, A. Lourbopoulos, M.T. Nelson, N. Plesnila (Germany) | 303 |
| 002 | DYNAMIC MAGNETISATION TRANSFER MRI: CARDIAC PULSATION IN AGING BRAIN TISSUE D. López , E. Kehoe, D. Farrel, J. McNulty, P. Mullins, S. Joseph, A. Bodke, S. O'Mara, C.M. Kerskens (Ireland) | 304 |
| 003 | REVERSAL OF BETA-AMYLOID-INDUCED NEUROTOXICITY IN PC12 CELLS BY CURCUMIN, THE IMPORTANT ROLE OF ROS-MEDIATED SIGNALING AND ERK PATHWAY S. Zhang, K. Wang, Y. Hou, M. Yang, J. Sun, C. Fan , X. Fu, B. Sun (China) | 305 |
| 004 | ELICITATION THRESHOLD OF CORTICAL SPREADING DEPOLARIZATION INCREASES WITH BRAIN MATURATION AND ISCHEMIA P. Hertelendy , A. Menyhárt, T. Kiss, G. Tóth, Z. Ungvári, F. Bari, E. Farkas (Hungary) | 306 |
| 005 | AGE-ASSOCIATED ALTERATIONS OF ANTIOXIDANT STATUS, CALCIUM HOMEOSTASIS AND GLUCOSE TRANSPORTER IN FEMALE RAT BRAIN: NEUROPROTECTIVE ROLE OF ESTRADIOL P. Kumar , R. Kale, N. Baquer (India) | 307 |
| 006 | DELAYED INTRACRANIAL PRESSURE ELEVATION FOLLOWING ISCHEMIC STROKE IS PREVENTED BY EARLY AND SHORT HYPOTHERMIA TREATMENT IN AGED RATS L. Murtha , R. Hood, D. Beard, D. Pepperall, D. McLeod, N. Spratt (Australia) | 308 |
| 007 | AGING-ASSOCIATED INFLAMMATION IN THE VISCERAL ADIPOSE TISSUE AND THE BRAIN ARE REDUCED BY RESVERATROL S.I. Jeong , J.A. Shin, E.M. Park (Korea) | 309 |
| 008 | HUMAN ADIPOSE-DERIVED MESENCHYMAL STROMAL CELL ADMINISTRATION IMPROVES OUTCOME IN AGED STROKE MICE E. Sammali , G. Boncoraglio, G. Cermisoni, F. Marchesi, F. Pischiutta, E. Parati, M.G. De Simoni, E.R. Zanier (Italy) | 310 |

| Board No. | | Index No. |
|-----------|---|-----------|
| 009 | LONG-TERM RELATIONSHIP OF SERUM BRAIN-DERIVED NEUROTROPHIC FACTOR WITH CEREBRAL BLOOD FLOW AND COGNITION IN COGNITIVELY NORMAL ELDERLS | 311 |
| | C. Sarles , H. Aizenstein, C. O'Hare, A. Rosso, L. Launer, S. Kritchevsky, K. Yaffe, A. Newman, C. Rosano (USA) | |
| 010 | CHARACTERIZATION OF AGE-RELATED CHANGES IN MICROGLIA/MACROPHAGE POLARIZATION AND FUNCTIONAL OUTCOMES IN A MOUSE MODEL OF ISCHEMIC STROKE | 312 |
| | J. Suenaga , X. Hu, H. Pu, S.H. Hassan, J. Chen (USA) | |

NEURODEGENERATION

| | | |
|-----|--|-----|
| 011 | CARRIER MEDIATED DELIVERY SYSTEM BEARING DOPAMINE FOR EFFECTIVE MANAGEMENT OF PARKINSONISM | 313 |
| | S. Bhargava , V. Bhargava (India) | |
| 012 | ALTERATIONS OF BRAIN MORPHOLOGY AND ENERGY METABOLISM UNDERLYING MEMORY DETERIORATION IN INSULIN-RESISTANT GOTO-KAKIZAKI RATS | 314 |
| | F.M. Girault, R. Gruetter, J.M.N. Duarte (Switzerland) | |
| 013 | ALTERED THALAMIC GLUCOSE METABOLISM IN PARKINSON'S DISEASE | 315 |
| | C. Eggers , Y. Nahhas, E. Pelzer, L. Timmermann (Germany) | |
| 014 | REPRODUCIBILITY OF ABNORMAL BRAIN METABOLISM ASSOCIATED WITH PROGRESSIVE SUPRANUCLEAR PALSY: NETWORK AND REGIONAL COMPARISONS BETWEEN A US AND A CHINESE COHORT | 316 |
| | J. Ge , J. Wu, S. Peng, P. Wu, J. Wang, D. Eidelberg, C. Zuo, Y. Ma (China) | |
| 015 | DIFFERENT RATES OF DOPAMINE TRANSPORTER LOSS IN PARKINSON'S DISEASE AS MEASURED WITH [123I] -CIT AND [123I]JFP-CIT SPECT | 317 |
| | J. Hannestad, J. Seibyl, K. Marek, M. Laruelle, R. Gunn (United Kingdom) | |
| 016 | LOCALIZATION OF THE SIGMA-2 RECEPTOR/PGRMC1 IN NEURONS AND GLIA | 318 |
| | R. Mach , C. Zeng, N. Garg (USA) | |
| 017 | EARLY ALTERATIONS OF THE CORTICAL PYRAMIDAL CELLS IN THE 3XTG-AD MOUSE MODEL OF ALZHEIMER'S DISEASE | 319 |
| | J. Piquet , A. Lacroix, X. Toussay, E. Faivre, J. Le Douce, R. Lerchundi, R. Hepp, G. Bonvento, B. Cauli (France) | |

| Board No. | | Index No. |
|-----------|---|-----------|
| 018 | CAN AMIDE PROTON TRANSFER MRI GIVE ADDITIONAL INFORMATION ABOUT HUNTINGTON'S DISEASE? M. Rega , M. Rega, J. Fairney, F. Torrealdea, B. Leavitt, R. Scahill, R.A.C. Ross, B. Landwehrmeyer, B. Borowsky, S. Tabrizi, X. Golay (United Kingdom) | 320 |
| 019 | QUANTITATIVE T2, T2* AND T2'- MR IMAGING IN PATIENTS WITH ISCHEMIC LEUKOARAIOSIS DETECT MICROSTRUCTURAL CHANGES AND CORTICAL HYPOXIA M. Wagner , M. Helfrich, S. Volz, J. Magerkurth, O.C. Singer, R. Deichmann, A. Jurcoane, E. Hattingen (Germany) | 321 |
| 020 | ISCHEMIC INSULT INDUCES COFILIN ROD FORMATION AND CAUSES SYNAPSE LOSS IN RATS Y. Wang , B. Chen, L. Shu, H. Xu (China) | 322 |
| 021 | INHIBITION OF HISTONE DEACETYLASES 3 ALLEVIATES MEMORY DEFICITS IN ALZHEIMER'S DISEASE BY MODULATION OF SYNAPTIC PLASTICITY L. Yu , S. Wang, H. Yang, X. Zhu, Y. Xu (China) | 323 |
| 022 | ORIDONIN ATTENUATES A 1-42-INDUCED SYNAPSE LOSS VIA THE BDNF/TRB/ CREB SIGNALING PATHWAY S. Wang , L. Yu, H. Yang, X. Zhu, Y. Xu (China) | 324 |

NEUROLOGICAL DISEASES

| | | |
|-----|---|-----|
| 023 | ALTERATION OF ICTAL AND INTERICTAL PERFUSION IN PATIENTS WITH PAROXYSMAL KINESIGENIC DYSKINESIA Y.D. Kim , I.U. Song (Korea) | 325 |
| 024 | STRIATAL DOPAMINE TRANSPORTER INTEGRITY VS. WHOLE-BRAIN DISEASE-RELATED GLUCOSE METABOLIC PATTERNS IN PARKINSONISMS J. Ko , C. Lee, D. Eidelberg (Canada) | 326 |
| 025 | FREQUENCY-DEPENDENT NEURAL ACTIVITY IN PATIENTS WITH UNILATERAL VASCULAR PULSATILE TINNITUS H. Lv , Z. Wang, F.E.I. Yan, Z. Liu, P. Zhao, C. Dong, T.I.N.G. Li (China) | 327 |
| 026 | AMINO ACID TISSUE LEVELS AND NEURONAL DAMAGE IN CEREBELLUM AFTER STATUS EPILEPTICUS IN THE IMMATURE RAT J. Ortega Rosado , M. Lopez-Meraz (Mexico) | 328 |
| 027 | INFLAMMATION COMBINED WITH ISCHEMIA PRODUCES MYELIN INJURY AND PLAQUE-LIKE AGGREGATES OF MYELIN, AB AND APP IN ADULT RAT BRAIN X. Zhan, B. Ander, F. Sharp (USA) | 329 |

| Board No. | | Index No. |
|-----------|---|-----------|
| 028 | THE EFFECT OF EXERCISE ON THE MICROVASCULATURE OF THE SENSORIMOTOR CORTEX IN A MOUSE MODEL OF ALZHEIMER'S DISEASE. L.A.M. Thomason , E. Maliszewska-Cyna, A. Dorr, J. Steinman, J.G. Sled, I. Aubert, B. Stefanovic (Canada) | 330 |
| 029 | ABNORMAL METABOLIC NETWORK ACTIVITY IN IDIOPATHIC RAPID EYE MOVEMENT SLEEP BEHAVIOR DISORDER BASED ON METABOLIC PET AND PERFUSION MRI P. Wu, J. Ge , S. Peng, H. Yu, J. Wang, D. Eidelberg, Y. Ma, C. Zuo (China) | 331 |
| 030 | ELLAGIC AICD PREVENTS KAINIC ACID-INDUCED EPILEPTOGENESIS IN MICE J.M. Yon , C. Lin, S.Y. Nam (Korea) | 332 |

VASCULAR COGNITIVE IMPAIRMENT

| | | |
|-----|--|-----|
| 031 | EFFECT OF HYPERFIBRINOGENEMIA-INDUCED CAVEOLAR TRANSCYTOSIS ON SHORT-TERM MEMORY N. Muradashvili, W. Rodriguez, C. Maldonado, S. Tyagi, D. Lominadze (USA) | 333 |
| 032 | BRAIN CONNECTIVITY CHANGES IN A MOUSE MODEL OF VASCULAR COGNITIVE IMPAIRMENT. P. Boehm-Sturm, M. Fächtemeier, M. Foddiss, M. Zille, S. Mueller, R.C. Trueman, I. Amat-Roldan, U. Dirnagl, T. Farr (United Kingdom) | 334 |
| 033 | COGNITIVE FUNCTION AND CEREBROVASCULAR RESERVE IN PATIENTS WITH SEVERE STENO-OCCLUSIVE DISEASE OF AN INTERNAL CAROTID ARTERY OR A MIDDLE CEREBRAL ARTERY M. Ishikawa , H. Saito, N. Soma, T. Yamaguro, M. Ikoda, A. Ebihara, G. Kusaka, Y. Tanaka (Japan) | 335 |
| 034 | CONNECTOME MODELING TO PREDICT FUNCTIONAL INACTIVATION AFTER ISCHEMIC STROKE J. Liu , O. Schmitt, S. Badurek, G. Rabiller, J. He, P. Eipert (USA) | 336 |
| 035 | SIMVASTATIN RESCUES COGNITIVE AND CEREBROVASCULAR DEFICITS INDUCED BY HIGH CHOLESTEROL DIET IN A MOUSE MODEL OF CEREBROVASCULAR DISEASE. X.K. Tong , E. Hamel (Canada) | 337 |

ANIMAL MODELS

- 036 **AMELIORATING EFFECT OF MINOCYCLINE AGAINST 3-NITROPROPIONIC ACID-INDUCED COGNITIVE DYSFUNCTION AND BRAIN OXIDATIVE STRESS IN MALE RATS** 338
M. AHMAD, M. WADAAN (Saudi Arabia)
- 037 **CREATION OF A NOVEL PRECLINICAL MODEL OF PRIMARY BLAST-INDUCED TRAUMATIC BRAIN INJURY BY USING LITHOTRIPSY SHOCK WAVE** 339
A. Divani, H. Sadeghi-Bzargani, A. Murphy, B. Sweis, S. Bachour, M. Monga (USA)
- 038 **MECHANISM OF POST-STROKE DEMENTIA: INTERACTION BETWEEN TERRITORIAL INFARCTION AND CHRONIC CEREBRAL HYPOPERFUSION** 340
H.Y. Kim, **D.B. Back**, J.H. Seo (Korea)
- 039 **COGNITIVE IMPAIRMENTS IN A RAT MODEL OF STREPTOZOTOCIN-INTRAVENTRICULAR INJECTION: INTERACTION BETWEEN DIABETES AND ALZHEIMER'S DISEASE** 341
H.Y. Kim, **J.H. Seo**, D.B. Back (Korea)
- 040 **DEVELOPMENT OF THE RAT VASCULAR DEPRESSION MODEL** 342
H. Ono, H. Imai, S. Miyawaki, S. Miyata, H. Nakatomi, M. Mikuni, M. Fukuda, N. Saito (Japan)
- 041 **THE ALTERATIONS IN BRAIN FUNCTION DUE TO BRAIN TUMOR GROWTH** 343
I. Orukari, A. Bauer, E. Slat, J. Rubin, J. Culver (USA)
- 042 **ASSESSMENT OF BRAIN DELIVERY AND METABOLISM OF [18F]FDG IN AN EXPERIMENTAL PARABIOSIS MODEL, FOLLOWING SINGLE PARTNER ADMINISTRATION** 344
M. Palner, B. Shen, J.C. Castellano, J. Luo, T. Wyss-Coray, F.T. Chin (USA)
- 043 **HUMAN NEURAL STEM CELLS ENCODING CHOLINE ACETYLTRANSFERASE GENE RESTORE COGNITIVE FUNCTION AND PHYSICAL ACTIVITY IN ALZHEIMER DISEASE MOUSE MODEL** 345
J.M. Ryu, D. Park, K. Shin, Y. Choi, E.K. Choi, D.J. Kim, S.U. Kim, Y.B. Kim (Korea)
- 044 **MICROSPHERE EMBOLUS FROM THE COMMON CAROTID ARTERY CAN PRODUCE INFARCTION IN THE WATERSHED AREA IN MICE** 346
N. Tsukada, M. Katsumata, K. Oki, T. Abe, S. Takahashi, Y. Itoh, N. Suzuki (Japan)
- 045 **MOUSE MODEL OF LACUNAR INFARCTS WITH LONG-LASTING FUNCTIONAL DISABILITIES** 347
H. Uchida, K. Niizuma, H. Sakata, M. Fujimura, M. Dezawa, T. Tominaga (Japan)

| Board No. | | Index No. |
|--------------|---|--------------|
| 046 | CHARACTERIZATION OF TWO NON-HUMAN PRIMATE MODELS OF SPORADIC AND INHERITED TAUOPATHIES USING [18F]-FDG AND [18F]-DPA714 PET IMAGING N. Van Camp , M. Guillemier, L. Eymir, Y. Bramoullé, D. Houitte, S. Lecourtois, C. Jan, F. Petit, N. Dufour, K. Plachytka, S. Dujardin, A. Bemelmans, M. Colin, R. Aron Badin, N. Deglon, L. Buée, P. Hantraye | 348 |
| 047 | A MULTIPLE MICROINFARCTION BASED ANIMAL MODEL FOR VASCULAR DEMENTIA. P. Venkat , M. Chopp, A. Zacharek, R. Ning, C. Roberts, J. Chen (USA) | 349 |
| 048 | A REPRODUCIBLE MODEL OF STRESS-INDUCED NEONATAL HEMORRHAGIC STROKE IN THE RAT O. Semyachkina-Glushkovskaya, O. Sindeeva, S. Sindeev, E. Zinchenko , A. Gekalyuk, M. Ulanova, I. Agranovich (Russia) | 350 |

ANGIOGENESIS

| | | |
|-----|--|-----|
| 049 | POST-ISCHEMIC EXPRESSION OF AN ANTI-ANGIOGENIC FACTOR VEGF165B AND ITS INHIBITORY EFFECT ON POST-ISCHEMIC ANGIOGENESIS IN RATS. M. Ishikawa , T. Takahashi, M. Kanazawa, K. Kawamura, M. Toriyabe, M. Miura, M. Koyama, M. Nishizawa, T. Shimohata (Japan) | 351 |
| 050 | INCREASED CEREBRAL CAPILLARY DENSITY FOLLOWING ENVIRONMENTAL ENRICHMENT IN MICE K. Xu, C.P. Tsipis, J.C. LaManna (USA) | 352 |
| 051 | UNDERSTANDING HOW DIFFERENT STROKE RISK FACTORS AFFECT ANGIOGENESIS IN EXPERIMENTAL CEREBRAL ISCHEMIA IN CO-MORBID RATS ANALYZED BY DCE-MRI J. PRADILLO , M. HERNANDEZ-JIMENEZ, M.E. FERNANDEZ-VALLE, V. MEDINA-ALONSO, F. OROZ-GONJAR, J.E. ORTUÑO, M.J. LEDESMA-CARBAYO, A. SANTOS, I. LIZASOAIN, M.A. MORO (Spain) | 353 |

NEUROGENESIS, ANGIOGENESIS, AND GLIOGENESIS

| | | |
|-----|--|-----|
| 052 | EGF AND B-FGF COMBINED STRONGLY ENHANCED NEUROGENESIS IN THE ISCHEMIC SUBVENTRICULAR ZONE OF THE NEONATAL HYPOXIC ISCHEMIC BRAIN INJURY IN RAT. M. Iwai , K. Momosaki, H. Mori, J. Kido, K. Hirashima, H. Yoshimatsu, K. Tanaka, H. Mitsubichi, F. Endo (Japan) | 354 |
| 053 | EFFECTS OF CHEMOTHEAPY AND AN ANTI DEPRESSANT ON THE ASSOCIATION BETWEEN NEURAL STEM CELLS AND ENDOTHELIAL CELLS IN THE NEUROGENIC NICHE A. MAQBOOL , A. Chambers, M. Toledo-rodriguez, P. Wigmore (United Kingdom) | 355 |

| Board No. | | Index No. |
|-----------|---|-----------|
| 054 | PROLONGED HYPOXIA DEPLETES SVZ NEURAL STEM/PROGENITOR CELL POOLS CRITICAL FOR CORTICAL DEVELOPMENT IN PIGLETS P.D. Morton , L. Korotcova, B. Lewis, D. Kim, V. Kumar, F. Shaikh, E. Short, J.A. Frank, V. Gallo, R.A. Jonas, N. Ishibashi (USA) | 356 |
| 055 | EFFECT OF DELAYED ADMINISTRATION OF INTERLEUKIN-1 RECEPTOR ANTAGONIST ON NEUROGENESIS AFTER EXPERIMENTAL STROKE IN YOUNG/AGED RATS J. PRADILLO , K.N. MURRAY, A. MORAGA, H. BOUTIN, G. COUTTS, M.A. MORO, I. LIZASOAIN, N.J. ROTHWELL, S.M. ALLAN (Spain) | 357 |
| 056 | SIMVASTATIN IMPROVES ADULT HIPPOCAMPAL NEURONAL MATURATION BY UP-REGULATING THE WNT/SS-CATENIN PATHWAY IN A MOUSE MODEL OF ALZHEIMER'S DISEASE. X. Tong , E. Hamel (Canada) | 358 |
| 057 | ENHANCING OF NEUROGENIC AND ANTI-ADIPOGENIC EFFECTS BY ORAL ADMINISTRATION OF ARTEMISIA ANNUA IN DIET-INDUCED ANIMAL MODEL H. Baek , H. Shim, M. Shim, H. Lim, C. Kim, S. Park, Y. Lee, K. Song, S. Kim, S. Yi (Korea) | 359 |
| 058 | NOVEL EFFECTS ON INCREASING NEURONAL DIFFERENTIATION BY MINERALOCORTICOID RECEPTOR ANTAGONIST PF3882845 ADMINISTRATION IN TYPE 2 DIABETIC MICE MODEL H. Beak , S. Lee, H. Shim, E. Lee, M. Kwon, H. Kim, Y. Kim, K. Boonloh, S. Yi, E. Lee, C. Chung (Korea) | 360 |

DEVELOPING BRAIN

| | | |
|-----|---|-----|
| 059 | LIMB REMOTE ISCHAEMIC POST-CONDITIONING PROTECTS CEREBRAL WHITE MATTER IN A PIGLET MODEL OF PERINATAL ASPHYXIA D. Alonso-Alconada , M. Ezzati, A. Bainbridge, K.D. Broad, G. Kawano, A. Oliver-Taylor, E. Rocha Ferreira, I. Fierens, J. Rostami, J. Hassell, I. Tachtsidis, P. Gressens, M. Hristova, K. Bennett, S. Lebon, B. Fleiss, D. Yellon, D.J. Hausenloy, X. Golay, N.J. Robertson (United Kingdom) | 361 |
| 060 | NEUROPROTECTIVE EFFECT OF ARGON COMBINED WITH THERAPEUTIC HYPOTHERMIA IN A PIGLET MODEL OF PERINATAL ASPHYXIA D. Alonso-Alconada , B. Fleiss, K.D. Broad, I. Fierens, G. Kawano, J.K. Hassell, M. Ezzati, E. Rocha-Ferreira, M. Hristova, A. Bainbridge, D. Price, R.D. Sanders, X. Golay, P. Gressens, N.J. Robertson (United Kingdom) | 362 |
| 061 | DEXMEDETOMIDINE DOES NOT AUGMENT THE NEUROPROTECTIVE EFFECT OF COOLING FOLLOWING HYPOXIA-ISCHEMIA IN NEONATAL PIGLETS M. Ezzati, D. Alonso-Alconada , G. Kawano, K.D. Broad, I. Fierens, E. Rocha-Ferreira, B. Fleiss, J.K. Hassell, A. Bainbridge, M. Hristova, D. Price, X. Golay, R.D. Sanders, P. Gressens, N.J. Robertson (United Kingdom) | 363 |

| Board No. | | Index No. |
|-----------|--|-----------|
| 062 | PET/MR HYBRID SCANNER IMAGING OF CEREBRAL BLOOD FLOW USING 150-WATER POSITRON EMISSION TOMOGRAPHY AND ARTERIAL SPIN LABELING MAGNETIC RESONANCE IMAGING IN NEWBORN PIGLETS J. Andersen , W. Henning, U. Lindberg, C. Ladefoged, L. Højgaard, G. Greisen, I. Law (Denmark) | 364 |
| 063 | DECREASED CELL DEATH IN FEMALE PRIMARY HIPPOCAMPAL NEURONS AFTER IN-VITRO ISCHEMIA: ROLE OF THE ESTROGEN ALPHA AND TYROSINE KINASE B RECEPTOR INTERACTIONS E. Udho, U. Cikla, V. Chanana, Y. Seymour, D. Kintner, W. Sun, S. Marquez, A. Otles, P. Ferrazzano, J. Levine, P. Cengiz (USA) | 365 |
| 064 | ROLE OF HYPOTHERMIA IN HIPPOCAMPAL TYROSINE KINASE B RECEPTOR PHOSPHORYLATION AFTER NEONATAL HYPOXIC ISCHEMIC ENCEPHALOPATHY Y. SEYMOUR , U. CIKLA, E. UDHO, V. CHANANA, W. SUN, S. MARQUEZ, A. OTLES, D. KINTNER, P. FERRAZZANO, P. CENGIZ (USA) | 366 |
| 065 | PHENOBARBITAL DELAYS SEIZURES BUT DOES NOT IMPROVE DAMAGE IN A NEONATAL STROKE MODEL C. CHARRIAUT-MARLANGUE , L. MORIN, P.L. LEGER, S. AUVIN (France) | 367 |
| 066 | PRETREATMENT WITH DEXMEDETOMIDINE OR ERYTHROPOIETIN HAD NO EFFECT ON THE LONG-TERM COGNITIVE FUNCTION AFTER SEVOFLURANE EXPOSURE IN NEONATAL RATS. T. Goyagi , T. Horiguchi, T. Nishikawa (Japan) | 368 |
| 067 | DEVELOPMENT OF REGIONAL CEREBRAL HEMODYNAMICS IN NEONATES WITH CRITICAL CONGENITAL HEART DISEASE T. Ko , J.M. Lynch, J.J. Newland, M. Winters, D.R. Busch, A.L. McCarthy, S.C. Nicolson, L.M. Montenegro, S. Fuller, J.W. Gaynor, T.L. Spray, M.Y. Naim, A.G. Yodh, D.J. Licht (USA) | 369 |
| 068 | NEUROPROTECTION OF IMMATURE BRAIN FROM CONTROLLED CORTICAL IMPACT BY AN INHIBITOR OF 20-HETE SYNTHESIS S. Shu, M. Saraswati, D. Spicer, S. Kannan, C. Robertson, R. Koehler (USA) | 370 |
| 069 | INTRAOPERATIVE MEASURES OF CEREBRAL PERFUSION AND OXYGEN CONSUMPTION IN ANAESTHETIZED INFANTS USING DIFFUSE CORRELATION SPECTROSCOPY AND NEAR-INFRARED SPECTROSCOPY P. Lin , J. Sutin, L. Cornelissen, K. Chen, P. Grant, C. Berde, M. Franceschini (USA) | 371 |
| 070 | BEDSIDE MEASURES OF CEREBRAL BLOOD FLOW AND OXYGEN CONSUMPTION CHANGES IN NEWBORNS WITH HYDROCEPHALUS TREATED BY ENDOSCOPIC THIRD VENTRICULOSTOMY COMBINED WITH CHOROID PLEXUS CAUTERIZATION P. Lin , K. Hagan, R. Vyas, B. Warf, P. Grant, M. Franceschini (USA) | 372 |

| Board No. | | Index No. |
|-----------|--|-----------|
| 071 | PRE-OPERATIVE CEREBRAL HEMODYNAMICS FROM BIRTH UNTIL SURGERY IN INFANTS WITH CRITICAL CONGENITAL HEART DISEASE J. Lynch , M. Winters, D. Busch, T. Ko, A. McCarthy, R. Xiao, S. Nicolson, L. Montenegro, S. Fuller, W.J. Gaynor, T. Spray, A. Yodh, D. Licht, M. Naim (USA) | 373 |
| 072 | USING A HYBRID OPTICAL SYSTEM TO DETECT THE UNCOUPLING OF CEREBRAL BLOOD FLOW AND CEREBRAL OXIDATIVE METABOLISM IN PRETERM INFANTS UNDERGOING TREATMENT FOR PATENT DUCTUS ARTERIOSUS M. Diop , J. Kishimoto, V. Toronov, D.S.C. Lee, K. St Lawrence (Canada) | 374 |
| 073 | WHITE MATTER APOPTOSIS IS INCREASED BY DELAYED HYPOTHERMIA AND REWARMING IN A NEONATAL PIGLET MODEL OF HYPOXIC ISCHEMIC ENCEPHALOPATHY B. Wang , J. Armstrong, E. Kulikowicz, M. Reyes, D. Spicer, U. Bhalala, Z.J. Yang, R. Koehler, L. Martin, J. Lee (USA) | 375 |

BIOMARKERS

| | | |
|-----|--|-----|
| 074 | COULD VASOMOTION BE AN EMERGENT EARLY BIOMARKER OF CEREBROVASCULAR DISEASE? J. Berwick , P. Patel, M. Jones, L. Boorman, P. Sharp, S. Harris, C. Martin, M. Bruyns-Haylett (United Kingdom) | 376 |
| 075 | DECREASED CEREBRAL BLOOD FLOW IS ASSOCIATED WITH WORSE COGNITIVE OUTCOME AFTER REPETITIVE CONCUSSIONS IN MICE E. Buckley , B. Miller, J.M. Golinski, H. Sadeghian, L.M. McAllister, C. Ayata, W.P. Meehan, M.A. Franceschini, M.J. Whalen (USA) | 377 |
| 076 | MATRIX METALLOPROTEINASE-9 AS A MARKER FOR ACUTE ISCHEMIC STROKE AND ITS RELATION TO STROKE SEVERITY. E. ESMAIL , M. Abdalnaseer, N. Elfaiomy, E.N.G.I. Elsayy, M. Kamal (Egypt) | 378 |
| 077 | CONSISTENT METABOLISM ACROSS RESTING STATE FMRI NETWORKS BUT DIFFERING METABOLISM ACROSS STATES G.J. Thompson, V. Riedl, T. Grimmer, A. Drzezga, P. Herman, F. Hyder (USA) | 379 |
| 078 | METABOLIC AND TRANSCRIPTIONAL PROFILING OF ACUTE CEREBRAL ISCHEMIA IN RATS: PART 1. CHANGES OF BRAIN TISSUE T. Imahori , K. Hosoda, Y. Irino, T. Nakai, Y. Yamamoto, J. Tanaka, E. Kohmura (Japan) | 380 |
| 079 | SEARCHING FOR A MOLECULAR SIGNATURE OF ALZHEIMER'S DISEASE IN DOWN SYNDROME PLASMA M.F. Iulita , F. Caraci, A.C. Cuello (Canada) | 381 |

| Board No. | | Index No. |
|-----------|---|-----------|
| 080 | PRECISION OF PHYSIOLOGICAL PARAMETERS FROM DYNAMIC CONTRAST-ENHANCED MRI IN PATIENTS WITH GLIOMA G. Krokos , N. Thacker, S. Mills, G. Parker, M.C. Asselin, A. Jackson (United Kingdom) | 382 |
| 081 | EARLY DIAGNOSIS OF BRAIN TUMOURS THROUGH BIOFLUID METABOLOMICS J.R. Larkin , A.M. Dickens, T.D.W. Claridge, D.C. Anthony, N.R. Sibson (United Kingdom) | 383 |
| 082 | THE DIAGNOSTIC USEFULNESS OF DETERMINATION OF MATRIX METALLOPROTEINASE 3 (MMP-3) IN PATIENTS WITH MILD COGNITIVE IMPAIRMENT (MCI) P. Muszynski , M. Groblewska, B. Mroczo, M. Zboch, A. Kulczynska-Przybik, D. Baranski, A. Mor, M. Szmitkowski, J. Kornhuber, P. Lewczuk (Poland) | 384 |
| 083 | METABOLIC PROFILING TO IDENTIFY DISTINCT CHANGES ASSOCIATED WITH ISCHEMIC CEREBROVASCULAR EVENTS IN CAROTID STENOSIS T. Nakai , K. Hosoda, T. Imahori, M. Shinohara, Y. Irino, M. Yoshida, E. Kohmura (Japan) | 385 |
| 084 | METABOLOMICS PROFILING OF ACUTE ISCHEMIA IN RATS: PART II. METABOLIC CHANGES OF BLOOD PLASMA Y. Yamamoto , K. Hosoda, T. Imahori, Y. Irino, J.U.N. Tanaka, T. Nakai, E.I.J.I. Kohmura (Japan) | 386 |
| 085 | CD49D EXPRESSION ON T LYMPHOCYTES AND CD8 EFFECTOR PERCENTAGE AS PREDICTORS OF JC VIRUS REACTIVATION IN MULTIPLE SCLEROSIS PATIENTS ON NATALIZUMAB TREATMENT M. Iannetta, M.A. Zingaropoli , A. Bellizzi, E. Anzivino, A. D'Abramo, A. Oliva, M. Morreale, S. Pontecorvo, S. Lo Menzo, V. Pietropaolo, A. Francia, C.M. Mastroianni, V. Vullo, M.R. Ciardi (Italy) | 387 |

BLOOD BRAIN BARRIER

| | | |
|-----|--|-----|
| 086 | CEREBRAL VASCULATURE AND COGNITIVE IMPAIRMENT IN ACUTE TRYPANOSOMA CRUZI INFECTION U. Barrie , B. Freeman, M. Desruisseaux, H. Tanowitz, F. Chen (USA) | 388 |
| 087 | ULTRASTRUCTURAL ANALYSIS OF BLOOD-BRAIN BARRIER PERMEABILITY IN THE PERI-INFARCT CORTEX OF YOUNG ADULT AND AGED MICE C. Brown , P. Reeson, P. Nahirney (Canada) | 389 |

| Board No. | | Index No. |
|-----------|---|-----------|
| 088 | MONOCARBOXYLIC ACID TRANSPORTER 1: REGULATION IN RAT BRAIN ENDOTHELIAL CELLS BY THE WNT/ -CATENIN PATHWAY AND CROSSTALK WITH NOTCH SIGNALING L. Drewes, Z. Liu (USA) | 390 |
| 089 | ASSESSMENT OF CEREBROSPINAL FLUID LEUKOTACTIN-1 (CCL-15) LEVELS AND BLOOD-BRAIN-BARRIER-PERMEABILITY IN THE CLINICAL SETTING. J. Ivanidze, O. Kallas, M. Lerario, A. Segal, A. Gupta, M. Jin, P. Sanelli (USA) | 391 |
| 090 | REGULATION OF NOD-LIKE RECEPTORS AND INFLAMMASOME ACTIVATION IN CEREBRAL ENDOTHELIAL CELLS I.A. Krizbai, A. Nyúl-Tóth, J. Molnár, C. Fazakas, J. Haskó, I. Wilhelm, P. Nagyőszzi (Hungary) | 392 |
| 091 | METABOLIC DISRUPTION OF THE BLOOD-BRAIN BARRIER BY STRESSFUL AND NON-STRESSFUL ACTIVITIES T. Lai (Taiwan) | 393 |
| 092 | CHARACTERISTICS OF L-CITRULLINE TRANSPORT TO THE BRAIN IN VITRO MODEL OF THE BRAIN CAPILLARY ENDOTHELIAL CELLS K.E. Lee, Y.S. Kang (Korea) | 394 |
| 093 | REGULATORY T CELL TRANSPLANTATION ATTENUATES HEMORRHAGE TRANSFORMATION IN STROKE MICE AFTER THROMBOLYTIC TREATMENT WITH TISSUE RECOMBINANT PLASMINOGEN ACTIVATOR P. Li, L. Mao, Y. Gao, W. Yu, L. Han, X. Hu, J. Chen (China) | 395 |
| 094 | ADENOSINE A2B RECEPTOR AGONIST INHIBITS TPA-INDUCED HEMORRHAGIC TRANSFORMATION AFTER CEREBRAL ISCHEMIA Q. Li, C. Chang, X. Han, X. Lan, X. Hong, R. Koehler, J. Zhou, Y. Zhai, J. Wang (China) | 396 |
| 095 | IDENTIFICATION OF NEW BLOOD-BRAIN BARRIER TRANSPORTERS AND RECEPTORS BY NEXT GENERATION RNA SEQUENCING Q. Liu, S. Leclerc, D. Ly, J. Lei, E. Baumann, H. Haqqani, D. Stanimirovic (Canada) | 397 |
| 096 | IMAGING BLOOD-BRAIN BARRIER DYSFUNCTION AS A BIOMARKER FOR TRAUMATIC BRAIN INJURY D.Z. Milikovsky, D. Rosenbach, I. Weissberg, N. Elazari, S. Lublinsky, L. Kamintsky, A. Friedman (Israel) | 398 |
| 097 | RELEVANCE OF THE LITHIUM-PILOCARPINE RAT MODEL FOR THE STUDY OF P-GLYCOPROTEIN OVEREXPRESSION DURING PHARMACORESISTANT EPILEPSY S. Marie, G. Pottier, F. Caillé, S. Goutal, R. Boisgard, F. Dollé, S. Stute, B. Hosten, A. Jacob, N. Tournier (France) | 399 |

| Board No. | | Index No. |
|-----------|--|-----------|
| 098 | INTOXICATION OF ENGINEERED NANOPARTICLES IN COLD ENVIRONMENT EXACERBATES ISCHEMIA AND BRAIN PATHOLOGY FOLLOWING TRAUMA A. Sharma , D. Muresanu, J. Lafuente, R. Patnaik, H. Moessler, Z. Tian, A. Ozkizilcik, H. Sharma (Sweden) | 400 |
| 099 | ASTROCYTE-DERIVED PENTRAXIN 3 SUPPORTS BLOOD-BRAIN BARRIER INTEGRITY A. Shindo , T. Maki, E.T. Mandeville, K. Itoh, A.C. Ling, N. Itoh, M. Borlongan, J.C. Holder, T.T. Chuang, J.D. McNeish, H. Tomimoto, J. Lok, E.H. Lo, K.E.N. Arai (USA) | 401 |
| 100 | BLOOD-BRAIN BARRIER DYSFUNCTION CAUSED BY VASCULAR ENDOTHELIAL GROWTH FACTOR UPREGULATION IN RAT MODELS OF SUBACUTE METHYLMERCURY INTOXICATION T. Takahashi , M. Fujimura, F. Usuki, M. Koyama, M. Kanazawa, M. Nishizawa, T. Shimohata (Japan) | 402 |
| 101 | PHOSPHORYLATED HSP27 ATTENUATE BLOOD-BRAIN BARRIER BREAKDOWN IN STROKE RECEIVING INTRAVENOUS TISSUE-PLASMINOGEN ACTIVATOR R. Tanaka , Y. Shimada, H. Shimura, K. Yamashiro, M. Koike, Y. Uchiyama, T. Urabe, N. Hattori (Japan) | 403 |
| 102 | A PEPTIDE DERIVED FROM TRANSCEND (MTF, P97) IS VERY EFFICIENT IN THE DELIVERY OF BIOLOGICS TO THE CNS USING A PHYSIOLOGIC PATHWAY. R. GABATHULER, L. Ho, M.M. Tian , R. Hutchison, W.A. Jefferies (Canada) | 404 |
| 103 | MESENCHYMAL MIGRATION OF METASTATIC TUMOR CELLS THROUGH THE BRAIN ENDOTHELIUM I. Wilhelm , J. Molnár, C. Fazakas, J. Haskó, A.G. Végh, A. Nyúl-Tóth, P. Nagyősz, G. Váró, I.A. Krizbai (Hungary) | 405 |
| 104 | EFFECT OF ENDOTHELIAL GLYCOCALYX DISRUPTION ON BLOOD-BRAIN BARRIER INTEGRITY IN MICE J. Yoon , E.S. Lee, Y. Jeong (Korea) | 406 |

NEUROINFLAMMATION

| | | |
|-----|--|-----|
| 105 | INFLUENCE OF MORPHINE EXPOSURE AND WITHDRAWAL ON THE BRAIN KINETICS OF THE TSP0 RADIOLIGAND [18F]DPA-714: A MICROPET STUDY IN RATS S. AUVITY, S. GOUTAL, C. CHAVES, B. THEZE, B. KUHNAST, B. HOSTEN, W. SABA, R. BOISGARD , S. CISTERNINO, N. TOURNIER (France) | 407 |
| 106 | EVIDENCE THAT LY6CHI MONOCYTES ARE PROTECTIVE IN ISCHEMIC STROKE H. Chu , G.R. Drummond, C.G. Sobey (Australia) | 408 |

| Board No. | | Index No. |
|-----------|--|-----------|
| 107 | ACUTE MICROGLIAL ACTIVATION IN TRAUMATIC BRAIN INJURY: A [11C](R) PK11195 POSITRON EMISSION TOMOGRAPHY STUDY | 409 |
| | Y. Hong, A. Lombardo, J. Outtrim, R. Canales, N. Sudhan, T. Huttunen, D. Williamson, R. Smith, A. Helmy, F. Aigbirhio, P. Hutchinson, O. Tenovuo, T. Fryer, D. Menon, J. Coles (United Kingdom) | |
| 108 | RAPID MICROGLIAL ACTIONS REGULATE EXCITOTOXIC RESPONSES AND BRAIN INJURY AFTER CEREBRAL ISCHEMIA | 410 |
| | G. Szalay, B. Martinecz, N. Lénárt, E. Császár, B. Rózsa, A. Denes (Hungary) | |
| 109 | SEVOFLURANE INHIBITS LPS-INDUCED MICROGLIAL ACTIVATION BY MODULATING NFκB SIGNALING PATHWAY | 411 |
| | H. WANG, H. SHI, X. HU, J. CHEN, Y. GAO (China) | |
| 110 | TLR4 MODULATES NEUTROPHIL INFILTRATION AFTER FOCAL CEREBRAL ISCHEMIA | 412 |
| | A. García-Culebras , S. Palma-Tortosa, A. Moraga, M.I. Cuartero, I. Ballesteros, J.M. Pradillo, M.A. Moro, I. Lizasoain (Spain) | |
| 111 | DIFFERENTIAL IN VITRO AND IN VIVO SENSITIVITY OF [11C]ER176 TO A SINGLE NUCLEOTIDE POLYMORPHISM IN THE GENE FOR TRANSLOCATOR PROTEIN | 413 |
| | M. Ikawa , T.G. Lohith, K.J. Jenko, S.S. Shrestha, S. Telu, S.S. Zoghbi, M. Fujita, V.W. Pike, R.B. Innis (USA) | |
| 112 | PROTEASE ACTIVATED RECEPTOR-1 ANTAGONIST AMELIORATES THE CLINICAL SYMPTOMS OF EXPERIMENTAL AUTOIMMUNE ENCEPHALOMYELITIS VIA STABILIZATION OF BLOOD BRAIN BARRIER | 414 |
| | H.N. Kim , Y.R. Kim, S.M. Ahn, H.K. Shin, B.T. Choi (Korea) | |
| 113 | USING MATHEMATICAL MODELING TO TEST THE THERAPEUTIC POTENTIAL OF CD59 TO MITIGATE ASTROCYTIC OEDEMA DUE TO NEUROMYELITIS OPTICA | 415 |
| | S. Laranjeira , M. Symmonds, J. Palace, S.J. Payne, P. Orlowski (United Kingdom) | |
| 114 | RATIO METHOD FOR 11C-PBR28 IS MORE SENSITIVE FOR DETECTING THE REGIONS WITH INCREASED TRANSLOCATOR PROTEIN BINDING IN ALZHEIMER'S DISEASE | 416 |
| | C.H. Lyoo , M. Ikawa, J.S. Liow, S.S. Zoghbi, C. Morse, V.W. Pike, M. Fujita, R.B. Innis, W.C. Kreisl (Korea) | |
| 115 | CHARACTERIZING B-CELLS USING MOLDAY ION RHODAMINE B (MIRB) NANOPARTICLES IN A THERAPEUTIC MODALITY OF STROKE | 417 |
| | S.B. Ortega , N.N. Mithani, X. Kong, K. Poinsette, G.A. Van Tilborg, R.M. Dijkhuizen, A.M. Stowe (USA) | |

| Board No. | | Index No. |
|-----------|--|-----------|
| 116 | DETRAINING AFTER EXERCISE DIMINISHES NEUROPROTECTION AND COUNTERS ADAPTIVE IMMUNE MODULATION FOLLOWING STROKE K. Poinssatte , S. Ortega, U. Selvaraj, A. Meeuwissen, A. Partin, I. Noorbhai, N. Mithani, X. Kong, E. Plautz, R. Zhang, A. Stowe (USA) | 418 |
| 117 | CHARACTERIZATION OF INFLAMMATORY PROCESSES OVER TIME USING [18F] DPA-714 PET AND IMMUNOCHEMISTRY IN TWO ACUTE PRECLINICAL RODENT MODELS G. POTTIER , N. BERNARDS, J. SOLET, F. DOLLE, R. BOISGARD (France) | 419 |
| 118 | ESTROGEN RECEPTOR BETA REGULATES INFLAMMASOME ACTIVATION IN THE HIPPOCAMPUS OF FEMALE RATS A. Raval , H. Patel, F. Brand III, H. Bramlett, J.P. De Rivero Vaccari (USA) | 420 |
| 119 | INDUCTION AND RESOLUTION OF POST-ISCHEMIC INFLAMMATION BY DAMPS T. Shichita , M. Ito, A. Yoshimura (Japan) | 421 |
| 120 | ANTI-INFLAMMATORY ACTIVITY OF DALESCONOLS B IN MICE SEPSIS BRAIN INVOLVES ACTIVATION OF NRF2/HO-1 SIGNALING IN MICROGLIAL CELLS L. Han, X. Chen, D. Ye, Y. Xu (China) | 422 |
| 121 | EARLY COMBINATION DRUG TREATMENT AMELIORATES NEURONAL CELL DEATH AND TISSUE DAMAGE AFTER TRANSIENT GLOBAL AND FOCAL CEREBRAL ISCHEMIA I. Yu , J. Yen, P. Kuo, B. Hong-Goka, R. Sweazey, F. Chang (USA) | 423 |
| 122 | N-3 PUFA SUPPLEMENTATION BENEFITS MICROGLIAL RESPONSES TO MYELIN PATHOLOGY H. Zhang , S. Chen, H. Pu (USA) | 424 |
| 123 | A TH2-PROMOTING CYTOKINE LIMITS BRAIN INJURY AFTER CEREBRAL ISCHEMIA IN TH1-DOMINANT MICE S. Zhang , H. Kim, G. Drummond, C. Sobey (Australia) | 425 |

BRAIN EDEMA

- 124 **OFF-TARGET EFFECTS OF AQUAPORIN 4 RNA INTERFERENCE ON CONNEXIN 43 EXPRESSION VIA CHANGES OF MICRORNA EXPRESSION: CONSEQUENCES ON ASTROCYTE GAP-JUNCTIONS AND NEUROIMAGING** 426
A. Jullienne, A. Fukuda, A. Ikova, N. Nishiyama, J. Coats, C. Ries, S.S. Bertrand, A. Obenaus, **J. Badaut** (France)
- 125 **ROLE OF COTRANSPORTERS IN SPREADING DEPOLARIZATION-INDUCED NEURONAL SWELLING.** 427
S.A. Kirov, A.B. Steffensen, J. Sword, D. Croom, N. MacAulay (USA)
- 126 **THE CELLULAR MECHANISMS OF NEURONAL SWELLING UNDERLYING CYTOTOXIC BRAIN EDEMA** 428
R.L. Rungta, H.B. Choi, J.R. Tyson, A. Malik, L. Dissing-Olesen, P.J.C. Lin, S.M. Cain, P.R. Cullis, T.P. Snutch, B.A. MacVicar (Canada)

CNS TRAUMA

- 127 **ACUTE STAGES OF CONCUSSION: SUPPRESSION OF BLOOD PRESSURE DURING POSTURAL HEMODYNAMIC DRIVES** 429
S. Bishop, R. Dech, K. Aravinthan, T. Baker, T. Burnett, M. Butz, J.P. Neary (Canada)
- 128 **NEUROPATHOLOGY IN APP/PS1 MICE IS EXACERBATED AFTER CHIMERA [CLOSED-HEAD IMPACT MODEL OF ENGINEERED ROTATIONAL ACCELERATION]-INDUCED TRAUMATIC BRAIN INJURY** 430
W.H. Cheng, D.R. Namjoshi, K.M. Martens, A. Wilkinson, T. Ward-Able, A. Hayat, K.A. McInnes, P.A. Crompton, C.L. Wellington (Canada)
- 129 **USING FUNCTIONAL NEAR-INFRARED SPECTROSCOPY TO MAP REDUCED INTER-HEMISPHERIC CONNECTIVITY IN PEDIATRIC CONCUSSION PATIENTS** 431
J.F. Dunn, K.J. Urban, B.G. Goodyear, K.M. Barlow (Canada)
- 130 **EARLY CEREBRAL CIRCULATORY DISTURBANCE IN PATIENTS SUFFERING TRAUMATIC BRAIN INJURY: XENON COMPUTED TOMOGRAPHY AND PERFUSION TOMOGRAPHY STUDY** 432
M. HONDA, R. Ichibayashi, H. Yokomuro, K. Yoshihara, H. Masuda, J. Nomoto, T. Kishi, S. Sase (Japan)
- 131 **TIME- AND DOSE-DEPENDENT EFFECTS OF ETHYL PYRUVATE ON HISTOLOGICAL DAMAGE, INFLAMMATORY RESPONSE AND NEUROLOGICAL DEFICITS AFTER CONTROLLED CORTICAL IMPACT (CCI) IN THE RAT** 433
O. Kempfski, D. Jussen, N.I.N.A. Wenda, L. Müller, M. Mader, D. Heimpel, B.E.A.T. Alessandri (Germany)

| Board No. | | Index No. |
|-----------|---|-----------|
| 132 | NOVEL CARBON NANOPARTICLES ARE CATALYTIC ANTIOXIDANTS AND IMPROVE OUTCOME AFTER EXPERIMENTAL TRAUMATIC BRAIN INJURY AT A CLINICALLY RELEVANT TIME POINT T.A. Kent , C.S. Robertson, R.L. Garcia, R.H. Fabian, R. Grill, J.M. Tour (USA) | 434 |
| 133 | DEMONSTRATION OF SUBCLINICAL AUTONOMIC DYSFUNCTION AND EXPLORING THE POTENTIAL OF HEART RATE VARIABILITY AND IL 10 AS BIOMARKERS IN TRAUMATIC BRAIN INJURY: A PILOT STUDY A. Kumarasamy , D. Shukla, C. Rita, T.N. Sathyaprabha, B. Indra Devi (India) | 435 |
| 134 | EVALUATION OF MICROTHROMBOSIS IN THE PARENCHYMAL CIRCULATION AFTER EXPERIMENTAL TRAUMATIC BRAIN INJURY BY IN VIVO IMAGING – ROLE OF FACTOR XI S.M. Schwarzmaier , C. De Chaumont, M. Balbi, N.A. Terpolilli, C. Kleinschnitz, A. Gruber, N. Plesnila (Germany) | 436 |

WHITE MATTER INJURIES

| | | |
|-----|--|-----|
| 135 | SPOTTY AGGREGATION OF THE AMYLOID BODIES CONTRIBUTES TO THE RETENTION OF [11C]-PIB TO THE WHITE MATTER: A POSTMORTEM STUDY OF STROKE PATIENTS WITHOUT ALZHEIMER'S DISEASE N. Funatsu , C. Yokota, H. Ishibashi-Ueda, T. Hashimoto, T. Hino, K. Koshino, K. Minematsu, K. Toyoda (Japan) | 437 |
| 136 | BDNF-MEDIATED VECTORIZATION TO THE ISCHEMIC RAT BRAIN BY ULTRASOUND-TARGETED MICROBUBBLES DESTRUCTION IN SUBCORTICAL STROKE B. Rodriguez-Frutos , J. Ramos-Cejudo, M. Gutiérrez-Fernández, L. Otero-Ortega, P. Martínez-Sánchez, I. Barahona-Sanz, M.T. Vallejo-Cremades, T. Navarro-Hernanz, E. Díez-Tejedor (Spain) | 438 |
| 137 | AUGMENTATION OF CAROTID PULSE PRESSURE AND CEREBRAL BLOOD FLOW PULSATILITY IS ASSOCIATED WITH BRAIN WHITE MATTER NEURONAL FIBER INTEGRITY IN OLDER ADULTS T. Tarumi , D. Zhu, J. Liu, J. Riley, M. Turner, K. Womack, D. Kerwin, M. Cullum, R. Zhang (USA) | 439 |
| 138 | HISTONE DEACETYLASE INHIBITION PREVENTS WHITE MATTER INJURY BY MODULATING MICROGLIA/MACROPHAGE POLARIZATION THROUGH THE GSK3BETA/PTEN/AKT AXIS G. Wang , Y. Shi, X. Jiang, R. Leak, X. Hu, Y. Wu, H. Pu, Y. Wang, Y. Gao, P. Zheng, M. Bennett, J. Chen (China) | 440 |

BRAIN REPAIR

- 139 **WIDE-NETWORK STIMULATION IS REQUIRED TO IMPROVE MOTOR RECOVERY IN CHRONIC SUBCORTICAL CAPSULAR INFARCT MODEL** 441
D.H. Kwon, R.G. Kim, H.S. Kim, J.W. Cho, M.C. Lee, H.I. Kim (Korea)
- 140 **OPTOGENETIC STIMULATION OF CEREBELLAR DENTATE NUCLEUS PROMOTES PERSISTENT FUNCTIONAL RECOVERY AFTER STROKE** 442
I. Shunsuke, M.Y. Cheng, A.M. Shah, E.H. Wang, A.R. Bautista, G. Sun, G.K. Steinberg (USA)

NEUROPROTECTION/REPAIR

- 141 **BONE MARROW CELL TRANSPLANTATION TIME-DEPENDENTLY REVERSES G-CSF EFFECTS AFTER STROKE IN HYPERTENSIVE RATS** 443
 C. Pösel, D.C. Wagner, J. Scheibe, A. Kranz, V. Bothe, F. Lange, W.R. Schäbitz, J. Minnerup, **J. Boltze** (Germany)
- 142 **POST-STROKE FUNCTIONAL RECOVERY IS IMPROVED BY ALPHA-LINOLENIC ACID SUPPLEMENTATION OF THE DIET.** 444
M. Bourourou, O. Le Thuc, C. Rovère, C. Heurteaux, N. Blondeau (France)
- 143 **BEYOND GLUTAMATE ANTAGONISTS: NEW THERAPEUTIC STRATEGY AGAINST GLUTAMATE EXCITOTOXICITY BASED ON CELLULAR BLOOD GLUTAMATE SCAVENGERS.** 445
F. Campos, M. Pérez-Mato, E. López, A. Silva-Candal, H. Fernández-Susavila, S. Arias, M. Rodríguez-Yáñez, J. Castillo, T. Sobrino (Spain)
- 144 **DAIDZEIN AUGMENTS APOE TO PROMOTE RECOVERY OF MOTOR FUNCTION FOLLOWING ISCHEMIC STROKE IN MICE** 446
 E. Kim, M. Woo, L. Qin, C. Beltran, D. Corbett, D. Lahiri, R. Ratan, **S. Cho** (USA)
- 145 **THE NOBLE GAS XENON REDUCES SECONDARY INJURY AND IMPROVES LONG-TERM LOCOMOTOR FUNCTION AFTER TRAUMATIC BRAIN INJURY IN RODENTS** 447
R. De Campos Pires Santos e Sousa, S.P. Armstrong, A. Sebastiani, K. Radyushkin, S. Thal, N.P. Franks, R. Dickinson (United Kingdom)
- 146 **CELL-BASED IMMUNOTHERAPY FOR INTRACRANIAL HEMORRHAGE** 448
 X. Wang, J. Rodriguez, T. Thomas, L. Zou, L. Do, **H. Dou** (USA)

| Board No. | | Index No. |
|-----------|---|-----------|
| 147 | NEUROPROTECTIVE EFFECTS OF MICROGLIAL P2Y1 RECEPTORS AGAINST ISCHEMIC NEURONAL INJURY Y. Fukumoto , S. Koizumi, H. Yoshioka, T. Yagi, K. Kanemaru, H. Kinouchi (Japan) | 449 |
| 148 | INTRANASAL DELIVERY OF PROGESTERONE PROVIDES NEUROPROTECTION AND REDUCES MITOCHONDRIAL DYSFUNCTION AFTER STROKE R. Guennoun , M. Fréchet, P. Gagnard, S. Zhang, P. Liere, B. Delespierre, P. Thérond, M. Schumacher, A. Slama, C. Mattern (France) | 450 |
| 149 | LACTATE NEUROPROTECTION IN CEREBRAL ISCHEMIA: A PROBABLE DUAL MECHANISM OF ACTION. X. Castillo Tovar, K. Rosafio, M.T. Wyss, A. Buck, B. Weber, L. Pellerin, L. Hirt (Switzerland) | 451 |
| 150 | ATTENUATION OF POSTISCHEMIC FUNCTIONAL DEFICITS IN RATS WITH ESSENTIAL HYPERTENSION TREATED WITH NPY2R AGONIST. L. Przykaza , H. Domin, P. Boguszewski, M. Smialowska, E. Kozniewska (Poland) | 452 |
| 151 | EDARAVONE PROTECTS CEREBRAL WHITE MATTER AGAINST CHRONIC HYPOXIC STRESS THROUGH ENHANCING OLIGODENDROGENESIS N. Miyamoto , T. Maki, K. Hayakawa, E.H. Lo, K. Arai, T. Urabe (Japan) | 453 |
| 152 | EXTRA-CELLULAR SIGNAL REGULATED KINASE 1/2 INHIBITION IN THE ACUTE PHASE OF STROKE IMPROVES LONG-TERM NEUROLOGICAL OUTCOME AND PROMOTES NEUROVASCULAR PROTECTION AND ANGIOGENESIS. M. Mostajeran , L. Edvinsson, K. Warfvinge, R. Singh, S. Ansar (Sweden) | 454 |
| 153 | MOLECULAR HYDROGEN AFFORDS NEUROPROTECTION IN A NEW PERINATAL ASPHYXIA PIGLET MODEL J. Nemeth , V. Varga, V. Toth-Szuki, F. Domoki (Hungary) | 455 |
| 154 | POST-STROKE DOCOSAHEXAENOIC ACID TREATMENT WITH COMBINED OMEGA-3 POLYUNSATURATED FATTY ACID DIET SUPPLEMENTATION IMPROVES LONG-TERM NEUROLOGIC RECOVERY AFTER CEREBRAL ISCHEMIA H. Pu , L. Mao, J. Xia, G. Wang, H. Zhang, Y. Wu, Y. Shi, X. Hu, Y. Gao, J. Chen (USA) | 456 |
| 155 | NANOWIRED CEREBROLYSIN POTENTIATES MESENCHYMAL STEM CELLS INDUCED NEUROPROTECTION AND NEUROREPAIR FOLLOWING HEAT STROKE D. Muresanu, A. Sharma , J. Lafuente, R. Patnaik, Z. Tian, A.S.Y.A. Ozkizilcik, H. Moessler, H. Sharma (Sweden) | 457 |
| 156 | LOW-LEVEL LIGHT THERAPY PROTECTS BLOOD-BRAIN BARRIER INTEGRITY AND REDUCES INFLAMMATORY RESPONSE AFTER FOCAL CEREBRAL ISCHEMIA H. Lee, J. Park, N. Kim, K. Park, B. Choi, Y. Shin, H. Shin (Korea) | 458 |

| Board No. | | Index No. |
|-----------|--|-----------|
| 157 | EVIDENCE OF NEUROPLASTICITY IN CORONARY ARTERY DISEASE PATIENTS AFTER CARDIAC REHABILITATION. U. Anazodo, J.K. Shoemaker, N. Suskin, D.J. Wang, K.S. St Lawrence (Canada) | 459 |
| 158 | ASSESSMENT AT THE SINGLE-CELL LEVEL IDENTIFIES NEURONAL GLUTATHIONE DEPLETION AS A TREATABLE CAUSE OF REPERFUSION INJURY R.A. Swanson , S. Won, J. Kim (USA) | 460 |
| 159 | OVEREXPRESSED LOTUS IMPROVES FUNCTIONAL RECOVERY AFTER BRAIN FOCAL ISCHEMIA IN MICE. H. Takase , T. Yokoyama, Y. Kurihara, K. Takei, N. Kawahara (Japan) | 461 |
| 160 | OPTOGENETIC STIMULATION OF THALAMOCORTICAL PROJECTIONS TO PROMOTE STRUCTURAL PLASTICITY AND RECOVERY OF FUNCTION AFTER SOMATOSENSORY CORTEX STROKE K.A. Tennant , C.E. Brown (Canada) | 462 |
| 161 | ERYTHROPOIETIN PROTECTS NEURAL CELL AND BLOOD BARRIER FROM ISCHEMIA-REPERFUSION INJURY BY INTERFERING IN ENDOPLASMIC RETICULUM STRESS R. Wang , H. Zhao, X. Wu, X. Liu, L. Min, X. Ji, Y. Luo (China) | 463 |
| 162 | EFFECTS OF LIPOCALIN-2 IN THE REGULATION OF GLIAL ACTIVATION AND ANGIOGENESIS C. Xing , L. Wu, W. Leung, J. Lok, E.H. Lo (USA) | 464 |
| 163 | SEVOFLURANE PRECONDITIONING REVITALIZES ENDOGENOUS BRAIN SELF-REPAIRING ABILITY IN RATS FOLLOWING CEREBRAL ISCHEMIC INJURY Q. Yu , L.I. Li, H. Saiyin, W. Liang (China) | 465 |
| 164 | THE NEUROPROTECTIVE ROLE OF MITOCHONDRIAL LOCATED PKC BETA II IN ISCHEMIA-REPERFUSION INJURY O. Poleszak, M. Beresewicz, E. Sitkiewicz, M. Dadlez, A. Misicka-Kesik, B. Fedorczyk, B. Zablocka (Poland) | 466 |
| 165 | ENHANCED NEUROPROTECTIVE EFFECTS AGAINST ISCHEMIA OF G-CSF DELIVERED BY INTRANASAL APPROACH B. Sun , S. Zhang, L. Mao, C. Fan, H. Yuan, R. Stetler, J. Chen, F. Zhang (China) | 467 |

GLIAL MECHANISMS

- 166 **PRESENTATION CANCELED** STUDYING THE IMPACT OF GLYCOGEN ON NEURONAL ATP DYNAMICS WITH FRET BIOSENSORS IN VIVO 468
A. Saab, L. Höslı, P. Mächler, M.T. Wyss, J. Duran, J.J. Guinovart, K.A. Nave, J. Hirrlinger, B. Weber (Switzerland)
- 167 **PRESENTATION CANCELED** ASTROCYTES PROTECT AGAINST ISOFLURANE NEUROTOXICITY BY BUFFERING PROBDNF 469
C. Stary, X. Sun, R. Giffard (USA)

CARDIAC ARREST/GLOBAL CEREBRAL ISCHEMIA

- 168 THERAPEUTIC HYPOTHERMIA REVERSES ISCHEMIA-INDUCED IMPAIRMENT OF SYNAPTIC PLASTICITY FOLLOWING PEDIATRIC CARDIAC ARREST IN A GENDER-SPECIFIC MANNER. 470
R.M. Dietz, X. Hui, J.E. Orfila, G. Deng, R.J. Traystman, P.S. Herson (USA)
- 169 THE SUBBAND-BASED EEG MARKER AND NEUROLOGICAL OUTCOME WITH TEMPERATURE MANIPULATION AFTER CARDIAC ARREST 471
R. Deng, L. Young, **X. Jia**
- 170 IMPAIRED AUTOPHAGOSOME CLEARANCE CONTRIBUTES TO NEURONAL DEATH AFTER ISCHEMIA/REPERFUSION INJURY TRIGGERED BY CARDIAC ARREST IN NEONATAL PIGLETS 472
D. CUI, Z. Yang, E. Kulikowicz, J. Armstrong, M. Reyes, J. Lee, W. Jiang, **R. Koehler** (USA)
- 171 ALTERATIONS OF THE CEREBRAL MICROVASCULAR CIRCULATION AFTER ASPHYXIAL CARDIAC ARREST IN DEVELOPING RATS 473
L. Li, S.M. Poloyac, A.L. Vazquez, C.M. St Croix, H. Alexander, G. Gibson, S.C. Watkins, R.S.B. Clark, P.M. Kochanek, M.D. Manole (USA)
- 172 CHARACTERIZATION OF PALMITIC ACID METHYL ESTER: A NOVEL VASODILATOR 474
H.C. Lee, C.S. Wilkins, A. Couto e Silva, S.E. Valido, D.D. Klein, J.J. Goyanes, J.A. Chen, **H.W. Lin** (USA)
- 173 ACTIVATION OF DELTA PKC REDUCES LONG-TERM POTENTIATION AND PAIRED-PULSE FACILITATION 475
J. Neumann, M. Perez-Pinzon (USA)
- 174 NANOPARTICLES FROM METALS EXACERBATE CARDIAC ARREST INDUCED BRAIN PATHOLOGY. NEUROPROTECTIVE EFFECTS OF CEREBROLYSIN 476
H. Sharma, A. Nozari, D. Muresanu, H. Moessler, J. Lafuente, A. Sharma (Sweden)

| Board No. | | Index No. |
|-----------|---|-----------|
| 175 | PHYSICAL EXERCISE FACILITATES RECOVERY OF SPATIAL MEMORY AND SYNAPTIC FUNCTION AFTER CARDIAC ARREST H.M. Stradecki , C.H. Cohan, M. Youbi, D. Perez, K.R. Dave, J.T. Neumann, M. Perez-Pinzon (USA) | 477 |
| 176 | BRAIN-HEART AXIS MODULATION THROUGH VASCULAR OXIDATIVE STRESS DURING MILD HYPOTHERMIA INDUCES DECREASED GLOBAL ISCHEMIA IN THERAPEUTIC HYPOTHERMIA AFTER CARDIAC ARREST A. Jantanukul, S. Muengtaweepongsa, K. Suwanprasert (Thailand) | 478 |

CELL DEATH/SURVIVAL

| | | |
|-----|---|-----|
| 177 | EARLY PERI-INFARCT NEURONAL LOSS AS INDICATOR OF CHRONIC POST-STROKE NEURODEGENERATION? A COMBINED HIGH-RESOLUTION PET AND CORTICAL THICKNESS STUDY. M.H. Alkuwaiti , T. Funck, P. Zepper, C. Lepage, A. Thiel (Canada) | 479 |
| 178 | DSEPA ANTAGONIZES HIGH GLUCOSE-INDUCED NEUROTOXICITY: EVIDENCES FOR ROS-MEDIATED OXIDATIVE DAMAGE AND AKT PATHWAY K. Wang, M. Yang, S. Zhang, Y. Hou, Z. Zhang, D. Li, L. Mao, C. Fan , B. Sun (China) | 480 |
| 179 | ATTENUATION OF CISPLATIN-INDUCED NEUROTOXICITY BY CYANIDIN, A NATURAL INHIBITOR OF ROS-MEDIATED APOPTOSIS IN PC12 CELLS D. Li, J. Sun, K. Wang, S. Zhang, Y. Hou, M. Yang, C. Fan , B. Sun (China) | 481 |
| 180 | PYROPTOTIC CELL DEATH OF MICROGLIA AFTER OXYGEN-GLUCOSE DEPRIVATION D.W. Kang , H.G. Jeong, I.Y. Choi, J.Y. Kim, C.K. Kim, S.H. Lee (Korea) | 482 |
| 181 | A NOVEL MOLECULAR METHOD, IMAGING MASS SPECTROMETRY, ENABLES ANALYSIS OF SPATIO-TEMPORAL MOLECULAR CHANGES IN HIPPOCAMPUS CA1 AFTER TRANSIENT GLOBAL ISCHEMIA S. Miyawaki , H. Imai, T. Hayasaka, H. Ono, T. Ochi, H. Nakatomi, M. Setou, N. Saito (Japan) | 483 |
| 182 | INDUCTION OF BCL2 IN MOTOR NEURON AFTER TRANSIENT SPINAL CORD ISCHEMIA IN HYPOTHERMIC RABBIT MODEL S. Fujita , M. Sakurai, H. Baba, K. Abe, R. Tominaga (Japan) | 484 |
| 183 | NEUROPROTECTIVE EFFECTS OF PEPTIDES ANALOGOUS TO TETHERED LIGANDS RELEASED BY ACTIVATED PROTEIN ON NEURONS AND ASTROCYTES. I. Savinkova , L. Gorbacheva, S. Strukova, V. Pinelis (Russia) | 485 |

CEREBRAL HEMORRHAGE/SUBARACHNOID HEMORRHAGE (SAH)/VASOSPASM

- 184 INFLUENCE OF PERICAPILLARY NITRIC OXIDE LEVELS AND EDEMA ON CAPILLARY FLOW PATTERNS IN MOUSE MODELS OF SUBARACHNOID HEMORRHAGE 486
M. Anzabi, L. Østergaard, N. Kerting Iversen, R. Aamand Olesen, B. Hansen (Denmark)
- 185 NEUROVASCULAR COUPLING AFTER SUBARACHNOID HEMORRHAGE (SAH) IN VIVO 487
M. Balbi, N. Plesnila (Germany)
- 186 THE POTENTIAL INTERACTION OF FACTOR XIII WITH THE NEUROVASCULAR UNIT PARTICULARLY AFTER SUBARACHNOID HEMORRHAGE 488
B. Bosche, J. Ai, B.M. Alharby, M.K. Tso, H. Wan, M. Molcanyi, T. Noll, R.L. Macdonald (Canada)
- 187 DECOMPRESSIVE CRANIECTOMY AFTER SUBARACHNOID HEMORRHAGE - EXPERIMENTAL RESULTS IN MICE 489
D. Bühler, S. Azghandi, K. Schüller, N. Plesnila (Germany)
- 188 CYCLOPHILIN A/CD147 INTERACTIONS PARTICIPATE IN EARLY BRAIN INJURY AFTER SUBARACHNOID HEMORRHAGE IN RATS 490
B. Dang, H. Li, C. Meng, H. Shen, Y. Wang, A. Gao, X. Duan, Z. Wang, **G. Chen** (China)
- 189 HYDROGEN SULFIDE AMELIORATES EARLY BRAIN INJURY IN SUBARACHNOID HEMORRHAGE IN RATS POSSIBLE INVOLVEMENT OF REDOX REACTION AND ANTI-INFLAMMATORY SIGNALING 491
Y. Cui, H. Li, X. Duan, Y. Wang, A. Gao, H. Shen, Z. Yu, **G. Chen** (China)
- 190 ACUTE EFFECT OF INTRAVENOUS SILDENAFIL ON CEREBRAL BLOOD FLOW IN PATIENTS WITH VASOSPASM AFTER SUBARACHNOID HEMORRHAGE 492
R. Dhar, C. Washington, M. Diringer, C. Derdeyn, G. Zipfel (USA)
- 191 VALPROATE REDUCES BRAIN INJURY IN A RAT MODEL OF SUBARACHNOID HEMORRHAGE WITH SPREADING DEPOLARIZATIONS 493
A.M. Hamming, A. Van der Toorn, U.S. Rudrapatna, L. Ma, H.J. Van Os, M.D. Ferrari, A.M.J.M. Van den Maagdenberg, A.M. Stowe, **R.M. Dijkhuizen**, M.J.H. Wermer (Netherlands)
- 192 VASOSPASM AFTER ANEURYSMAL RUPTURE: AN ANALYSIS OF MODALITY, PATIENT CHARACTERISTICS AND CLINICAL CONDITIONS AND ITS CORRELATION TO VASOSPASM 494
J. Garcia (Philippines)

| Board No. | | Index No. |
|-----------|---|-----------|
| 193 | ACUTE SUBARACHNOID HEMORRHAGE TRIGGERS SEVERE RESPIRATORY SUPPRESSION AND ARREST OF CEREBROSPINAL FLOW CIRCULATION E. Golanov , R. Federley, E. Bovshik, S. Wong, G. Britz (USA) | 495 |
| 194 | INHIBITION OF PROSTAGLANDIN E2 RECEPTOR EP3 PROTECTS AFTER INTRACEREBRAL HEMORRHAGE X. Han , X. Lan, Q. Li, Y. Gao, T. Cheng, J. Wang (USA) | 496 |
| 195 | ROLE OF LIPOCALIN-2 IN BRAIN INJURY AFTER INTRACEREBRAL HEMORRHAGE Y. Hua , W. Ni, M. Zheng, G. Xi, R. Keep (USA) | 497 |
| 196 | THE VASCULAR RESPONSES AND THE VELOCITIES OF BLOOD CELLS IN CEREBRAL ARTERIOLES AND CAPILLARIES IMMEDIATELY AFTER SUBARACHNOID HEMORRHAGE M. Ishikawa , M. Kajimura, T. Morikawa, Y. Tanaka, E. Watanabe, M. Suematsu (Japan) | 498 |
| 197 | HYPOTHERMIA TREATMENT OF RAISED INTRACRANIAL PRESSURE IN A RAT MODEL OF INTRACEREBAL HEMORRHAGE R. John , F. Colbourne (Canada) | 499 |
| 198 | POST-HEMORRHAGIC HYDROCEPHALUS AFTER GERMINAL MATRIX INTRAVENTRICULAR HEMORRHAGE: FIRST RESULTS FROM A NEW IVH-MODEL IN ONE DAY RAT PUPS O. Kempfski , A. Hashemi, B. Alessandri, M. Terekov, A. Unterberg (Germany) | 500 |
| 199 | THERAPEUTIC HYPOTHERMIA REDUCES SEIZURE ACTIVITY AFTER INTRACEREBRAL HEMORRHAGE IN RATS A.C. Klahr , C.T. Dickson, F. Colbourne (Canada) | 501 |
| 200 | CHANGES OF CORTICAL PERFUSION IN EARLY PHASE OF SUBARACHNOID BLEEDING IN A RAT MODEL AND THE EFFECT OF DECOMPRESSIVE CRANIECTOMY – DOES SIZE MATTER? (PRELIMINARY RESULTS) M. Kolar , K. Nohejlova, J. Polach, J. Mares, J. Pacht (Czech Republic) | 502 |
| 201 | EDARAVONE (MCI-186) ALLEVIATES ACUTE BRAIN INJURY AFTER SUBARACHNOID HEMORRHAGE IN RATS K. Niizuma , A. Ito, T. Sasaki, M. Fujimura, P.H. Chan, T. Tominaga (Japan) | 503 |
| 202 | SPREADING INJURY DEPOLARIZATIONS AND THE INTERFACE BETWEEN SUBARACHNOID HEMORRHAGE AND CEREBRAL ISCHEMIA F. Oka , S.P. Chen, U. Hoffmann, J.H. Lee, K.P. Hopson, I. Yuzawa, T. Qin, C. Ayata (USA) | 504 |

| Board No. | | Index No. |
|-----------|--|-----------|
| 203 | COGNITIVE DYSFUNCTION IN A PRE-CHIASMATIC CISTERN BLOOD INJECTION MODEL OF ANEURYSMAL SUBARACHNOID HEMORRHAGE IN MICE F. Oka , Y.B. Atalay, T. Qin, C. Ayata (USA) | 505 |
| 204 | PATHOLOGICAL CHANGES IN THE REGULATION OF CEREBRAL BLOOD FLOW IN ADULT AND NEWBORN RATS UNDER STRESS-INDUCING HEMORRHAGIC STROKE O. Sindeeva (Russia) | 506 |
| 205 | EARLY BRAIN INJURY IN SUBARACHNOID HEMORRHAGE: AN MRI STUDY ON HEMODYNAMIC CHARACTERIZATION Y. Sun , Q. Shen, L. Watts, E. Muir, S. Huang, G.Y. Yang, T. Duong (China) | 507 |
| 206 | INHIBITION OF ENDOTHELIN-1-RECEPTORS (ET-A-RECEPTOR) DOES NOT INFLUENCE MICROVASOSPASM AND NEUROLOGICAL OUTCOME AFTER EXPERIMENTAL SUBARACHNOID HEMORRHAGE N. Terpolilli , A. Dienel, N. Heumos, K. Schöller, N. Plesnila (Germany) | 508 |
| 207 | CEREBRAL ARTERY VASOSPASM IN THE CANINE DOUBLE-HEMORRHAGE MODEL IS REVERSED BY ENDOVASCULAR RING BEAM IRRADIATION WITH AN ULTRAVIOLET LASER B. Watson , C. Sadasivan, J.A. Solomon, R.W. Hurst (USA) | 509 |
| 208 | PROGNOSTIC SIGNIFICANCE OF EXTENT OF EARLY CEREBRAL INFARCTION AFTER ANEURYSMAL SUBARACHNOID HEMORRHAGE G.K. Wong (Hong Kong China) | 510 |
| 209 | THE EFFECTS OF THERAPEUTIC HYPOTHERMIA ON HEMATOMA RESOLUTION AND IRON-INDUCED TOXICITY AFTER INTRACEREBRAL HEMORRHAGE S. Wowk , Y. Ma, H. Nichol, F. Colbourne (Canada) | 511 |

IMAGING PRE-CLINICAL

| | | |
|-----|--|-----|
| 210 | SHIFT AGENT ENHANCED 23NA-IMAGING IN THE LIVING BRAIN A.A. Bajwa , A. Neubauer, L. Schilling (Germany) | 512 |
| 211 | CEREBRAL BLOOD-FLOW IN NON-ANESTHETIZED RODENTS AS MEASURED BY ARTERIAL SPIN-LABELING MAGNETIC-RESONANCE IMAGING FOLLOWING ADMINISTRATION OF SEROTONINERGIC (5-HT_{2C}) AGONISTS S. Baker , K.U. Drescher, J. Lynch, P. Banfor, S. Mittelstadt, G. Fox, J. Beaver, A. Basso (USA) | 513 |

| Board No. | | Index No. |
|-----------|--|-----------|
| 212 | CLEARANCE OF THE BRAIN BY INTERSTITIAL DRAINAGE INTO THE VENTRICLES B. Bedussi , M. Van Lier, J. Bartstra, J. De Vos, M. Siebes, E. VanBavel, E. Bakker (Netherlands) | 514 |
| 213 | MICRO-INFRACTS AS POTENTIAL WATERWAYS FOR BRAIN METASTASES A. Benbenishty , A. Lubart, P. Blinder (Israel) | 515 |
| 214 | INFLUENCE OF LOW-FREQUENCY RTMS ON CORTICAL FUNCTIONAL CONNECTIVITY AND PERFUSION IN RATS J. Boonzaier , G.A. Van Tilborg, W.M. Otte, A.D. De Weijer, G. Van Vliet, P. Petrov, S.F. Neggers, A. Van der Toorn, R.M. Dijkhuizen (Netherlands) | 516 |
| 215 | IN VIVO, MESOSCALE VOLTAGE IMAGING OF CORTICAL DYNAMICS AS A PLATFORM FOR INVESTIGATING MOUSE MODELS OF NEURODEGENERATIVE AND PSYCHIATRIC DISEASE A.W. Chan , M.H. Mohajerani, J.M. LeDue, Y.T. Wang, T.H. Murphy (Canada) | 517 |
| 216 | EVALUATING THE EFFECTS OF TRADITIONAL CHINESE MEDICINE ON DOPAMINE D2 RECEPTOR AND GLUCOSE METABOLISM WITH F-18-FDG AND I-123-EPIDEPRIDE M.C. Lin , K.W. Chang, L.W. Lin, H.Y. Chen (Taiwan) | 518 |
| 217 | MONITORING TISSUE PERFUSION DURING CEREBRAL ISCHEMIA CAUSED BY SINGLE VESSEL PHOTOTHROMBOSIS USING LASER SPECKLE CONTRAST IMAGING A. Cho, C.M. Yeon, E. Chung (Korea) | 519 |
| 218 | SPECT IMAGING REVEALS EARLY EFFECTS OF SYSTEMIC INFLAMMATION ON BRAIN INJURY AND CHANGES IN PERIPHERAL ORGANS AFTER CEREBRAL ISCHEMIA K. Szigeti, I. Horváth, S.D. Veres, B. Martinecz, N. Lénárt, N. Kovács, E. Bakcsa, M. Semjéni, D. Máthé, A. Denes (Hungary) | 520 |
| 219 | MEASURING OXYGEN UPTAKE IN CORTICAL GRAY MATTER USING MRI AND NIRS-EVIDENCE FOR INCREASED METABOLIC RATE IN THE EAE MODEL OF MULTIPLE SCLEROSIS J.F. Dunn , T.W. Johnson, L. Li, K. Murari (Canada) | 521 |
| 220 | VISUALIZING CEREBRAL ANEURYSMS IN MICE BY A CONVENTIONAL THREE TESLA MRI K. Hokamura , H. Makino, T. Natsume, T. Kimura, Y. Kamio, Y. Magata, H. Namba, T. Katoh, S. Sato, T. Hashimoto, K. Umemura (Japan) | 522 |
| 221 | LONGITUDINAL IN SITU TWO PHOTON FLUORESCENCE MICROSCOPY IN RATS M.M. Koletar , L.A.M. Thomason, A. Dorr, B. Stefanovic (Canada) | 523 |

| Board No. | | Index No. |
|-----------|--|-----------|
| 222 | OPTICAL CLEARING OF BRAIN TISSUE FOR THREE-DIMENSIONAL ULTRAMICROSCOPIC IMAGING OF THE CEREBRAL VASCULATURE N. Lachkar , J. De Vos, E. Bakker, E. VanBavel | 524 |
| 223 | IMPAIRED COLLATERAL STATUS DURING ACUTE AND CHRONIC ISCHEMIA IN TYPE 2 DIABETES J. Liu , Y. Akamatsu, Y. Nishijima, R.K. Wang (USA) | 525 |
| 224 | OPTICAL IMAGING OF INTRACELLULAR PH CHANGES WITH SPREADING DEPOLARIZATION IN THE INTACT AND ISCHEMIC RAT BRAIN A. Menyhart , D. Zölei-Szénási, T. Puskás, O. M. Tóth, B. Szepes, P. Hertelendy, F. Bari, E. Farkas (Hungary) | 526 |
| 225 | NON-INVASIVE FUNCTIONAL NEUROIMAGING IN THE MOUSE USING DIFFUSE OPTICAL TOMOGRAPHY M. Reisman , A. Bauer, Z. Markow, G. Baxter, J. Culver (USA) | 527 |
| 226 | TWO-PHOTON EXCITATION FLUORESCENCE MICROSCOPY FOR FAST SCANNING, REAL TIME VOLUMETRIC IMAGING OF NANOPARTICLES TRANSPORT IN RAT CORTEX J. Rosch , P. Gadamsetty, C.B. Schaffer, W. Olbricht (USA) | 528 |
| 227 | CELLULAR INJURY ASSOCIATES WITH PERI-ISCHEMIC BLOOD-BRAIN BARRIER DYSFUNCTION IN THE RAT PHOTOTHROMBOSIS MODEL: AN IN-VIVO IMAGING APPROACH K. Schoknecht , O. Prager, U. Vazana, L. Kamintsky, R. Kovács, J.P. Dreier, U. Heinemann, A. Friedman (Germany) | 529 |
| 228 | DETECTION OF PRIMARY AND SECONDARY BRAIN TUMOURS USING MOLECULARLY-TARGETED MAGNETIC RESONANCE IMAGING S. Serres , M. Kirkman, N. De Pennington, C. Bristow, N.R. Sibson (United Kingdom) | 530 |
| 229 | GENDER DIFFERENCE OF THE CORPUS CALLOSUM-SUBREGIONAL INSPECTION A. Shiino , K. Tanigaki, Y. Chen, A. Yamada, I. Tooyama (Japan) | 531 |
| 230 | IN VIVO MONITORING OF BRAIN-ACTIVATION PATTERNS INDUCED BY OPTOGENETIC VTA-STIMULATION IN RATS: SPECT-IMAGING OF REGIONAL CEREBRAL BLOOD FLOW VERSUS BOLD FMRI D. Vincenz , M.J. Brocka, F. Angenstein, F.W. Ohl, M.T. Lippert, J. Goldschmidt (Germany) | 532 |

| Board No. | | Index No. |
|-----------|--|-----------|
| 231 | RECONSTRUCTION OF DEPTH-RESOLVED FIBER ORIENTATIONS IN THE BRAIN WITH POLARIZATION SENSITIVE OPTICAL COHERENCE TOMOGRAPHY H. Wang , D. Boas, T. Akkin (USA) | 533 |
| 232 | ASSESSING THE SIGNIFICANCE OF MULTIPLE ENZYME-BOUND FORMULATIONS OF CEREBRAL NADH RESOLVED BY IN VIVO 2-PHOTON LIFETIME MICROSCOPY M.A. Yaseen , S. Sakadžić, W. Wu, B. Fu, D.A. Boas (USA) | 534 |

IMAGING CLINICAL

| | | |
|-----|--|-----|
| 233 | MAPPING BRAIN RESPONSE TO AN ADENOSINE A2A ANTAGONIST USING [11C]SCH442416 PET AND ARTERIAL SPIN LABELING (ASL) CEREBRAL BLOOD FLOW (CBF) PERFUSION MAGNETIC RESONANCE IMAGING R.D. Newbould, C. Bishop , G. Searle, A.P. Brown, R.N. Gunn, E.A. Rabiner (United Kingdom) | 535 |
| 234 | IMPROVED ACCURACY OF DIFFUSE CORRELATION SPECTROSCOPY BRAIN PERFUSION MEASUREMENTS USING MULTI-DISTANCE MEASUREMENTS IN CONJUNCTION WITH A MONTE CARLO LIGHT TRANSPORT MODEL S.A. Carp (USA) | 536 |
| 235 | CEREBRAL METABOLIC RATE OF GLUCOSE (CMRG) IN COGNITIVELY-NORMAL OLDER PERSONS: IS LOWER CMRG IN THE FRONTAL CORTEX A FEATURE OF NORMAL AGING? S.C. Cunnane , S. Nugent, C.A. Castellano, T. Fulop (Canada) | 537 |
| 236 | THE ROLE OF METHIONINE POSITRON EMISSION TOMOGRAPHY IN THE EVALUATION OF CENTRAL NERVOUS SYSTEM TUMORS IN CHILDREN T. Danfors , V. Velickaite, N. Canto Moreira (Sweden) | 538 |
| 237 | KETAMINE-INDUCED CHANGES IN [11C]ABP688 BINDING IN HEALTHY AND DEPRESSED HUMAN SUBJECTS I. Esterlis, N. DellaGioia, D. Matuskey, G. Sanacora, N. Nabulsi, C. Abdallah, J. Yang, J. Krystal, R. Parsey, R. Carson, C. DeLorenzo (USA) | 539 |
| 238 | MOLECULAR AND STRUCTURAL AGE-RELATED CHANGES IN THE BASAL GANGLIA. A HIGH RESOLUTION PET STUDY WITH 11C-RACLOPRIDE AND 18F-MNI-659 . P. Fazio , M. Schain, L. Mrzljak, N. Amini, N. Al-Tawil, C. Fitzer-Attas, J. Bronzova, B. Landwehrmeyer, C. Sampaio, C. Halldin, A. Varrone (Sweden) | 540 |

| Board No. | | Index No. |
|-----------|---|-----------|
| 239 | CHRONIC INFLAMMATION IN BRAIN PARENCHYMA DETECTED BY PET IMAGING OF TRANSLOCATOR PROTEIN FOLLOWING A SUBDURAL HEMATOMA, ABSENT OF MRI FINDINGS OF BRAIN INJURY M. Fujita , C. Turtzo, C. Shenouda, E. Fennell, D. Rallis-Frutos, S. Zoghbi, S. Telu, J. Hong, J. Dsurney, V. Pike, R. Innis, R. Diaz-Arrastia, L. Latour (USA) | 541 |
| 240 | A BAYESIAN FRAMEWORK FOR THE ESTIMATION OF OEF BY CALIBRATED MRI M. Germuska , A. Merola, A. Stone, K. Murphy, R. Wise (United Kingdom) | 542 |
| 241 | TITLE: ASSESSMENT OF INTERNAL CAROTID ARTERY TERRITORY BEFORE AND AFTERCAROTID ENDARTERECTOMY BY REGIONAL PERFUSION IMAGING OF ARTERIAL SPIN LABELING K. Hosoda , D. Yamamoto, Y. Uchihashi, E.I.J.I. Kohmura (Japan) | 543 |
| 242 | VALIDATION OF CT PERFUSION-DERIVED CBF MAPS IN PATIENTS WITH CEREBROVASCULAR STENO-OCCLUSIVE DISEASE: A COMPARATIVE STUDY WITH <SUP>15</SUP>O PET M. Ibaraki , T. Ohmura, K. Matsubara, T. Kinoshita (Japan) | 544 |
| 243 | QUANTITATIVE MEASUREMENT OF CEREBRAL BLOOD FLOW USING SINGLE PHOTON EMISSION COMPUTED TOMOGRAPHY WITH VENOUS BLOOD SAMPLING T. Inoue , H. Shimizu, M. Fujimura, K. Sato, H. Endo, K. Niizuma, H. Sakata, T. Tominaga (Japan) | 545 |
| 244 | GLOBAL BLOOD BRAIN BARRIER PERMEABILITY IN PATIENTS WITH ANEURYSMAL SUBARACHNOID HEMORRHAGE: CORRELATION WITH CLINICAL OUTCOMES. J. Ivanidze , O. Kallas, D. Mir, A. Giambrone, A. Segal, A. Gupta, J. Claassen, P. Sanelli (USA) | 546 |
| 245 | ASSESSMENT OF BLOOD-BRAIN-BARRIER PERMEABILITY IN GLOBAL CEREBRAL EDEMA. J. Ivanidze , O. Kallas, D. Mir, A. Giambrone, A. Segal, A. Gupta, J. Claassen, P. Sanelli (USA) | 547 |
| 246 | INTRAOPERATIVE INFRARED IMAGING OF CEREBRAL CORTEX SURFACE IN PATIENTS DIAGNOSED WITH BRAIN TUMOURS K. Kaczmarska , M. Z bala, Z. Czernicki, M. Kastek, T. Pi tkowski, H. Polakowski (Poland) | 548 |
| 247 | VULNERABLE PLAQUES AND DELINEATION OF THE VASA VASORUM : EVALUATION WITH CAROTID FLUORESCEIN VIDEOANGIOGRAPHY H. Katano , K. Yamada (Japan) | 549 |

| Board No. | | Index No. |
|-----------|---|-----------|
| 248 | EVALUATION OF STRIATAL OXIDATIVE STRESS IN PARKINSON'S DISEASE USING [CU-62]ATSM PET | 550 |
| | H. Okazawa , M. Ikawa, T. Tsujikawa, T. Mori, Y. Kiyono, M. Yoneda (Japan) | |
| 249 | EVALUATION OF BRAIN TEMPERATURE BY MAGNETIC RESONANCE SPECTROSCOPY IN EARLY-ONSET PARKINSON DISEASE: A 1-H MRS STUDY. | 551 |
| | M. Piatti , M. Rango, A. Di Fonzo, V. Barbieri, L. Airaghi, N. Bresolin (Italy) | |
| 250 | ESTABLISHMENT OF A METHOD FOR CREATING QUANTITATIVE CBF IMAGES OF OUTER AND INNER LAYERS OF THE BRAIN BY XENON-ENHANCED COMPUTED TOMOGRAPHY: APPLICATION TO DEMENTIA | 552 |
| | S. Sase , H. Yamamoto, E. Ito, S. Tan, Y. Sawa (Japan) | |
| 251 | CT PERFUSION AS AN INDEX TO ANTICIPATE INCREASE OF BLOOD SAMPLING OEF | 553 |
| | K. YOSHIOKA , T. MORI, T. IWATA, Y. TANNO, S. KASAKURA (Japan) | |

TRANSLATIONAL STUDIES

| | | |
|-----|--|-----|
| 252 | A MULTI-CENTRE PRECLINICAL STUDY ON THE EFFECTIVENESS OF INTERLEUKIN-1 RECEPTOR ANTAGONIST IN STROKE | 554 |
| | S.M. Allan , S. Maysami, R. Wong, J. Pradillo, A. Denes, H. Dhungana, J. Koistinaho, T. Malm, C. Orset, M. Rahman, M. Rubio, M. Schwaninger, D. Vivien, P. Bath, N.J. Rothwell (United Kingdom) | |
| 253 | DEFICIENCY OF THE STROKE-RELEVANT HDAC9 GENE IS ATHEROPROTECTIVE | 555 |
| | S. Azghandi , C. Prell, M. Schneider, R. Malik, K. Berer, C. Haffner, M. Dichgans (Germany) | |
| 254 | REPOSITIONING OF THE DRUG CBG000592 FOR TREATMENT OF ISCHEMIC STROKE. | 556 |
| | F. Campos , A. Silva-Candal, B. Argibay, A. Vieites-Prado, C. Correa, T. Sobrino, M. Blanco, M. Loza, J. Castillo (Spain) | |
| 255 | TRANSCRANIAL CHARACTERIZATION OF CEREBRAL BLOOD FLOW DYNAMICS DURING INDIVIDUAL OBSTRUCTIVE SLEEP APNEA EVENTS BY DIFFUSE OPTICS | 557 |
| | P. Zirak, I. Blanco, C. Gregori , P. Bramon, A. Fortuna, G. Cotta, A. Mola, M. Mayos, T. Durduran (Spain) | |
| 256 | CEREBRAL 5-HT RELEASE CORRELATES WITH PET MEASURES OF THE 5-HT2A RECEPTOR OCCUPANCY IN THE PIG BRAIN. | 558 |
| | L.M. Jørgensen , P. Weikop, J. Villadsen, T. Visnapuu, A. Ettrup, H.D. Hansen, A.O. Baandrup, F.L. Andersen, C.R. Bjarkam, C. Thomsen, B. Jespersen, G.M. Knudsen (Denmark) | |

| Board No. | | Index No. |
|-----------|---|-----------|
| 257 | MODIFICATION OF FUNCTIONAL CONNECTIVITY BY ACUPUNCTURE IN THE MOUSE BRAIN H. Park , J. Park, S. Lee, A. Lee, J. Jang (Korea) | 559 |
| 258 | MULTI-PART SURVEY: THE RISK OF BIAS IN IN VIVO STROKE RESEARCH E.S. Sena , S.M. Allan, P.M. Bath, U. Dirnagl, D.W. Howells, M.R. Macleod, I.M. Macrae, J. Montaner, N. Percie du Sert, A.M. Planas, A. Rosell, H.B. Van der Worp, D. Vivien, H. Würbel (United Kingdom) | 560 |
| 259 | MULTI-PART ETA-TEST: TESTING THE FEASIBILITY AND FUNCTIONALITY OF MULTICENTRE PRECLINICAL ANIMAL STUDIES R.C. Trueman , S.M. Allan, P.M. Bath, U. Dirnagl, D.W. Howells, M.R. Macleod, I.M. Macrae, J. Montaner, N. Percie du Sert, A.M. Planas, H.B. Van der Worp, D. Vivien, H. Würbel, E.S. Sena (United Kingdom) | 561 |
| 260 | LOWERING ICP FOLLOWING STROKE: NK1 ANTAGONIST AS EFFECTIVE AS DECOMPRESSIVE SURGERY R. Turner , A.V. Leonard, R. Vink (Australia) | 562 |

CLINICAL STUDIES

| | | |
|-----|---|-----|
| 261 | MULTIPLE PATHOLOGICAL CONDITION OF HYPERPERFUSION AFTER STA-MCA BYPASS FOR MOYAMOYA DISEASE E. Hamano , H. Kataoka, Y. Abekura, D. Maruyama, J. Nakagawara, J. Takahashi (Japan) | 563 |
| 262 | ISCHEMIC STROKE DURING TREATMENT WITH DABIGATRAN IS ASSOCIATED WITH DECREASED SEVERITY AND FAVORABLE PROGNOSIS T. Hayashi , Y. Kato, T. Fukuoka, I. Deguchi, H. Maruyama, Y. Horiuchi, H. Sano, Y. Nagamine, S. Mizuno, M. Takao, N. Tanahashi (Japan) | 564 |
| 263 | USE OF DYNAMIC SUSCEPTIBILITY CONTRAST MAGNETIC RESONANCE IMAGING TO PREDICT THE TYPE OF STROKE AND EXTENT OF INFARCTION IN ACUTE ISCHEMIC STROKE Y. Ishii , T. Nariai, Y. Tanaka, Y. Suyama, H. Aihara, T. Ohshita, H. Kajikawa, S. Wakabayashi, T. Maehara (Japan) | 565 |
| 264 | DIFFUSION TRACTOGRAPHY OF FACIAL NERVE IN CEREBELLO-PONTINE ANGLE TUMOURS M. Krakowiak , P. Stoniewski, T. Szmuda (Poland) | 566 |
| 265 | QUANTIFICATION OF WHITE MATTER FIBRE PATHWAYS DISRUPTION IN FRONTAL TRANSCORTICAL APPROACH TO THE LATERAL VENTRICLE OR THE INTERVENTRICULAR FORAMEN IN DIFFUSION TENSOR TRACTOGRAPHY. M. Krakowiak , P. Stoniewski, T. Szmuda (Poland) | 567 |

| Board No. | | Index No. |
|-----------|--|-----------|
| 266 | EFFECT OF SILDENAFIL ON CEREBROVASCULAR REACTIVITY IN PATIENTS WITH BECKER MUSCULAR DYSTROPHY U. Lindberg, N. Witting, S. Joergensen, J. Vissing, E. Rostrup, H.B.W. Larsson, C. Kruuse (Denmark) | 568 |
| 267 | CLINICAL CHARACTERISTICS OF CEREBRAL VENOUS THROMBOSIS IN A SINGLE CENTER IN KOREA C. Moon , D.S. Park (Korea) | 569 |
| 268 | PREVENTIVE DETECTION OF AROU OF ACUTE STROKE PATIENTS P.M. Ng (Hong Kong China) | 570 |
| 269 | MITOCHONDRIAL DNA POLYMERASE MUTATIONS IN CHINESE PATIENTS WITH MITOCHONDRIAL ENCEPHALOMYOPATHY F. Niu , J. Chen, F. Meng, Y. Xu (China) | 571 |
| 270 | LOCAL RESISTANCE EXERCISE IMPROVES COGNITIVE EXECUTIVE FUNCTION IN A DOSE-DEPENDENT MANNER H. Tsukamoto , T. Suga, S. Takenaka, T. Takeuchi, D. Tanaka, T. Hamaoka, T. Isaka, T. Hashimoto (Japan) | 572 |

CLINICAL STROKE

| | | |
|-----|--|-----|
| 271 | COGNITION AND RESTING STATE CONNECTIVITY IN CHRONIC STROKE. A. Auriat , J. Ferris, L. Boyd (Canada) | 573 |
| 272 | THE RHEOLOGICAL PROPERTIES OF BLOOD IN ACUTE STAGE OF ISCHEMIC STROKE AND THEIR RELATION TO THE SEVERITY OF THE NEUROLOGICAL IMPAIRMENT M.N. Azhermacheva , D.M. Plotnikov, O.I. Aliev, M.B. Plotnikov, V.M. Alifirova, S. Agaev (Russia) | 574 |
| 273 | STRESS AT WORK AND 16-TH YEARS RISK OF HYPERTENSION AND STROKE IN FEMALE POPULATION 25-64 YEARS IN RUSSIA: MONICA-PSYCHOSOCIAL EPIDEMIOLOGICAL STUDY V. Gafarov , D. Panov, E. Gromova, I. Gagulin, A. Gafarova (Russia) | 575 |
| 274 | FAMILY STRESS AS PSYCHOSOCIAL PREDICTOR OF LONG-TERM RISK OF ARTERIAL HYPERTENSION AND STROKE IN FEMALE POPULATION 25-64 YEARS IN RUSSIA: MONICA-PSYCHOSOCIAL EPIDEMIOLOGICAL STUDY V. Gafarov , D. Panov, E. Gromova, I. Gagulin, A. Gafarova (Russia) | 576 |

| Board No. | | Index No. |
|-----------|--|-----------|
| 275 | TRANSCRANIAL OPTICAL MONITORING OF CEREBRAL HEMODYNAMICS DURING EARLY HOURS AFTER ISCHEMIC STROKE AND ITS RELATIONSHIP TO THREE MONTH OUTCOME I. Blanco, P. Zirak, C. Gregori , R. Marín-Bueno, M. Sestelo, I. Mochales, J. Martí-Fàbregas, T. Durduran, R. Delgado-Mederos (Spain) | 577 |
| 276 | CLINICAL RESULTS AND ANALYSIS OF OUTCOME REVASCLARIZATION PATTERN OF EXTENSIVE REVASCLARIZATION SURGERY (TODAI PROTOCOL) FOR MOYAMOYA DISEASE H. Imai , S. Miyawaki, H. Ono, H. Nakatomi, Y. Yoshimoto, N. Saito (Japan) | 578 |
| 277 | A CASE OF SERPENTINE ICA ANEURYSM PRESENTED WITH VISUAL SYMPTOMS B. Kim , D. Shin (Korea) | 579 |
| 278 | TREATMENT OF INTRACRANIAL ANEURYSMS, INCOMPLETELY-CLIPPED OR RECURRED AFTER CLIPPING D. Lim , S. Ha, J. Choi, S. Kim, S. Kim, S. Jin, S. Lee (Korea) | 580 |
| 279 | THE EMBOLIC SOURCE BY DETECTING TRANSESOPIHAGEAL ECHOCARDIOGRAPHY IN CRYPTOGENIC STROKE M. Osaki , S. Fujimoto, M. Kumamoto, M. Kanazawa, N. Tagawa, A. Nakamizo, S. Yamaguchi, R. Tsuchimochi, T. Isitsuka (Japan) | 581 |
| 280 | LOCATION OF THE CLOT, COLLATERAL SCORE AND CT ANGIOGRAPHY SOURCE IMAGES IN THE PREDICTION OF OUTCOME OF INTRAVENOUS THROMBOLYSIS N. Sillanpaa , H. Rusanen, J.T. Saarinen (Finland) | 582 |
| 281 | A HYBRID SIGNAL PROCESSING OF RR INTERVAL FROM QTC VARIATION OF EKG AND HEART RATE VARIABILITY ASSESSMENT IN ATRIAL FIBRILLATION DURING ACUTE STROKE S. Rangsungnoen, T. Rungrot, N. Mathuradavong , K. Suwanprasert (Thailand) | 583 |
| 282 | RISK FACTORS AND OUTCOME IN STROKE PATIENTS WITH AORTIC COMPLICATED LESIONS N. Tagawa , S. Fujimoto, M. Osaki, M. Kumamoto, M. Kanazawa, A. Nakamizo, S. Yamaguchi, R. Tsuchimochi, T. Ishitsuka (Japan) | 584 |
| 283 | STROKE COMPLICATION ANALYSIS IN LEFT VENTRICULAR ASSIST DEVICE APPLICATION FOR DILATED CARDIOMYOPATHY PATIENTS Y. ONDA , H. IMAI, O. KINOSHITA, M. KIMURA, M. ONO, N. SAITO (Japan) | 585 |

CEREBRAL ISCHEMIA: ANIMAL MODELS

- 284 **TARGETING RECOMBINANT THROMBOMODULIN FUSION PROTEIN TO RED BLOOD CELLS PROTECTS AGAINST STROKE** 586
D. Atochin, S. Zaitsev, R. Carnemolla, V. Muzykantov, P.L. Huang (USA)
- 285 **MR-BASED T2* MAPPING AS A SURROGATE FOR TISSUE HYPOXIA IN ACUTE ISCHEMIC STROKE: A VALIDATION STUDY AGAINST 18F-FLUOROMISONIDAZOLE (FMISO) PET IN RODENTS.** 587
 U. Jensen-Kondering, M. Roie, S. Ejaz, S.J. Steve, T.D. Fryer, F.I. Aigbirhio, T.A. Carpenter, D.J. Williamson, **J.C. Baron** (United Kingdom)
- 286 **MIDDLE CEREBRAL ARTERY OCCLUSION WITH GOOD COLLATERALS CAUSES EARLY INTRACRANIAL PRESSURE ELEVATION POST STROKE** 588
D.J. Beard, C.L. Logan, D.D. McLeod, R.J. Hood, D. Pepperall, L.A. Murtha, N.J. Spratt (Australia)
- 287 **TREATMENT OF BRAIN ISCHEMIA BY RHEOLOGIC MODULATION OF BLOOD CIRCULATION USING DRAG REDUCING POLYMERS** 589
D. Bragin, S. Thomson, O. Bragina, Z. Peng, G. Staton, M.V. Kameneva, E.M. Nemoto (Albuquerque)
- 288 **IN VIVO MONITORING OF CEREBRAL HEMODYNAMICS IN THE IMMATURE RAT: EFFECTS OF HYPOXIA-ISCHEMIA AND HYPOTHERMIA** 590
E. Buckley, S.D. Patel, B.F. Miller, M.A. Franceschini, S.J. Vannucci (USA)
- 289 **HIGH THROUGHPUT IDENTIFICATION AND QUANTIFICATION OF PERI-INFARCT DEPOLARIZATION IN MOUSE CORTEX WITH OPTICAL INTRINSIC SIGNAL IMAGING** 591
J.R. Bumstead, A.W. Kraft, J. Lu, X. Yang, A.Q. Bauer, J.P. Culver, J.M. Lee (USA)
- 290 **DIFFUSION MR ASSESSMENT OF SPATIOTEMPORAL EVOLUTION OF FOCAL CEREBRAL ISCHEMIA IN RATS: A NOVEL ROBUST METHOD VERSUS THRESHOLD METHOD** 592
S.H. Cha, C.H. Choi, K.S. Yi, H.J. Lee, S.R. Lee, Y.J. Lee, J.W. Hwang, C.H. Lee (Korea)
- 291 **DIFFUSION LESION REVERSAL AFTER TRANSIENT MCAO IN NONHUMAN PRIMATE STROKE MODELS** 593
S.H. Cha, S.R. Lee, H.J. Lee, C.H. Choi, J.W. Hwang, K.S. Yi, Y.J. Lee, Y.B. Jin (Korea)
- 292 **THE IMPACT OF PIAL COLLATERALS ON INFARCT GROWTH RATE IN EXPERIMENTAL ACUTE ISCHEMIC STROKE** 594
G. Christoforidis, P. Vakili, T. Carroll (USA)

| Board No. | | Index No. |
|-----------|--|-----------|
| 293 | PREFRONTAL CORTEX STROKE INDUCES DELAYED IMPAIRMENT IN SPATIAL MEMORY. 595 L. Zhou, T. Wright, A. Clarkson (New Zealand) | |
| 294 | EFFECTS OF HYPERGLYCEMIA ON SEVERITY OF INITIAL CEREBRAL BLOOD FLOW DEFICIT, LESION GROWTH AND INFARCT SIZE INDUCED BY MIDDLE CEREBRAL ARTERY OCCLUSION IN RATS 596 D. Dewar , L. Roy, W. Holmes, I.M. Macrae, K.W. Muir (United Kingdom) | |
| 295 | INTRANASAL DELIVERY OF GRANULOCYTE COLONY-STIMULATING FACTOR ENHANCES ITS NEUROPROTECTIVE EFFECTS AGAINST ISCHEMIC BRAIN INJURY IN RATS 597 M. Yang, K. Wang, S. Zhang, Y. Hou, Z. Zhang, D. Li, L. Mao, C. Fan , B. Sun (China) | |
| 296 | EFFECT OF GABAB RECEPTOR ANTAGONISTS (CGP FAMILY) ON LEARNING AND MEMORY FORMATION IN ALBINO MICE FOLLOWING NEONATAL HYPOXIA ISCHEMIA INSULT. 598 Q. Gillani , M. Ali, F. Iqbal (Pakistan) | |
| 297 | ROLE OF RENEXIN, A MIXED COMPOUND OF GINKGO BILOBA EXTRACT AND CILOSTAZOL, FOR SYNAPTIC PLASTICITY IN HIPPOCAMPUS OF RAT MODEL OF CHRONIC CEREBRAL HYPOPERFUSION 599 Y. HA , S. Han, J. Cheong, H. Lee, H. Park, K. Cho, M. Kim (Korea) | |
| 298 | SPREADING DEPOLARIZATIONS MEDIATE EXCITOTOXICITY IN THE DEVELOPMENT OF ACUTE CORTICAL LESIONS 600 J. Hinzman, V. DiNapoli, E. Mahoney, G. Gerhardt, J. Hartings (USA) | |
| 299 | GENDER AND AGE DIFFERENCES IN HISTOLOGICAL INJURY FOLLOWING THE CONTROLLED CORTICAL IMPACT MODEL OF TRAUMATIC BRAIN INJURY IN MICE 601 H. Kim , K.M. Rodgers, R.J. Traystman, P.S. Herson (USA) | |
| 300 | NEUROPHYSIOLOGICAL RESPONSES OF RECOVERY IN PEDIATRIC MICE COMPARED TO ADULT MICE WITH TRANSIENT FOCAL CEREBRAL ISCHEMIA. 602 J.E. Orfila, H. Grewal, T. Shimizu, R.M. Dietz, R.J. Traystman, P.S. Herson (USA) | |
| 301 | INHIBITED CAMKII ACTIVITY DECREASES HIPPOCAMPAL NEURONAL DAMAGE IN BOTH NORMOTHERMIC AND MILD THERAPEUTIC HYPOTHERMIC CA/CPR MOUSE MODEL 603 G. Deng, K. Bayer, R. Traystman, P. Herson (USA) | |
| 302 | THE EARLY ELEVATION OF HIPPOCAMPAL BDNF BY EXERCISE AFTER CEREBRAL MICROEMBOLI REDUCES THE APOPTOSIS OF NEURON. 604 N. Himi , H. Takahashi, N. Okabe, F. Lu, E. Nakamura, T. Shiromoto, K. Narita, T. Koga, O. Miyamoto (Japan) | |

| Board No. | | Index No. |
|-----------|---|-----------|
| 303 | BRUTON'S TYROSINE KINASE (BTK) IS AN ESSENTIAL COMPONENT FOR NLRP3 INFLAMMASOME ACTIVATION AND A POTENTIAL THERAPEUTIC TARGET FOR INFLAMMATION AFTER ISCHEMIC BRAIN INJURY M. Ito , T. Shichita, A. Yoshimura, R. Morita (Japan) | 605 |
| 304 | THE ELECTRICAL THRESHOLD OF SPREADING DEPOLARIZATION IS REDUCED AND SPREADING ISCHEMIA IS PROLONGED IN SPONTANEOUSLY HYPERTENSIVE STROKE-PRONE RATS UNDER JAPANESE DIET E. Kang , O. Prager, A. Friedman, J.P. Dreier (Germany) | 606 |
| 305 | RESVERATROL PRECONDITIONING INDUCES A NEW EXTENDED WINDOW OF ISCHEMIC TOLERANCE IN THE MOUSE BRAIN. K.B. Koronowski , K.R. Dave, I. Saul, J.W. Thompson, J.T. Neumann, V. Camarena, J.I. Young, M.A. Perez-Pinzon (USA) | 607 |
| 306 | KIR6.1 LIMITS PERI-INFARCT DEPOLARIZATION FREQUENCY DURING FOCAL CEREBRAL ISCHEMIA A.W. Kraft , J. Lu, H. Zhang, J. Bumstead, A.Q. Bauer, M.S. Remedi, C.G. Nichols, J.P. Culver, J.M. Lee (USA) | 608 |
| 307 | NO EFFECT OF CHRONIC PHOTOPERIOD DISRUPTION ON VULNERABILITY TO FOCAL CEREBRAL ISCHEMIA IN RATS K. Ku Mohd. Noor , L. Roy, C. Wyse, C. McCabe, D. Dewar (United Kingdom) | 609 |
| 308 | THE TRIALS AND TRIBULATIONS OF MODELLING STROKE IN AGED OBESE ANIMALS A.E. Learoyd , T. England, K.C.F. Fone, D.A. Kendall, S.E. O'Sullivan, R. Trueman (United Kingdom) | 610 |
| 309 | RIVAROXABAN AND APIXABAN REDUCE HEMORRHAGIC COMPLICATION BY PROTECTION OF NEUROVASCULAR UNIT AFTER RECANALIZATION WITH TISSUE PLASMINOGEN ACTIVATOR IN ISCHEMIC STROKE OF RAT R. Morihara , S. Kono, T.O.R.U. Yamashita, K. Deguchi, Y. Omote, T. Yunoki, K.O.T.A. Sato, T. Kurata, N. Hishikawa, K.O.J.I. Abe (Japan) | 611 |
| 310 | PERICYTE PROTECTION BY EDARAVONE AFTER TPA TREATMENT IN RAT CEREBRAL ISCHEMIA Y. Nakano , K. Deguchi, S. Kono, R. Morihara, T. Yamashita, K. Abe (Japan) | 612 |
| 311 | MONONUCLEAR CELLS (MNCS) INCLUDING ENDOTHELIAL PROGENITOR CELLS (EPCS) PROTECT CEREBRAL ISCHEMIC DAMAGE ON MICE. T. Nakayama , E. Nagata, H. Masuda, S. Kohara, H. Yuzawa, Y. Takahari, T. Asahara, S. Takizawa (Japan) | 613 |

| Board No. | | Index No. |
|-----------|--|-----------|
| 312 | AWAKE RECORDING OF PERI-INFARCT DEPOLARIZATIONS IN THE SPONTANEOUSLY HYPERTENSIVE RAT K. Kudo , T. Nowak (Japan) | 614 |
| 313 | CADASIL MUTATIONS INCREASE STROKE VULNERABILITY F. Oka , J.H. Lee, I. Yuzawa, D.V. Bornstädt, T. Qin, K. Eikermann-Haerter, A. Joutel, C. Ayata (USA) | 615 |
| 314 | MOUSE CEREBELLAR PHOTOTHROMBOTIC STROKE MODEL J. Parmar , A.J. Craig, G.D. Housley (Australia) | 616 |
| 315 | DELAYED INHIBITION OF VEGF SIGNALING AFTER STROKE ATTENUATES BLOOD BRAIN BARRIER BREAKDOWN AND IMPROVES FUNCTIONAL RECOVERY IN A CO-MORBIDITY DEPENDENT MANNER P. Reeson , K. Tennant, K. Gerrow, S. Novak, P.C. Nahirney, C.E. Brown (Canada) | 617 |
| 316 | VALIDATION OF AMIDE PROTON TRANSFER (APT) AS A MEASURE OF PH BY 31P MRS IN A PIGLET MODEL OF HYPOXIA ISCHEMIA ENCEPHALOPATHY (HIE) M. Rega , F. Torrealdea, A. Bainbridge, M. Sokolska, K. Broad, I. Fierens, M. Ezzati, N. Robertson, S. Walker-Samuel, D.L. Thomas, X. Golay (United Kingdom) | 618 |
| 317 | CHARACTERIZATION OF A MODIFIED LONG TERM SURVIVAL MOUSE MODEL OF CEREBRAL ISCHEMIA H. Sheng , L. Zhang, X. Chen, S. Lin, D. Warner (USA) | 619 |
| 318 | NEUROPROTECTIVE EFFECTS OF HUMAN NEURAL STEM CELLS OVER-EXPRESSING CHOLINE ACETYLTRANSFERASE IN A MIDDLE CEREBRAL ARTERY OCCLUSION MODEL K. Shin , J. Kim, Y. Choi, E.K. Choi, J. Yon, Y.B. Kim (Korea) | 620 |
| 319 | ISCHEMIA-INDUCED SPREADING DEPRESSION IN THE IN VIVO RETINA A.I. Srienc , K.R. Biesecker, A. Shimoda, E.A. Newman (USA) | 621 |
| 320 | NEUROPROTECTIVE EFFECTS OF THE INSULIN-LIKE GROWTH FACTOR IGF-I AND 17 β-ESTRADIOL AFTER TRANSIENT FOCAL CEREBRAL ISCHEMIA IN THE ENDOTHELIN-1 RAT MODEL. W. Stoop , D. De Geyter, J. De Keyser, R. Kooijman (Belgium) | 622 |
| 321 | A COMMON EXPERIMENTAL STROKE MODEL PRODUCES A BIMODAL PATTERN OF INJURY M.E. Trotman , M. Kelly, R. Fern, C.L. Gibson (United Kingdom) | 623 |

| Board No. | | Index No. |
|-----------|--|-----------|
| 322 | ISCHEMIC INJURY PRODUCED BY PHOTOTHROMBOSIS DIFFERS IN NEONATAL AND ADULT BRAIN U.I. Tuor , M. Qiao, M. Sule, Q. Deng, M. Morgunov, D. Rushforth, T. Foniok (Canada) | 624 |
| 323 | THE ROLE OF ENDOTHELIN RECEPTORS IN NEUROCHEMICAL CHANGES DURING FOCAL CEREBRAL ISCHEMIA INDUCED BY INTRAHIPPOCAMPAL INJECTION OF THE ENDOTHELIN-1 IN IMMATURE RATS K. Vondrakova , K. Syslova, M. Mikoska, P. Kacer, J. Burchfiel, H. Kubova, K. Vales, G. Tsenov (Czech Republic) | 625 |
| 324 | SPONTANEOUS CHANGES IN SENSORIMOTOR FUNCTION AND BOLD FMRI MAPS IN ADULT RATS AFTER CORTICAL STROKE C. Wayman , D.A. Duricki, M. Mesquita, T. Wood, D. Cash, L.D.F. Moon (United Kingdom) | 626 |
| 325 | A SPECIFIC MULTI-NUTRIENT INTERVENTION AS THERAPEUTIC APPROACH FOR STROKE M. Wiesmann , B. Zinnhardt, M. Hellwich, S. Eligehausen, D. Reinhardt, L.M. Broersen, A. Heerschap, J.A.H.R. Claassen, A.J. Kiliaan (Netherlands) | 627 |
| 326 | MIR-181 ANTAGOMIR REDUCES FOCAL CEREBRAL ISCHEMIA INJURY IN OVARECTOMIZED FEMALE MICE L. Xu , J. Zhao, X. Xiong, Y.B. Ouyang, R.G. Giffard (USA) | 628 |
| 327 | SYSTEMIC INFLAMMATION AND EXACERBATED BRAIN DAMAGE TO TRANSIENT FOCAL ISCHEMIA IN TYPE 2 DIABETIC MICE K. Yamashiro , T. Kuroki, R. Tanaka, Y. Ueno, T. Urabe, N. Hattori (Japan) | 629 |
| 328 | Z-AJOENE AMELIORATES NEURONAL DAMAGE INDUCED BY CEREBRAL TRANSIENT ISCHEMIA IN THE GERBIL HIPPOCAMPUS. D. Yoo , H. Jung, S. Nam, J. Kim, I. Park, Y. Yoon, J. Choi, I. Hwang (Korea) | 630 |
| 329 | NEUROPROTECTIVE EFFECTS OF VALERIANA OFFICINALIS IN THE GERBIL HIPPOCAMPAL CA1 REGION AFTER TRANSIENT FOREBRAIN ISCHEMIA D. Yoo , H. Jung, S. Nam, J. Kim, I. Park, S. Yi, Y. Yoon, I. Hwang (Korea) | 631 |
| 330 | THE ROLES OF HAX-1 AFTER TRANSIENT FOREBRAIN ISCHEMIA IN MICE H. Yoshioka , T. Yagi, T. Wakai, Y. Fukumoto, K. Kanemaru, P.H. Chan, H. Kinouchi (Japan) | 632 |
| 331 | OPTICAL IMAGING OF NEURAL ACTIVITY, OXYGENATION AND BLOOD FLOW DYNAMICS DURING THE PROGRESSION OF ACUTE STROKE H.T. Zhao , D. Chow, M.G. Kozberg, M.A. Shaik, S.H. Kim, E.M.C. Hillman (USA) | 633 |

CEREBRAL ISCHEMIA: CELLULAR AND MOLECULAR

- 332 COMBINATION TREATMENT WITH U0126 AND RT-PA PREVENTS THE DETRIMENTAL EFFECTS INDUCED BY DELAYED RT-PA TREATMENT AND PROVIDES POTENT NEUROPROTECTION AFTER STROKE 634
C. Orset, A. Anfray, K. Warfvinge, D. Vivien, **S. Ansar** (Sweden)
- 333 EFFECT OF HDAC9 DEFICIENCY ON ISCHEMIC STROKE OUTCOME 635
S. Azghandi, D. Bühler, U. Mamrak, M. Schneider, M. Dichgans, N. Plesnila (Germany)
- 334 PHOSPHOINOSITIDE 3-KINASE GAMMA DEFICIT ENHANCES NEUROTOXIC EFFECTS OF MICROGLIA AFTER TRANSITORY FOCAL CEREBRAL ISCHEMIA 636
R. Bauer, C. Schmidt, N. Schneble, C. Frahm, M. Brodhun, I. Franco, O.W. Witte, E. Hirsch, R. Wetzker (Germany)
- 335 G PROTEIN-COUPLED ESTROGEN RECEPTOR SIGNALLING PROVIDES NEUROPROTECTION IN FEMALE MICE POST-STROKE 637
B. Broughton, G. Jansen, C. Sobey (Australia)
- 336 STAT3 IS A POSITIVE REGULATOR OF ENDOTHELIAL FUNCTION IN THE BRAIN 638
C.M. Davis, E. Varlamov, W. Zhang, N.J. Alkayed (USA)
- 337 FIRST ESTIMATION OF NONLINEAR DYNAMICS OF GLOBAL CEREBRAL ISCHEMIA 639
D. DeGracia, F.T. Anggraini, D. Taha, Z.F. Huang (USA)
- 338 HYPOXIC PRECONDITIONING PROTECTS AGAINST WHITE MATTER INJURY AFTER NEONATAL HYPOXIA-ISCHEMIA THROUGH AMELIORATING MICROGLIAL-MEDIATED INFLAMMATION 640
M. Xu, X. Hu, Y. Shi, W. Zhang, J. Chen, **Y. Gao** (China)
- 339 CEREBROVASCULAR RESPONSES IN SPONTANEOUSLY HYPERTENSIVE RATS AFTER ISCHEMIC STROKE 641
A. Grell, M. Mostajeran, L. Edvinsson, S. Ansar (Denmark)
- 340 A NEW THERAPEUTIC STRATEGY AGAINST TOXIC NASCENT PEPTIDE CHAIN AGGREGATION AFTER BRAIN ISCHEMIA 642
B.R. Hu, C.H. Liu, Y.J. Park, T.F. Luo (USA)
- 341 THE BETA/PIX – RAC1 - COFILIN PATHWAY AFTER BRAIN ISCHEMIA 643
C.H. Liu, T.F. Luo, Y.J. Park, I. Sabirzhanova, B.R. Hu (USA)

| Board No. | | Index No. |
|-----------|---|-----------|
| 342 | CEREBROVASCULAR ENDOTHELIN-1 HYPERREACTIVITY IS ASSOCIATED WITH TRANSIENT RECEPTOR POTENTIAL CANONICAL CHANNELS 1 AND 6 ACTIVATION AND DELAYED CEREBRAL HYPOPERFUSION AFTER FOREBRAIN ISCHEMIA IN RATS S.E. Johansson , X.E. De Ridder Andersen ¹ , R.H. Hansen, G.K. Povlsen, L. Edvinsson (Denmark) | 644 |
| 343 | EFFECT OF TH2 IMMUNITY ON STROKE OUTCOME H. Kim , S. Whittle, S.R. Zhang, S. Lee, H.X. Chu, Z. Wei, T.V. Arumugam, A. Vinh, G.R. Drummond, C.G. Sobey (Australia) | 645 |
| 344 | EXPRESSION, DISTRIBUTION AND CELLULAR LOCALIZATION OF SIRTUINS IN THE NORMAL AND ISCHEMIC BRAIN OF RAT J. Kim , O.H. Lee, H.J. Choi, I. Kwon, J.H. Heo (Korea) | 646 |
| 345 | HSP70 PROTECTS THE BRAIN FROM STROKE BY INTERFERING WITH DYNAMIN-FAS MEDIATED SIGNALING IN NEURONS N. Kim , J.Y. Kim, Z. Zheng, J.E. Lee, M.A. Yenari (USA) | 647 |
| 346 | THE ROLE OF α-SYNUCLEIN IN ISCHEMIC BRAIN DAMAGE T. Kim , B. Kaimal, R. Vemuganti (USA) | 648 |
| 347 | EXPRESSIONAL CHANGES IN AN ENRICHED FRACTION OF THE CEREBRAL MICROVASCULATURE AFTER TRANSIENT GLOBAL CEREBRAL ISCHEMIA - A PROTEOMIC SCREEN S.S. Larsen , S.E. Johansson, A.V.G. Edwards, M.R. Larsen, J. Nielsen, G.K. Povlsen, L. Edvinsson (Denmark) | 649 |
| 348 | SUMO2/3 CONJUGATION AS AN ENDOGENOUS NEUROPROTECTIVE MECHANISM G. Lättig-Tünnemann , B. Brommer, J. Schwab, C.J. Hoffmann, F. Yildirim, P. Euskirchen, C. Harms (Germany) | 650 |
| 349 | THE CHOROID PLEXUS IN BRAIN LYMPHOCYTE INVASION AFTER STROKE G. Llovera , F. Hellal, T. Arzberger, B. Engelhardt, A. Liesz (Germany) | 651 |
| 350 | IS THE ISCHEMIC PENUMBRA AT THE CORE OF EARLY INTRACRANIAL PRESSURE ELEVATION FOLLOWING EXPERIMENTAL STROKE? C.L. Logan (Australia) | 652 |
| 351 | LONG NON-CODING RNA FOSDT PROMOTES ISCHEMIC BRAIN DAMAGE BY INTERACTING WITH CHROMATIN MODIFYING PROTEINS S.L. Mehta , T. Kim, J. Balog, R. Vemuganti (USA) | 653 |

| Board No. | | Index No. |
|-----------|--|-----------|
| 352 | <p>REVERSAL OF IN VIVO ISCHEMIC LONG-TERM POTENTIATION CAUSED BY CARDIAC ARREST AND CARDIOPULMONARY RESUSCITATION IMPROVES SYNAPTIC FUNCTION</p> <p>N. Quillinan, J.E. Orfila, G. Deng, P.S. Herson (USA)</p> | 654 |
| 353 | <p>ABERRANT ACTIVATION OF APOPTOSIS SIGNAL-REGULATING KINASE 1 MEDIATES PRO-INFLAMMATORY AND NEUROTOXIC MICROGLIAL RESPONSES AFTER ISCHEMIC/REPERFUSION BRAIN INJURY</p> <p>Y. Shi, H. Pu, X. Hu, R. Stetler, R. Leak, P. Zheng, Y. Gao, J. Chen (USA)</p> | 655 |
| 354 | <p>CASPASE-1 ACTIVATION LINKS DAMP-MEDIATED PERIPHERAL MONOCYTE ACTIVATION AND PYROPTIC LYMPHOCYTE CELL DEATH AFTER STROKE.</p> <p>V. Singh, S. Roth, A. Liesz (Germany)</p> | 656 |
| 355 | <p>PINEAL HORMONE MELATONIN WORKS VIA NEUROPROTECTIVE NOVEL MECHANISM; INTERLEUKIN-4 (IL-4) DEPENDENT M2 MICROGLIAL POLARIZATION, AFTER FOCAL CEREBRAL ISCHEMIA/REPERFUSION (FI/R)</p> <p>J. Suenaga, L. Mao, X. Hu, H. Pu, J. Chen (USA)</p> | 657 |
| 356 | <p>SERIAL CHANGE FOR PHOSPHODIESTERASE 3A AND 3B EXPRESSION AFTER TRANSIENT FOCAL ISCHEMIA IN MICE BRAIN</p> <p>T. Urabe, Y. Mitome-Mishima, N. Miyamoto, R. Tanaka, H. Oishi, H. Arai, N. Hattori (Japan)</p> | 658 |
| 357 | <p>DETERMINATION OF MICRO-RNA PROFILES IN EXTRACELLULAR VESICLES ISOLATED FROM SERUM OF HUMAN STROKE PATIENTS.</p> <p>J.C. Van Kralingen, C.R. Breen, C. Groome, C. McCabe, I.M. Macrae, J. Dawson, L. Work (United Kingdom)</p> | 659 |
| 358 | <p>NEURONAL SOLUBLE FAS LIGAND DRIVES M1-MICROGLIA POLARIZATION AFTER ISCHEMIA</p> <p>H. Meng, X. Li, D. Ye, L. Weng, Y. Chen, Y. Xu (China)</p> | 660 |
| 359 | <p>DOUBLE NEGATIVE T LYMPHOCYTES FROM GLD MICE UP-REGULATE M2 MICROGLIA IN ISCHEMIC STROKE THROUGH FAS/FASL</p> <p>L. Weng, D. Ye, H. Meng, X. Li, Y. Chen, Y. Xu (China)</p> | 661 |
| 360 | <p>HYPERGLYCEMIA AND POST-STROKE SEIZURES</p> <p>Z. Lei, L. Xia, Z. Shi, Z. Xu (USA)</p> | 662 |
| 361 | <p>20-HETE IS DIRECTLY INVOLVED IN NEURONAL INJURY IN AN IN VITRO MODEL OF ISCHEMIA</p> <p>Z. Yang, H. Zhang, J. Falck, R. Koehler (USA)</p> | 663 |

| Board No. | | Index No. |
|-----------|--|-----------|
| 362 | INVOLVEMENT OF MIR-181C IN CLINICAL ACUTE ISCHEMIC STROKE AND EXPERIMENTAL STROKE | 664 |
| | H. Zhao , Z. Tao, R. Wang, F. Yan, X. Ji, Y. Luo (China) | |

CEREBRAL ISCHEMIA: REPERFUSION

| | | |
|-----|---|-----|
| 363 | COMBINED LATE TISSUE PLASMINOGEN ACTIVATOR AND ISCHEMIC POSTCONDITIONING: POSSIBLE ROLE OF REPERFUSION REDUCTION IN NEUROPROTECTION FOLLOWING EMBOLIC STROKE | 665 |
| | M. Allahavakoli , J. Mashayekhiazar (Iran) | |
| 364 | ANGIOTENSIN-(1-7) INCREASES TISSUE SALVAGE FOLLOWING FOCAL CEREBRAL ISCHAEMIA WITH REPERFUSION. | 666 |
| | M. Arroja , E. Reid, W. Holmes, S. Nicklin, L. Work, C. McCabe (United Kingdom) | |
| 365 | ISCHEMIC INJURY MONITORED WITH A NOVEL MICROPERFUSION DEVICE UNVEILS THE ROLE OF PH IN I/R INJURY | 667 |
| | S. Bhowmick , J. Moore, K. Drew (USA) | |
| 366 | TOLERANCE TO ISCHEMIA IS MODULATED IN PART VIA TARGETING NITRIC OXIDE SIGNALING PATHWAY BY AN ENDOGENOUS FACTOR, NEUROGLOBIN | 668 |
| | S. Bhowmick , K. Drew (USA) | |
| 367 | PERICYTES ON MICROVESSELS PREVENT COMPLETE REPERFUSION AFTER RETINAL ISCHEMIA | 669 |
| | L. Alarcon-Martinez, M. Yemisci, J. Schallek, K. Kiliç, T. Dalkara (Turkey) | |
| 368 | IRON OVERLOAD ANTICIPATES THE SIDE EFFECT OF HEMORRHAGIC TRANSFORMATION AFTER EXPERIMENTAL ISCHEMIA. | 670 |
| | I. García-Yébenes , P. Negro, C. Avendaño, P. López-G, D. Fernández-López, M.C. Godino, J.M. Pradillo, M. Castellanos, A. Dávalos, M.A. Moro, I. Lizasoain (Spain) | |
| 369 | REAL-TIME TRANSCRANIAL OPTICAL MONITORING OF MICROVASCULAR CEREBRAL BLOOD FLOW AND OXYGENATION IN ACUTE ISCHEMIC STROKE AFTER RECOMBINANT TISSUE PLASMINOGEN ACTIVATOR TREATMENT | 671 |
| | C. Gregori , P. Zirak, I. Blanco, L. Dinia, R. Marín-Bueno, J. Martí-Fàbregas, T. Durduran, R. Delgado-Mederos (Spain) | |
| 370 | THE EFFECT AND SAFETY OF EARLY STA-MCA BYPASS IN ACUTE ISCHEMIC STROKE | 672 |
| | P.W. Huh , T.Y. Won, S.B. Lee, D.S. Yoo, T.G. Lee, K.S. Cho (Korea) | |

| Board No. | | Index No. |
|--------------|---|--------------|
| 371 | MILD HYPOTHERMIA PROTECTS THE BRAIN FROM ISCHEMIA/REPERFUSION BY ATTENUATING P63/P73-INDUCED APOPTOSIS THROUGH IASPP X. Liu , S. Zhao, F. Yan, J. Kang, C. Zhang, H. Zhao, Y. Luo, X. Ji (China) | 673 |
| 372 | EFFECTS OF GHRELIN ON NITRIC OXIDE PRODUCTION, HYDROXYL RADICAL METABOLISM DURING CEREBRAL ISCHEMIA AND REPERFUSION IN MICE R. Nishioka , Y. Ito, M. Yamazato, M. Hirayama, A. Tanaka, A. Miyake, T. Sasaki, K. Takahashi, T. Yamamoto, N. Araki (Japan) | 674 |
| 373 | BRAIN INJURY FOLLOWING RECURRENT CEREBRAL ISCHEMIA: EFFECT OF RECOVERY TIME BETWEEN ISCHEMIC INSULTS U. Tuor , M. Qiao, Z. Zhao, P. Barber, T. Foniok, D. Rushforth (Canada) | 675 |
| 374 | EFFECTS OF RAPAMYCIN ON CEREBRAL OXYGEN SUPPLY AND CONSUMPTION DURING REPERFUSION AFTER CEREBRAL ISCHEMIA H. Weiss , O.Z. Chi, X. Liu (USA) | 676 |

PRECONDITIONING AND POST-CONDITIONING

| | | |
|-----|---|-----|
| 375 | COMBINED PROTECTIVE EFFECTS OF HYPOTHERMIA AND HYPOXIC POSTCONDITIONING IN RAT ORGANOTYPIC HIPPOCAMPAL SLICE CULTURES N. Jones , L.J. Thai (Australia) | 677 |
| 376 | PERI-INFARCT DEPOLARIZATIONS IN THE SPONTANEOUSLY HYPERTENSIVE RAT. EFFECT OF PRECONDITIONING BY ANESTHESIA AND CORTICAL LESIONS L. Zhao , K. Kudo, T. Nowak (USA) | 678 |
| 377 | POST-STROKE LIMB CONDITIONING INDUCED BENEFITS OCCUR THROUGH MODULATING PERIPHERAL IMMUNITY J. Yang , C. Beltran, S. Cho (USA) | 679 |

CEREBRAL METABOLIC REGULATION

| | | |
|-----|--|-----|
| 378 | THE EFFECTS OF CAPILLARY TRANSIT TIME HETEROGENEITY (CTH) ON BRAIN OXYGENATION H. Angleys , L. Østergaard, S.N. Jespersen (Denmark) | 680 |
| 379 | BRAIN GLUCOSE AND KETONE METABOLISM IN ADULTS DURING MODERATE DIET-INDUCED KETOSIS: A DUAL TRACER QUANTITATIVE PET-MRI STUDY A. Courchesne-Loyer , C.A. Castellano, V. St-Pierre, M. Hennebelle, S. Tremblay, M. Lepage, T. Fülöp, E. Turcotte, S.C. Cunnane (Canada) | 681 |

Board
No.Index
No.

- 380 **MAGNETIC RESONANCE IMAGING FINDINGS IN HYPOGLYCEMIC ENCEPHALOPATHY** 682
T. Ikeda, T. Takahashi, M. Kanazawa, M. Nishizawa, T. Shimohata (Japan)
- 381 **FITTING 13C MRS DATA TO EVALUATE ALTERNATIVE METABOLIC PATHWAY MODELS FOR SYNAPTIC TRAFFICKING OF NEUROTRANSMITTER GLUTAMATE** 683
P. Maciejewski (USA)

CEREBROVASCULAR REGULATION

- 382 **HYPEROXIC GAS-INDUCED CHANGES IN TWO MODELS OF GLIOMA: AN MRI STUDY TO ASSESS BLOOD VOLUME AND OXYGEN SATURATION IN RATS.** 684
A. Chakhoyan, A. Corroyer-Dulmont, E. Petit, L. Chazalviel, J. Toutain, D. Divoux, M. Bernaudin, E.T. MacKenzie, O. Touzani, S. Valable (France)
- 383 **INVESTIGATING THE PHYSIOLOGICAL ORIGIN OF SPONTANEOUS CHANGES IN CEREBRAL HAEMODYNAMICS FOLLOWING BRAIN INJURY.** 685
A. Edwards-Bailey, D. Highton, I. Tachtsidis, M. Smith (United Kingdom)
- 384 **ASSESSING BRAIN DAMAGE AFTER PERINATAL HYPOXIC-ISCHAEMIA USING AN AUTOMATED PROTOCOL FOR COMBINED REGIONAL ANALYSIS OF THE CEREBRAL BLOOD FLOW AND MR SPECTROSCOPY** 686
M. Sokolska, C. Uria-Avellanal, M.J. Cardoso, M. Proisy, A. Bainbridge, S. Ourselin, D. Thomas, N. Robertson, **X. Golay** (United Kingdom)
- 385 **ASTROCYTES CONTRIBUTE TO THE CEREBRAL BLOOD FLOW RESPONSE TO HYPERCAPNIA** 687
C. Howarth, B.A. Sutherland, H.B. Choi, C. Martin, B.L. Lind, L. Khennouf, J.M.P. Pakan, G.C.R. Ellis-Davies, M.J. Lauritzen, N.R. Sibson, A.M. Buchan, B.A. MacVicar (United Kingdom)
- 386 **CHANGES IN EFFECTIVE DIFFUSIVITY FOR OXYGEN DURING NEURAL ACTIVATION AND DEACTIVATION ESTIMATED FROM CHANGES IN CAPILLARY DIAMETER MEASURED BY TWO-PHOTON LASER MICROSCOPE** 688
H. Ito, H. Takuwa, Y. Tajima, H. Kawaguchi, Y. Ikoma, C. Seki, M. Ibaraki, K. Masamoto, I. Kanno (Japan)
- 387 **CHARACTERIZATION OF CHANGE IN CEREBRAL MICROVASCULAR NETWORK IN RESPONSE TO HYPERCAPNIA THROUGH CAROTID ARTERY INJECTION OF FLUORESCENT DEXTRAN** 689
L. Joo, M. Koletar, L. Thomason, A. Dorr, B. Stefanovic (Canada)

| Board No. | | Index No. |
|-----------|--|-----------|
| 388 | BRAIN MICROVASCULAR ENDOTHELIAL CELLS EXPRESS CONSTITUTIVELY ACTIVE NEURONAL NITRIC OXIDE SYNTHASE DISTINCT FROM THE ISOFORM EXPRESSED IN NEURONS | 690 |
| | N.R. Peterson, V.N. Sure, A.O. Gordon, G. Rajaprabhakaran, S. Dutta, D. Liu, I. Rutkai, D.W. Busija, P.V.G. Katakam (USA) | |
| 389 | ACUTE HYPONATREMIA IMPAIRES FUNCTION OF LARGE CONDUCTANCE CALCIUM-ACTIVATED POTASSIUM CHANNELS (BKCA) IN THE MIDDLE CEREBRAL ARTERY OF THE RAT. | 691 |
| | M. Aleksandrowicz , B. Dworakowska, E. Kozniewska, E. Kozniewska (Poland) | |
| 390 | EFFECTS OF PHYSICAL EXERTION AND HEAT ON CEREBROVASCULAR RESPONSE IN PROFESSIONAL FIREFIGHTERS | 692 |
| | J.P. Neary , M. Butz, B.G. Dahlstrom, J. Smirl, S. Bishop (Canada) | |
| 391 | INTERACTION OF INTRACRANIAL PRESSURE AND CEREBRAL PERFUSION PRESSURE IN ISCHEMIC INJURY OF THE HEALTHY RAT BRAIN. | 693 |
| | X. Dai, O. Bragina, T. Zhang, Y. Yang, G. Rao, D. Bragin, G. Statom, E. Nemoto (USA) | |
| 392 | ACUTE INCREASES IN SYMPATHETIC TONE DURING COLD PRESSOR TEST RESULTS IN INCREASED GLOBAL BRAIN BLOOD FLOW | 694 |
| | J.M. Serrador , L.A. Reyes, M. Blatt, B. Ghobreal, M. Falvo (USA) | |
| 393 | CEREBRAL AUTOREGULATION IN PATIENTS WITH SEVERE BRAIN INJURY | 695 |
| | C.G. Riberholt , N.D. Olesen, M. Thing, T.H. Petersen, J. Mehlsen (Denmark) | |
| 394 | CEREBRAL OXYGENATION DURING TILT IN SEVERE BRAIN INJURY | 696 |
| | C.G. Riberholt , N.D. Olesen, M. Thing, T.H. Petersen, J. Mehlsen (Denmark) | |
| 395 | CHRONIC ANGIOTENSIN IV ADMINISTRATION RESCUES CEREBROVASCULAR DEFICITS IN A MOUSE MODEL OF ALZHEIMER'S DISEASE | 697 |
| | J. Royea , P. Martinot, X.K. Tong, E. Hamel (Canada) | |
| 396 | INTRACRANIAL PRESSURE IS A PHYSIOLOGICAL STRESSOR THAT DETERMINES SYMPATHETIC NERVOUS SYSTEM ACTIVITY | 698 |
| | E. Schmidt , F. Despas, A. Pavy- Le Traon, M. Czosnyka, J.D. Pickard, K. Rahmouni, A. Pathak, J.M. Senard (France) | |
| 397 | RUGBY PLAYERS WITH CONCUSSIONS DEMONSTRATE INCREASED BLOOD PRESSURE AND ESTIMATES OF INTRACRANIAL PRESSURE IMMEDIATELY POST CONCUSSION WHILE CEREBRAL AUTOREGULATION REMAINS INTACT | 699 |
| | J. Serrador , J. Tosto, L. Reyes, M. Blatt, J. Klein, B. Ghobreal, M. Falvo (USA) | |

| Board No. | | Index No. |
|-----------|--|-----------|
| 398 | EFFECT OF MENSTRUAL CYCLE ON CEREBRAL BLOOD FLOW REGULATION IN YOUNG WOMEN A. Fox , M. Favre, J. Serrador (USA) | 700 |
| 399 | MECHANISTIC PATHWAYS UNDERLYING ALTERED NEUROVASCULAR COUPLING IN BRAIN METASTASIS M. Sarmiento Soto, S. Serres , C. Bristow, V. Economopoulos, J.R. Larkin, C. Escartin, G. Bonvento, N.R. Sibson (United Kingdom) | 701 |
| 400 | EFFECTS OF INTERNAL JUGULAR VEIN STENOSIS ON VENOUS COLLATERAL FLOW USING MAGNETIC RESONANCE IMAGING S. Sethi , G. Gadda, D. Utriainen, E.M. Haacke (USA) | 702 |
| 401 | IMPACT OF AUTONOMIC MODULATION DURING CEREBROVASCULAR REACTIVITY IN SMALL ARTERY STROKE K. Intharakham, K. Suwanprasert (Thailand) | 703 |
| 402 | HYPERCAPNIA-INDUCED CEREBRAL VASODILATION IS MEDIATED PREDOMINANTLY BY ENOS N. Terpolilli , A. Dienel, S. Schwarzmaier, N. Plesnila (Germany) | 704 |
| 403 | BEHAVIOR OF RED BLOOD CELLS IN INTRAPARENCHYMAL CAPILLARIES DURING CORTICAL SPREADING DEPRESSION OBSERVED WITH HIGH-SPEED CAMERA CONFOCAL FLUORESCENCE MICROSCOPE IN ANESTHETIZED MICE Y. Tomita , M. Uekawa, H. Toriumi, T. Osada, K. Masamoto, H. Kawaguchi, Y. Itoh, I. Kanno, N. Suzuki (Japan) | 705 |
| 404 | SUPPLY-DEMAND MISMATCH TRANSIENTS TRIGGER PERI-INFARCT DEPOLARIZATIONS IN ISCHEMIC PENUMBRA D. Von Bornstädt , M. Houben, J. Seidel, Y. Zheng, E. Dilekoz, T. Qin, N. Sandow, K. Sreekanth, K. Eikermann-Haerter, M. Endres, D. Boas, M.A. Moskowitz, E.H. Lo, J.P. Dreier, J. Woitzik, S. Sakadžić, C. Ayata (Germany) | 706 |
| 405 | THE EFFECT OF RAPAMYCIN ON COLLATERALS IN RODENT CEREBRAL ISCHEMIA USING NOVEL MULTI-SCALE DYNAMIC IMAGING MODALITIES J. Wang , X. Lin, Z. Mu, Z. Zhang, K. Jin, Y. Wang, G.Y. Yang (China) | 707 |
| 406 | EFFECT OF MAXIMAL BREATH HOLD APNEA ON PIAL ARTERY PULSATION AND SUBARACHNOID WIDTH IN HUMAN P.J. Winklewski , J. Wolf, E. Swierblewska, K. Kunicka, M. Gruszecki, W. Guminski, M. Wszedybyl-Winklewski, A.F. Frydrychowski, L. Bieniaszewski, K. Narkiewicz (Poland) | 708 |

| Board No. | | Index No. |
|-----------|---|-----------|
| 407 | ELECTRICAL COMMUNICATION IN THE CEREBRAL ARTERIES: IMPORTANCE TO GLOBAL BLOOD FLOW REGULATION AND STROKE INJURY A. Zechariah , U.I. Tuor, C.H. Tran, D.G. Welsh (Canada) | 709 |
| 408 | PERICYTE CONTROL OF THE MICROCIRCULATION IN ISCHEMIC BRAIN D. Zeppenfeld , W. Zhu, D. Hong, M. Grafe, J. Iliff, N. Alkayed (USA) | 710 |
| 409 | SKULL OPTICAL CLEARING FOR IMPROVING CEREBROVASCULAR IMAGING D. Zhu (China) | 711 |
| 410 | EFFECT OF ADRENALINE ON CEREBRAL BLOOD FLOW IN HEALTHY RATS AND RATS WITH INTRACRANIAL HEMORRHAGE E. Zinchenko , O. Semyachkina-Glushkovskaya, O. Sindeeva, M. Kassim (Russia) | 712 |

NEUROVASCULAR COUPLING

| | | |
|-----|---|-----|
| 411 | TUMOR EFFECTS ON BOLD FMRI SIGNAL IN BROCA'S AREA B. Hou, J. Bao , X.L. Zhang, B. Sanjay, J. Zhang, C. Jeffrey, Q. Wu (USA) | 713 |
| 412 | MAPPING LARGE-SCALE FUNCTIONAL CONNECTIONS WITH CHR2-EVOKED HEMODYNAMIC SIGNALS A.Q. Bauer , G. Baxter, A.W. Kraft, M.R. Bruchas, J.M. Lee, J.P. Culver (USA) | 714 |
| 413 | IN VIVO OPTOGENETIC MANIPULATION OF CELLS WITHIN THE NEUROVASCULAR UNIT LEADS TO LOCAL CHANGES IN NEURAL ACTIVITY T. Brown , C. Moore (USA) | 715 |
| 414 | DYNAMIC MAGNETISATION TRANSFER MRI: THE EFFECT OF CARDIAC PULSATION ON CELLULAR WATER EXCHANGE D. López , C.M. Kerskens (Ireland) | 716 |
| 415 | SIMULTANEOUS VISUALIZATION AND ANALYSIS OF CELLS AND BLOOD VESSELS IN A WHOLE MOUSE BRAIN B. Xiong, J. Wu, Q. Luo, H. Gong (China) | 717 |
| 416 | FUNCTIONAL ACTIVATION OF VISUAL CORTEX AND THE EFFECT ON CYTOCHROME C OXIDASE OXIDATION STATUS D. Highton , P. Phan, I. Tachtsidis, C.E. Elwell, M. Smith (United Kingdom) | 718 |
| 417 | ROLE OF NEUROTRANSMITTERS ON THALAMOCORTICAL REGULATION OF THE ACTIVATED BARREL CORTEX: A FUNCTIONAL MR SPECTROSCOPY STUDY. N. Just , R. Gruetter (Switzerland) | 719 |

| Board No. | | Index No. |
|-----------|---|-----------|
| 418 | CORTICAL SPREADING DEPRESSION AND IN VIVO CALCIUM IMAGING IN TRANSGENIC MICE WITH FAMILIAL HEMIPLEGIC MIGRAINE TYPE 1 L. Khennouf , B. Gesslein, A.M. Van Der Maagdenberd, M. Lauritzen (Denmark) | 720 |
| 419 | NEW MODEL FOR THE BOLD HEMODYNAMIC RESPONSE EVOKED BY BRIEF NEURAL ACTIVATION IN HUMAN CEREBRAL CORTEX J.H. Kim , D. Ress (USA) | 721 |
| 420 | HEMODYNAMIC AND NEURONAL RESTING STATE FUNCTIONAL CONNECTIVITY MAPPING IN THE AWAKE MOUSE BRAIN S. Kim , M.A. Shaik, Y. Ma, H.T. Zhao, M.G. Kozberg, V. Voleti, E.M.C. Hillman (USA) | 722 |
| 421 | SIMVASTATIN RESCUES IMPAIRED HIPPOCAMPAL NEUROVASCULAR COUPLING BY NORMALIZING VASCULAR REACTIVITY TO NEURONAL AND ASTROCYTIC STIMULATIONS IN APP TRANSGENIC MICE H. Girouard, L. Li , E. Hamel (Canada) | 723 |
| 422 | SPONTANEOUS OPTICAL NEURAL, HEMODYNAMIC AND METABOLIC SIGNALS TO ACCESS RESTING-STATE FUNCTIONAL CONNECTIVITY IN NORMAL AND DISEASED BRAIN J. Lu, B.I.N. Li, Q.I.N. Huang, D.O.N.G. Wen, S.H.E.N. Gui, P. Li (China) | 724 |
| 423 | LOCAL UP-REGULATION OF TISSUE PO2 BY CAPILLARY DILATIONS - A SIMULATION STUDY A. Lückner , B. Weber, P. Jenny (Switzerland) | 725 |
| 424 | COMPARING STIMULUS-EVOKED AND RESTING-STATE NEUROVASCULAR COUPLING WITH SIMULTANEOUS ELECTROPHYSIOLOGY, WIDE-FIELD NEURONAL GCAMP AND HEMODYNAMIC IMAGING Y. Ma , M. Kozberg, S. Kim, E. Hillman (USA) | 726 |
| 425 | NEUROVASCULAR COUPLING IN PRETERM NEONATES WITH INTRA-VENTRICULAR HEMORRHAGE: COMBINED HIGH DENSITY EEG-NIRS STUDY M. Mahmoudzadeh , G. Dehaene-Lambertz, M. Fournier, G. Kongolo, S. Goudjil, F. Wallois (France) | 727 |
| 426 | MULTIMODAL IMAGING OF NEUROVASCULAR COUPLING RELATIONSHIP BETWEEN SPONTANEOUS EEG, CMRO2 AND HEMODYNAMIC RESPONSES IN PRETERM INFANTS M. Nourhashemi , M. Mahmoudzadeh, G. Kongolo, S. Goudjil, F. Wallois (France) | 728 |
| 427 | FUNCTIONAL ULTRASOUND IMAGING OF INTRINSIC CONNECTIVITY IN THE LIVING RAT BRAIN WITH HIGH SPATIOTEMPORAL RESOLUTION B. Osmanski , S. Pezet, A. Ricobaraza, Z. Lenkei, M. Tanter (France) | 729 |

| Board No. | | Index No. |
|-----------|---|-----------|
| 428 | THE EFFECT OF GLUCOSE SUPPLY ON NEUROVASCULAR COUPLING IN ANESTHETIZED RATS S. Pinkernell , M. Beier, U. Lindauer (Germany) | 730 |
| 429 | TONIC BLOOD FLOW CONTROL BY ASTROCYTES D. Rosenegger , C.H. Tran, G.R. Gordon (Canada) | 731 |
| 430 | THE INFLUENCE OF ENDOTHELIAL DYSFUNCTION ON NEUROVASCULAR COUPLING M. Shaik , S. Kim, H. Zhao, E. Hillman (USA) | 732 |
| 431 | NEUROVASCULAR COUPLING DURING CEREBROVASCULAR REACTIVITY IN SMALL ARTERY STROKE BY NITRIC OXIDE, HYDROGEN PEROXIDE AND HEART RATE VARIABILITY K. Suwanprasert , K. Intharakham (Thailand) | 733 |
| 432 | DIAMETER CHANGES TO CEREBRAL BLOOD VESSELS DURING NEURAL ACTIVATION AND DEACTIVATION MEASURED BY TWO-PHOTON MICROSCOPY IN AWAKE MICE H. Takuwa , Y. Tajima, H. Kawaguchi, Y. Ikoma, C. Seki, K. Masamoto, I. Kanno, H. Ito (Japan) | 734 |
| 433 | EXPERIMENTAL NEUROVASCULAR UNCOUPLING PROMOTES COGNITIVE IMPAIRMENT IN MICE: IMPLICATIONS FOR BRAIN AND CEREBROMICROVASCULAR AGING S. Tarantini , T. Zsuzsanna, M. Valcarcel-Ares, S. Nataliya, E. Farkas, E. Hodges, R. Towner, F. Deak, W. Sonntag, A. Csiszar, P. Toth, Z. Ungvari (USA) | 735 |
| 434 | CORTICAL ARTERIOLES MODULATE ASTROCYTES CA2+ DYNAMICS C. Tran , G. Gordon (Canada) | 736 |
| 435 | DOPAMINE AND ALPHA2-ADRENOCEPTORS INTERACT TO MODULATE THE VASCULAR RESPONSE IN THE DORSAL HIPPOCAMPUS AFTER MESOLIMBIC DOPAMINE ACTIVITY A. Weitemier , T.J. McHugh (Japan) | 737 |
| 436 | COUPLING OF SPONTANEOUS AND SENSORY EVOKED HEMODYNAMIC SIGNALS TO NEURAL ACTIVITY IN THE BARREL CORTEX OF AWAKE MICE A. Winder , P.J. Drew (USA) | 738 |

NEUROVASCULAR UNIT

- 437 **HUMAN UMBILICAL CORD PERIVASCULAR CELL (HUCPVC) THERAPY FOR TRAUMATIC BRAIN INJURY: TARGETING THE NEUROVASCULAR UNIT.** 739
T. Barretto, E. Park, E. Liu, L. Maghen, S. Kenigsberg, A. Gauthier-Fisher, K. Park, A. Baker, C. Librach (Canada)
- 438 **AMYLOID BETA INTERFERES WITH ENDOTHELIAL PROGENITOR CELL ADHERENCE VIA MMP UPREGULATION** 740
K. Hayakawa, E. Lo (USA)
- 439 **ASTROCYTIC HMGB1 INDUCES AN ANGIOGENIC RESPONSE IN ENDOTHELIAL PROGENITOR CELLS** 741
K. Hayakawa, K. Arai, E. Lo (USA)
- 440 **PROGRANULIN MEDIATES NEUROVASCULAR PROTECTION VIA MULTIPLE THERAPEUTIC EFFECTS IN EXPERIMENTAL ACUTE ISCHEMIC STROKE** 742
M. Kanazawa, K. Kawamura, T. Takahashi, M. Miura, Y. Tanaka, M. Koyama, M. Toriyabe, H. Igarashi, T. Nakada, M. Nishizawa, M. Nishihara, T. Shimohata (Japan)
- 441 **HUMAN UMBILICAL CORD PERIVASCULAR CELLS (HUCPVCs) EXPRESS AND SECRETE NEUROTROPHIC FACTORS AND PROTECT SYMPATHETIC AXONS FROM DEGENERATION** 743
K. Park, T. Barretto, L. Maghen, S. Kenigsberg, A. Gauthier-Fisher, C. Librach (Canada)
- 442 **DIFFERENTIAL NEUROVASCULAR SUSCEPTIBILITY TO OXYGEN-GLUCOSE DEPRIVATION AND RESPONSE TO CYTOPROTECTION** 744
P. Rajput, J. Bai, P.D. Lyden (USA)
- 443 **PERICYTES INTERACT WITH OLIGODENDROCYTE PRECURSOR CELLS IN PERIVASCULAR REGION IN CEREBRAL WHITE MATTER** 745
 T. Maki, M. Maeda, M. Uemura, E. Lo, Y. Terasaki, A. Liang, **A. Shindo**, R. Takahashi, M. Ihara, K. Arai (USA)

OXIDATIVE MECHANISMS

- 444 EFFECTS OF NMDA RECEPTOR ANTAGONIST MEMANTINE ON NO PRODUCTION, HYDROXYL RADICAL METABOLISM AND ISCHEMIC CHANGE OF HIPPOCAMPAL CA1 DURING CEREBRAL ISCHEMIA AND REPERFUSION IN MICE 746
N. Araki, Y. Ito, T. Sasaki, M. Yamazato, R. Nishioka, M. Hirayama (Japan)
- 445 FRET PROBES VISUALIZE ERK AND JNK PHOSPHORYLATION AND CONSEQUENTLY CELL DIVISION OR CELL DEATH IN HT22 CELLS. 747
Y. Karasawa, H. Imai, K. Kunida, T. Tsuchiya, T. Wada, S. Kuroda, N. Saito (Japan)
- 446 NATURAL BIOACTIVE COMPOUNDS FROM RESOURCE ANIMALS : ANTIOXDATIVE AND CURATIVE EFFECT IN DISEASE MODEL CELLS 748
S.Y. KANG, M.H. HONG, M.J. YOU, S. YI, K.D. SONG, H.K. LEE, **S. KIM** (Korea)
- 447 COBALT CHLORIDE-INDUCED-CHEMICAL HYPOXIA PROVOKES CHANGES IN SUBCELLULAR LOCALIZATION OF HEMEOXYGENASE ISOFORMS. 749
J. Muñoz-Sanchez, M. Orozco-Ibarra, P. Maldonado, M. Chanez (Mexico)
- 448 EVALUATION OF SCAVENGING ACTIVITY AGAINST MULTIPLE SPECIES OF FREE RADICALS BY ELECTRON SPIN RESONANCE SPECTROSCOPY 750
O. Tokumar, K. Ogata, T. Kitano, I. Yokoi (Japan)
- 449 FOCAL ISCHEMIC INJURY WITH COMPLEX MIDDLE CEREBRAL ARTERY IN STROKE-PRONE SPONTANEOUSLY HYPERTENSIVE RATS WITH LOSS-OF-FUNCTION IN NADPH OXIDASES 751
H. Yao, M.Z. Ferdous, H.M. Zahid, H. Ohara, T. Nakahara, K. Matsumoto, T. Nabika (Japan)
- 450 CHRONOLOGICAL CHANGES OF GLUCOCORTICOID RECEPTORS IN THE HIPPOCAMPUS OF STREPTOZOTOCIN-TREATED TYPE 1 DIABETIC RATS 752
H. Shim, H. Baek, M. Shim, I. Hwang, J. Seong, Y. Yoon, S. Yi (Korea)
- 451 TIME-DEPENDENT CHANGES OF CALBINDIN D-28K AND PARVALBUMIN IMMUNOREACTIVITY IN THE HIPPOCAMPUS OF STREPTOZOTOCIN-TREATED TYPE I DIABETES 753
Y. Lee, H. Baek, H. Shim, S. Yi (Korea)

MOLECULAR MECHANISMS

- 452 LACTATE REGULATES PLASTICITY-RELATED GENE EXPRESSION IN NEURONS THROUGH A MECHANISM INVOLVING POTENTIATION OF THE NMDA RECEPTOR. 754
I. Allaman, E. Ruchti, P. Jourdain, J. Yang, G. Grenningloh, J.M. Petit, P.J. Magistretti (Switzerland)
- 453 ELAV/HU PROTEINS ARE DEFICIENT IN CONTROL HIPPOCAMPAL CA1: CONSEQUENCES FOR ISCHEMIC INJURY. 755
 H. Wang, **F. Anggraini**, X. Chen, D.J. DeGracia (USA)
- 454 INDICATIONS OF INCREASED BRAIN GLYCOLYSIS AND CITRIC ACID CYCLE ACTIVITY IN RATS ON A HIGH FAT KETOGENIC DIET: AN NMR STUDY WITH [1-13C]-GLUCOSE AND [2,4-13C2]-BETA-HYDROXYBUTYRATE. 756
S.C. Cunnane, M. Roy, M.C. Beauvieux, J. Naulin, D. El Hamrani, C.A. Castellano, J.L. Gallis, A.K. Bouzier-Sore (Canada)
- 455 AGONISTS OF PROTEASE-ACTIVATED RECEPTOR-1 MODULATE CELL DEGENERATION FROM RAT BRAIN. 757
L. Gorbacheva, I. Savinkova, S. Strukova, G. Reiser (Russia)
- 456 FACTOR(S) WITHIN CEREBROSPINAL FLUID POST-STROKE CAUSE INTRACRANIAL PRESSURE TO RISE IN HUMANS AND ANIMALS 758
R.J. Hood, D.D. McLeod, C.L. Logan, D.J. Beard, R. Li, N.J. Spratt (Australia)
- 457 PRETREATMENT BY FIBRATES REDUCED M. SMEGMATIS INFECTION IN HUMAN CELLS THROUGH PPAR INDEPENDENT PATHWAY 759
 M.H. HONG, S.Y. KANG, M.J. YOU, S. YI, K.D. SONG, H.K. LEE, **S. KIM** (Korea)
- 458 PRIOR EXPOSURE OF DIABETIC RATS TO RECURRENT HYPOGLYCEMIA EXACERBATES CEREBRAL ISCHEMIC DAMAGE VIA INCREASED INTRA-ISCHEMIC ACIDOSIS. 760
 A. Rehni, V. Shukla, **K.R. Dave** (USA)
- 459 TARGETING PROTEIN INTERACTIONS LINKING NEURONAL ENERGY METABOLISM AND ACUTE AND CHRONIC NEURODEGENERATION 761
P. Mergenthaler, D.W. Andrews (Canada)
- 460 INVESTIGATING METAL BINDING AND THE RESULTING CONFORMATIONAL CHANGES AND AGGREGATION OF MONOMERIC WILD-TYPE ALPHA-SYNUCLEIN AND A PHOSPHORYLATION MIMIC 762
A.R. Paskins, C.F. Dalton, C.J. Duckett, D.P. Smith (United Kingdom)

| Board No. | | Index No. |
|--------------|---|--------------|
| 461 | TRANSMISSION ELECTRON MICROSCOPY OF RETINAL PIGMENT EPITHELIUM IN VIGABATRIN-TREATED MICE: ENHANCED MITOCHONDRIAL NUMBERS ASSOCIATED WITH GABA-ELEVATION AND HOMOCARNOSINE-DEPLETION | 763 |
| | K. Vogel , E.W. Jansen, G.S. Salomons, K.M. Gibson (USA) | |

PHARMACOLOGY AND THERAPEUTICS

| | | |
|-----|--|-----|
| 462 | PHARMACOKINETIC EVALUATION AND METABOLITE IDENTIFICATION OF THE GHB RECEPTOR ANTAGONIST NCS-382 IN MOUSE AND HUMAN: TOWARDS A NOVEL THERAPY FOR SUCCINIC SEMIALDEHYDE DEHYDROGENASE DEFICIENCY. | 764 |
| | G.R. Ainslie , K.R. Vogel, K.M. Gibson (USA) | |
| 463 | TARGETED TEMPERATURE MANAGEMENT WITH A1 ADENOSINE AGONISTS IN CONJUNCTION WITH AMBIENT TEMPERATURE CONTROL IN RATS | 765 |
| | I. Bailey , C. Murphy, K. Drew, L. Bogren (USA) | |
| 464 | MONOACYLGLYCEROL LIPASE INHIBITORS REDUCE INFARCT VOLUME AND IMPROVE FUNCTIONAL OUTCOME IN A RAT MODEL OF FOCAL CEREBRAL ISCHEMIA | 766 |
| | S.H. Choi , A. Arai, A.C. Silva (USA) | |
| 465 | NARINGIN REVERSES MEMORY DEFICITS AND RESTORES DECREASED PHOSPHO-GSK3 IN THE HIPPOCAMPUS IN INTRACEREBROVENTRICULAR STREPTOZOTOCIN INDUCED ALZHEIMER'S DISEASE MODEL. | 767 |
| | M. Golechha , J. Bhatia, U. Chaudhry, D. Saluja, D. Arya (India) | |
| 466 | RAPAMYCIN RESTORES CEREBRAL BLOOD FLOW AND BLOOD BRAIN BARRIER INTEGRITY IN COGNITIVELY HEALTHY APOE4 CARRIERS | 768 |
| | A. Lin , V. Galvan, A. Richardson (USA) | |
| 467 | ANGIOTENSIN RECEPTOR BLOCKER CANDESARTAN AS A POTENTIAL THERAPEUTIC TREATMENT IN A MOUSE MODEL OF ALZHEIMER'S DISEASE | 769 |
| | L.J. Trigiani , L. Zhang, X.K. Tong, Y. Papadopoulos, J. Royea, E. Hamel (Canada) | |
| 468 | SYNERGISTIC USE OF GENIPOSIDE AND GINSENOSEIDE RG1 BALANCE MICROGLIAL TNF-α AND TGF-β1 FOLLOWING ISCHEMIC INJURY | 770 |
| | J. Wang , H. Lei, H.U.I. Zhao (China) | |

STEM CELLS AND CELL THERAPY

- 469 RELATIONSHIP BETWEEN INTRA-ARTERIAL ADMINISTRATION OF STEM CELLS, BIODISTRIBUTION AND ANIMAL SURVIVAL 771
F. Campos, B. Argibay, M. Pérez-Mato, I. López-Loureiro, R. Iglesias, M. Santamaría, T. Sobrino, J. Castillo (Spain)
- 470 HUMAN AMNION EPITHELIAL CELLS REDUCE INFARCT VOLUME, SPLENIC ATROPHY AND LUNG INFLAMMATION FOLLOWING ISCHEMIC STROKE IN MICE. 772
M.A. Evans, C.V. Gardiner-Mann, R. Lim, E.M. Wallace, G.R. Drummond, C.G. Sobey, B.R.S. Broughton (Australia)
- 471 MYOBLAST-MEDIATED CO-DELIVERY OF VEGF AND PDGF AFTER EXPERIMENTAL ENCEPHALOMYOSYNGIOSIS IMPROVES COLLATERALIZATION AND FUNCTIONAL OUTCOME IN A MODEL OF CHRONIC CEREBRAL HYPOPERFUSION 773
N. Hecht, A. Marushima, J. Woitzik, R.G. Barrera, A. Banfi, G. Von Degenfeld, P. Vajkoczy (Germany)
- 472 STEREOTACTIC TRANSPLANTATION OF STROMAL CELL-DERIVED FACTOR-1 GENE MODIFIED ENDOTHELIAL PROGENITOR CELL EFFECTIVELY ATTENUATED ISCHEMIC BRAIN INJURY IN MOUSE MODEL 774
Y. Li, G. Tang, Y. Liu, S. Chang, G.Y. Yang, Y. Wang (China)
- 473 WHITE MATTER REPAIR AFTER ADIPOSE TISSUE-DERIVED MESENCHYMAL STEM CELL ADMINISTRATION IN SUBCORTICAL ISCHEMIC STROKE 775
 M. Gutierrez-Fernandez, L. Otero-Ortega, J. Ramos-Cejudo, **B. Rodríguez-Frutos**, B. Fuentes, M.T. Vallejo-Cremades, T. Sobrino, T. Navarro-Hernanz, F. Campos, E. Medina, E. Díez-Tejedor (Spain)
- 474 SPATIOTEMPORAL RESPONSE OF NEURAL PROGENITORS IN THE ADULT SUBVENTRICULAR ZONE TO EXOGENOUS GROWTH FACTOR STIMULI. 776
T. OCHI, H. NAKATOMI, A. ITO, N. SAITO, S. OKABE, M. NAKAFUKU (Japan)
- 475 TRANSPLANTATION OF NEURAL STEM CELLS THAT OVEREXPRESS SOD1 ENHANCES AMELIORATION OF NEURONAL DAMAGE FROM INTRACEREBRAL HEMORRHAGE IN MICE 777
T. Wakai, H. Sakata, P. Narasimhan, H. Yoshioka, Y. Fukumoto, K. Kanemaru, T. Yagi, H. Kinouchi, P. Chan (Japan)
- 476 INTRA-ARTERIAL STEM CELL TREATMENT REDUCES INJURY IN A REPRODUCTIVELY SENESCENT RAT MODEL OF STROKE 778
D. Yavagal, P. Bhattacharya, W. Zhao, A. Khan, J. Hare, M. Perez-Pinzon, A. Raval (USA)
- 477 COMPARISON OF NEURAL DIFFERENTIATION BY NOGGIN ALONE OR NOGGIN PLUS SB431542 779
L. Ye (Australia)

BRAINPET: NOVEL RADIOTRACERS

-
- 478 **EVALUATION AND QUANTIFICATION OF 18F-FPEB AS RADIOLIGAND FOR PET IMAGING OF THE METABOTROPIC GLUTAMATE RECEPTOR 5 IN RAT BRAIN.** 780
B. De Laet, M. Koole, S. Celen, G. Leurquin-Sterk, G. Bormans, K. Van Laere, C. Casteels (Belgium)
-
- 479 **EFFECT OF LIGAND SIZE ON UPTAKE AND WASHOUT OF EPHA2 TARGETED THERANOSTICS FROM GLIOBLASTOMAS USING 64CU-PET** 781
S. Puttick, **N. Dowson**, M. Fay, C. Bell, J. Martin, S. Rose (Australia)
-
- 480 **MAPPING MAO-B WITH FLUORINE-18 LABELED DEUTERATED FLUORODEPRENYL (18F-FLUORODEPRENYL-D2). DEVELOPMENT, IN VITRO AUTORADIOGRAPHY AND IN VIVO EVALUATION IN NON-HUMAN PRIMATES.** 782
S. Nag, **P. Fazio**, M. Svedberg, N. Amini, L. Lehmann, G. Kettschau, T. Heinrich, S. Leesch, A. Catafau, A. Varrone, C. Halldin (Sweden)
-
- 481 **[18F]NIFENE NICOTINIC ACETYLCHOLINE RECEPTOR BINDING IN HUMANS** 783
P. Lao, T.J. Betthausen, A.T. Hillmer, S.A. Kuruvilla, A.T. Higgins, T.E. Barnhart, C.K. Stone, J. Mukherjee, B.T. Christian (USA)
-
- 482 **QUANTIFICATION OF INCREASED CEREBRAL 64CU UPTAKE IN TAU-P301L TRANSGENIC MOUSE MODEL OF ALZHEIMER'S DISEASE WITH 64CUCL2-PET/CT** 784
F. Peng, O. Muzik (USA)
-
- 483 **HIGH FAT DIET DECREASES BINDING OF N-11C-METHYL-JNJ-31020028 TO NEUROPEPTIDE Y2 RECEPTORS** 785
M. Winterdahl, H. Audrain, A. Møller, A.K.O. Alstrup, J. Scheel-Krüger, M.L. Kringelbach, A.M. Landau (Denmark)
-
- 484 **CHARACTERIZATION OF [11C]LU AE92686 AS A PHOSPHODIESTERASE 10A PET RADIOLIGAND IN THE MONKEY BRAIN** 786
K.C. Yang, V. Stepanov, N. Amini, S. Martinsson, A. Takano, J. Nielsen, B. Bang-Andersen, S. Grimwood, C. Halldin, L. Farde, S.J. Finnema (Sweden)

BRAINPET: NOVEL MODELING AND METHODS

- 485 UNIFIED THEORY OF SOKOLOFF'S MODEL AND RENKIN-CRONE'S MODEL 787
M. Kameyama, Y. Kimura (Japan)
- 486 UNCOVERING HIDDEN PHYSIOLOGICAL PARAMETERS BASED ON THE REALISTIC TISSUE SIMULATION 788
T. Ku, D. Lee, J. Lee, C. Choi (Korea)
- 487 COMPUTATION OF FULL PARAMETRIC IMAGES FOR REVERSIBLE TRACER OF FLT WITHIN REASONABLE TIME 789
N. Kudomi, Y. Maeda, T. Hatakeyama, Y. Yamamoto, N. Yoshihiro (Japan)
- 488 REFERENCE TISSUE DUAL TIME POINT QUANTIFICATION OF IRREVERSIBLE TRACER KINETICS APPLIED TO [18F]FDOPA 790
I. Lopes Alves, S. Meles, G. Stormezand, K.L. Leenders, R.A. Dierckx, A.M. Marques da Silva, M. Koole (Netherlands)
- 489 EVALUATION OF PERINIDAL CEREBRAL BLOOD FLOW AND METABOLISM USING A NOVEL QUANTITATIVE 150-PET METHOD IN PATIENTS WITH ARTERIOVENOUS MALFORMATION 791
D. Maruyama, J. Nakagawara, H. Iida, K. Koshino, N. Morita, Y. Abekura, E. Hamano, T. Satow, H. Kataoka, K. Iihara, J. Takahashi (Japan)
- 490 QUANTIFICATION OF [11C]RO15-4513 SPECIFIC BINDING AND SELECTIVITY IN VIVO. 792
J. Myers, R. Comley, R. Gunn (United Kingdom)
- 491 VOXEL-WISE QUANTIFICATION OF [11C]CURB IN HUMAN BRAIN WITH THE HIGH RESOLUTION RESEARCH TOMOGRAPH (HRRT) 793
P. Rusjan, I. Boileau, J. Tong, R. Mizrahi, A. Wilson, S. Houle (Canada)
- 492 EARLY DETECTION OF PRE-SYMPTOMATIC AD IN A COGNITIVELY HEALTHY POPULATION 794
S. Shokouhi, W.R. Riddle, H. Kang, B.P. Rogers (USA)
- 493 HYBRID DECONVOLUTION APPROACH FOR MODEL-FREE ESTIMATION OF NON-SPECIFIC BINDING IN PET STUDIES WITHOUT REQUIRING A REFERENCE REGION 795
F. Zanderigo, R.T. Ogden, J.J. Mann (USA)

BRAINPET: DATA ACQUISITION AND ANALYSIS

-
- 494 **MODEL SELECTION CRITERIA FOR DYNAMIC PET STUDIES** 796
S. Adriaanse, S.V.S. Golla, M. Yaqub, A.D. Windhorst, A.A. Lammertsma,
B.N.M. Van Berckel, R. Boellaard (Netherlands)
-
- 495 **[18F]DPA-714 BRAIN UPTAKE OVER A TWO YEARS PERIOD: STABILITY
IN HEALTHY CONTROL AND EVOLUTION IN THE EARLY STAGE OF ALZHEIMER'S
DISEASE** 797
C. Leroy, L. Hamelin, J. Lagarde, M.A. Peyronneau, C. Baron, H. Corne,
B. Kuhnast, P. Gervais, J.F. Mangin, M. Sarazin, M. Bottlaender (France)
-
- 496 **QUANTIFICATION OF ACETYLCHOLINESTERASE USING 11C-PMP PET
IN NORMALS: COMPARISON OF 3 DIFFERENT STRATEGIES** 798
C. Evenepoel, S.S.V. Golla, J. Schaefferbeke, N. Nelissen, M. Vandenbulcke,
M.S. Mohlapholi, G. Bormans, T. De Groot, R. Boellaard, R. Vandenberghe,
K. Van Laere, **P. Dupont** (Belgium)
-
- 497 **TEST-RETEST VARIABILITY OF [123I]CLINDE-SPECT BINDING IN HEALTHY
HUMAN SUBJECTS** 799
L. Feng, P. Jensen, A. Dyssegaard, G. Thomsen, K. Møller, D. Guilloteau,
C. Thomsen, J.D. Mikkelsen, C. Svarer, G.M. Knudsen, L.H. Pinborg (Denmark)
-
- 498 **SURFACE-BASED MODELLING OF MOLECULAR IMAGING MARKERS
IN PERI-INFARCT CORTEX** 800
T. Funck, M. Al-Kuwaiti, P. Zepper, C. Lepage, A. Evans, A. Thiel (Canada)
-
- 499 **PREDICTION OF THE LIKELIHOOD FOR SUBSEQUENT PHENOCONVERSION
IN RBD PATIENTS WITH METABOLIC NETWORK ACTIVITIES: AN EXPLORATORY
STUDY WITH FDG PET** 801
S. Peng, J. Ge, P. Wu, J. Wang, V. Dhawan, D. Eidelberg, C. Zuo, **Y. Ma** (USA)
-
- 500 **PARKINSON'S DISEASE-RELATED SPATIAL COVARIANCE PATTERNS
FROM A RESTING STATE FDG AND O15-WATER PET: COMPARISONS
OF NETWORK ACTIVITY MEASURED WITH FDG PET AND ASL MRI** 802
S. Peng, **Y. Ma**, P. Spetsieris, A. Ulug, V. Dhawan, D. Eidelberg (USA)
-
- 501 **IMPACT OF NEW SCATTER CORRECTION STRATEGIES ON HIGH-RESOLUTION
RESEARCH TOMOGRAPH PET STUDIES** 803
M. Mansor, R. Boellaard, M.C. Huisman, B.N.M. Van Berckel, A.A. Lammertsma,
F.H.P. Van Velden (Netherlands)

| Board No. | | Index No. |
|-----------|--|-----------|
| 502 | REFERENCE TISSUE METHODS FOR PET NUROIMAGING STUDIES REVISITED M. Nakano , H. Kuwabara, A.S. Guarda, L. Oswald, M.E. McCaul, G.S. Wand, D.F. Wong (USA) | 804 |
| 503 | INDIVIDUALIZED MAP OF 18F-FDG METABOLISM VARIATION: COMPARISON OF ON AND OFF DEEP BRAIN STIMULATION CONDITIONS IN SEVERE BRAIN INJURED PATIENTS. B. ROCHE , J.J. LEMAIRE, J.J. LEMAIRE, A. SONTHEIMER, A. SONTHEIMER, A. KELLY, F. FESCHET (France) | 805 |
| 504 | TOWARDS LESS-INVASIVE QUANTIFICATION OF [11C]PBR28: IMAGE-DERIVED AND POPULATION-BASED INPUT FUNCTIONS N. Kanegawa , M. Schain, K. Collste, N. Amini, A. Takano, C. Halldin, S. Cervenka, L. Farde, A. Varrone (Sweden) | 806 |
| 505 | VALIDATION OF PARTIAL VOLUME EFFECT CORRECTION BASED ON FRESURFER AND AAL SEGMENTATION M. Schain , Z. Cselényi, R. Arakawa, G. Rosenqvist, C. Halldin, L. Farde, A. Varrone (Sweden) | 807 |
| 506 | IMPROVED ACCURACY IN THE ESTIMATION OF THE DISTRIBUTION VOLUME OF [18F]MNI-659 IN CEREBELLUM M. Schain , P. Fazio, L. Mrzljak, N. Amini, N. Al-Tawil, C. Fitzer-Attas, J. Bronzova, B. Landwehrmeyer, C. Sampaio, C. Halldin, A. Varrone (Sweden) | 808 |
| 507 | EFFECT OF IMAGE RECONSTRUCTION ALGORITHMS IN PET ON THE EXPRESSION OF CHARACTERISTIC METABOLIC BRAIN NETWORK FOR PARKINSON DISEASE P. Tomse , M. Grmek, Z. Pirtosek, Y. Ma, V. Dhawan, D. Eidelberg, M. Trost (Slovenia) | 809 |
| 508 | PREDICTION OF ALZHEIMER'S DISEASE FROM AMYLOID-SS PROFILE IN BRAIN AND CEREBROSPINAL FLUID WITH COMBINED MULTIVARIATE ANALYSIS AND SUPPORT VECTOR MACHINE P.J. Toussaint , Y. Iturria-Medina, A.C. Evans (Canada) | 810 |
| 509 | A COMPARISON OF [18F]PBR111 BINDING POTENTIAL ESTIMATION METHODS IN THE RAT BRAIN FOLLOWING ACUTE ORGANOPHOSPHATE INTOXICATION Y. Ouyang , D.J. Rowland, D.A. Bruun, B.A. Hobson, S. Sisó, D.J. Tancredi, D.L. Kukis, C. Boosalis, P.J. Lein, S.R. Cherry (USA) | 811 |

BRAINPET: PRECLINICAL IMAGING

- 510 **EFFECT OF NORMOBARIC HYPEROXIA (NBO) ON HYPOXIC VOLUME AND INFARCT VOLUME FOLLOWING MIDDLE CEREBRAL ARTERY OCCLUSION (MCAO): AN 18F-FLUORO-MISONIDAZOLE (F-MISO) PET, MR AND TTC STUDY** 812
T.D. Fryer, S. Ejaz, D.J. Williamson, U. Jensen-Kondering, S.J. Sawiak, F.I. Aigbirhio, Y.T. Hong, **J.C. Baron** (United Kingdom)
- 511 **AMYLOID AND TAU DEPOSITION IN ALZHEIMER'S DISEASE PROGRESSION USING [C-11]PIB AND [F-18]THK-5117** 813
T. Betthausen, P. Lao, D. Murali, A. Higgins, T. Barnhart, S. Furumoto, N. Okamura, C. Stone, S. Johnson, B. Christian (USA)
- 512 **CHANGES IN CEREBRAL METABOLISM IN A PRECLINICAL MODEL OF BLAST-INDUCED TRAUMATIC BRAIN INJURY** 814
A. Divani, Y. Wang, A. Talan, A. Murphy, X. Zhu, W. Chen, J. Froelich, M. Pomper (USA)
- 513 **THE STRIATAL BINDING OF YOHIMBINE REFLECTS A PROPORTION OF ALPHA 2C ADRENERGIC RECEPTORS** 815
D.J. Doudet, K. Dinelle, V. Sossi, S. Jakobsen (Canada)
- 514 **INTERPRETING DIHYDROTETRABENAZINE BINDING DATA IN RODENT MODELS OF PARKINSONISM** 816
M. Mejias, K. Dinelle, V. Sossi, D. Doudet (Canada)
- 515 **EVALUATION OF [18F]PBR111 BINDING IN YOUNG AND AGED NON-HUMAN PRIMATE BRAINS WITH AND WITHOUT PHARMACOLOGICAL MODULATION** 817
R. Rajagovindan, A. Giamis, J. Wang, D. Reuter, M. Voorbach, A. Tovcimak, A. Basso, P. Jacobson, J. Beaver (USA)
- 516 **PET-FDG EVALUATION OF THE BRAIN GLUCOSE METABOLISM IN QUINPIROLE SENSITISED RATS AS A MODEL FOR OBSESSIVE-COMPULSIVE DISORDER** 818
S. Servaes, D. Glorie, J. Verhaeghe, S. Stroobants, S. Staelens (Belgium)
- 517 **CUMI-101 BINDS TO A1 ADRENOCEPTORS IN HUMAN CEREBELLUM AND IS NOT A SUITABLE REFERENCE REGION.** 819
S. Shrestha, K.J. Jenko, J.S. Liow, M. Ikawa, S.S. Zoghbi, R.B. Innis (USA)
- 518 **EVALUATION OF [11C]PBR28 PET IMAGING TO DETECT CHANGES IN MICROGLIAL ACTIVATION IN MOUSE MODELS OF ALZHEIMER'S DISEASE** 820
S.P. Tang, N. Mirzaei, C. Coello, S. Ashworth, A. Weekes, C. Plisson, J. Passchier, R.J. Tyacke, D. Nutt, M. Sastre (United Kingdom)

| Board No. | | Index No. |
|-----------|---|-----------|
| 519 | LONGITUDINAL PET IMAGING OF ZQ175, A MOUSE MODEL OF HUNTINGTON'S DISEASE J. Häggkvist, M. Tóth, L. Tari , K. Varnäs, C. Dominguez, I. Munoz-Sanjuan, A. Varrone, C. Halldin, L. Mrzljak (Sweden) | 821 |
| 520 | PET IMAGE QUANTIFICATION IN RODENTS: UP TO NON-INVASIVE, STANDARDIZED IMAGING PROTOCOLS ALLOWING LONGITUDINAL STUDIES. N. Van Camp , M. Guerif, D. Chéramy, M. Guillemier, L. Eymin, D. Houitte, E. Diguët, G. Bonvento, P. Hantraye | 822 |
| 521 | IN VIVO COMPARISON OF TAU-SPECIFIC RADIOLIGANDS IN THE NORMAL RAT BRAIN AND IN VARIOUS RAT MODELS OF SPORADIC AND FAMILIAL TAUOPATHY USING PET IMAGING N. Van Camp , M. Guillemier, K. Cambon, M. D'Orange, Y. Bramoullé, L. Eymin, G. Auregan, M. Guerif, D. Chéramy, C. Josephine, N. Dufour, M.C. Gaillard, A.M. Chollet, E. Diguët, M. Colin, L. Buée, A. Bemelmans, P. Hantraye | 823 |
| 522 | CHRONIC ETHANOL EXPOSURE AND WITHDRAWAL UPREGULATES TSPO, A MARKER OF NEUROINFLAMMATION P. Georgiou, M. Sklirou, N. Kalk, A. Lingford-Hughes, S.M.O. Hourani, I. Kitchen, A. Bailey, L. Wells (United Kingdom) | 824 |
| 523 | IMAGING DOPAMINE SYNTHESIS CAPACITY IN THE MALE RAT- A [18F]FDOPA POSITRON EMISSION TOMOGRAPHY STUDY M. Kokkinou, O. Howes, M. Veronese, A. Romiti, N. Keat, C. Coello, L. Wells (United Kingdom) | 825 |

BRAINPET: NEUROTRANSMITTER SYSTEM EVALUATION

| | |
|-----|--|
| 524 | IN VIVO POSITRON EMISSION TOMOGRAPHY (PET) EVALUATION OF TARGET OCCUPANCY OF ABT-419, A GLYCINE TRANSPORTER-1 (GLYT1) INHIBITOR, USING [18F]CFPYPB IN NON-HUMAN PRIMATES (NHP) AND HUMAN VOLUNTEERS 826 A.M. Basso , E. Bain, A.A. Othman, R. Rajagovindan, J.Q. Wang, A. Tovcimak, M.J. Voorbach, A. Giamis, D. Reuter, C. Kalvass, P. Jacobson, E. Van der Kam, B. Behl, B. Rendenbach-Mueller, S. Dutta, G.B. Fox, J. Beaver (USA) |
| 525 | CHARACTERIZATION OF MGLUR5 AVAILABILITY MEASURED BY HIGH-RESOLUTION [11C]ABP688 PET IN HEALTHY CONTROLS 827 J.M. DuBois , O.G. Rousset, J. Rowley, M. Porras-Betancourt, A.J. Reader, A. Labbe, G. Massarweh, J.P. Soucy, P. Rosa-Neto, E. Kobayashi (Canada) |

| Board No. | | Index No. |
|-----------|--|-----------|
| 526 | PET EVALUATION OF GABA SENSITIVITY OF BENZODIAZEPINE (BZD) SITE AGONIST [11C]RO6899880 IN THE MONKEY BRAIN S.J. Finnema , V. Stepanov, N. Amini, S. Martinsson, E. Borroni, M. Honer, L. Gobbi, S. Grimwood, L. Farde, C. Halldin (Sweden) | 828 |
| 527 | BRAIN SEROTONIN TRANSPORTER BINDING IN A MINIPIG MODEL OF PARKINSON'S DISEASE T. Pinholt Lillethorup , A. N. Glud, S. Jakobsen, A. K. O. Alstrup, A. Møller, J.C. Sørensen, D.J. Doudet, A.M. Landau (Denmark) | 829 |
| 528 | CHARACTERIZING THE RELATIONSHIP BETWEEN DOPAMINE D2 RECEPTOR OCCUPANCY AND PLASMA LEVELS OF HALOPERIDOL IN NON-HUMAN PRIMATES USING [18F]-FALLYPRIDE R. Rajagovindan , J. Wang, A. Tovcimak, M. Voorbach, D. Reuter, A. Giamis, A. Basso, P. Jacobson, J. Beaver (USA) | 830 |
| 529 | IN VIVO GLUTAMATE FLUCTUATIONS: A GLT-1 CHALLENGE WITH CEFTRIAZONE AND [11C]ABP688 E. Zimmer , M. Parent, M. Shin, A. Aliaga, A. Aliaga, M. Luc, J. Soucy, A. Gratton, P. Rosa-Neto (Canada) | 831 |
| 530 | MAPPING HUMAN BRAIN FATTY ACID AMIDE HYDROLASE ACTIVITY WITH PET – EFFECT OF C385A GENETIC POLYMORPHISM ON [11C]CURB BINDING I. Boileau, R.F. Tyndale, B. Williams, E. Mansouri, Q. Zhou, V. De Luca, D. Westwood, P. Rusjan , R. Mizrahi, R. Bazinet, A.A. Wilson, S. Houle, S.J. Kish, J. Tong (Canada) | 832 |
| 531 | CHANGES OF METABOTROPIC GLUTAMATE RECEPTOR TYPE 1 BINDING OF [11C]ITMM BY AGING M. Sakata , J. Toyohara, K. Wagatsuma, K. Ishibashi, K. Ishii, M.R. Zhang, K. Ishiwata (Japan) | 833 |
| 532 | PRELIMINARY RESULTS SUGGEST POSITIVE CORRELATION ACROSS SUBJECTS BETWEEN PEAK HEIGHT OF DA RESPONSE TO CIGARETTE SMOKING AND SATISFACTION OF CRAVING IN FEMALE SMOKERS S. Wang , K.P. Cosgrove, E.D. Morris (USA) | 834 |
| 533 | DOPAMINE D1 LIGANDS SCH23390 AND NNC112 EXHIBIT PARTIAL AGONISTIC PROPERTIES AS MEASURED IN VIVO D. Wooten , J. Mandeville, J. Hooker, G. El Fakhri, N. Alpert, M. Normandin (USA) | 835 |

PSYCHIATRIC DISORDERS & ADDICTIONS

- 534 **GESTATIONAL AND POSTNATAL ETHANOL CONSUMPTION MODIFIES CART PEPTIDE SYSTEM IN RAT BRAIN: CORRELATES WITH ANXIETY, DEPRESSION AND MEMORY DEFICITS IN OFFSPRING** 836
M. DANDEKAR, A. Bharne, P. Borkar, D. Kokare, N. Subhedar (India)
- 535 **DYNAMIC MAGNETISATION TRANSFER MRI IN MAJOR DEPRESSION DISORDER: DELAYED TISSUE RESPONSE TO CARDIAC PULSATION IN THE BASAL GANGLIA.** 837
D. López, L. Tozzi, S. Joseph, V. O'Keane, T. Frodt, C.M. Kerskens (Ireland)
- 536 **SELF-TRANSCENDENCE TRAIT AND ITS RELATIONSHIP WITH IN VIVO SEROTONIN TRANSPORTER AVAILABILITY: A HIGH-RESOLUTION PET-MRI STUDY** 838
J.H. Kim, Y.D. Son, J.H. Kim, S.Y. Lee, Z.H. Cho (Korea)
- 537 **STUDIES ON THE ANIMAL MODEL OF POST-STROKE DEPRESSION WITH HIGH VALIDITY AND APPLICATION OF ATYPICAL ANTIPSYCHOTIC ARIPIPRAZOLE** 839
Y.R. Kim, H.N. Kim, S.M. Ahn, J.U. Baek, H.K. Shin, B.T. Choi (Korea)
- 538 **MECP2 SUMOYLATION AT LYS-412 RESCUES MECP2 MUTANT-INDUCED BEHAVIORAL DEFICITS IN A MOUSE MODEL OF RETT SYNDROME** 840
H.Y. Lee, D. Tai, Y.C. Liu, W.L. Hsu, Y.L. Ma (Taiwan)
- 539 **ASSESSING THE DOPAMINERGIC BASIS OF DELUSIONAL IDEATION: THE RELATIONSHIP BETWEEN D1 AND D2 RECEPTOR AVAILABILITY AND DELUSIONAL BELIEFS IN HEALTHY SUBJECTS** 841
G.J. Matheson, A. Louzolo, P. Plavén-Sigray, P. Stenkrona, L. Farde, M. Ingvar, P. Petrovic, S. Cervenka (Sweden)
- 540 **DIURNAL AND SEASONAL VARIATION OF THE BRAIN SEROTONIN SYSTEM IN HEALTHY MALE SUBJECTS** 842
G.J. Matheson, M. Schain, R. Almeida, J. Lundberg, Z. Cselényi, J. Borg, A. Varrone, L. Farde, S. Cervenka (Sweden)
- 541 **PET STUDY OF THALAMIC DOPAMINE D2-RECEPTORS IN DRUG-NAIVE PATIENTS WITH SCHIZOPHRENIA** 843
P. Ikonen, S. Cervenka, K. Collste, H. Fatouros-Bergman, G. Matheson, P. Plavén Sigray, A. Varrone, C. Halldin, L. Flyckt, L. Farde (Sweden)
- 542 **ELEVATED LEVELS OF ORBITOFRONTAL DOPAMINE D2-RECEPTORS IN PATIENTS WITH SOCIAL ANXIETY DISORDER** 844
P. Plavén Sigray, E. Hedman, P. Ikonen, G. Matheson, A. Forsberg, D. Djurfeldt, C. Rück, C. Halldin, N. Lindfors, S. Cervenka (Sweden)

| Board No. | | Index No. |
|-----------|--|-----------|
| 543 | NEURO-ANATOMY PERSPECTIVE AND FUNCTION IN CLASSIC HYSTERICAL PSYCHOSIS S. Trifu , E.G. Carp, A. Gutt, D. Braileanu (Romania) | 845 |
| 544 | A NEW METHOD FOR EVALUATION OF REGIONAL PERFUSION ABNORMALITIES OF MILD TRAUMATIC BRAIN INJURY WITH NEUROPSYCHOLOGICAL IMPAIRMENT USING STATISTICAL IMAGING ANALYSIS FOR TC-ECD SPECT G. Uruma , K. Hashimoto, M. Abo (Japan) | 846 |

DEMENTIA AND NEUROLOGICAL DISORDERS

| | | |
|-----|--|-----|
| 545 | CHARACTERIZATION OF CEREBROVASCULAR FUNCTION IN MICE WITH CEREBRAL SMALL VESSEL DISEASE M. Balbi , P. Hanecker, M. Dichgans, N. Plesnita (Germany) | 847 |
| 546 | MTRNR2L12: A CANDIDATE BLOOD MARKER OF EARLY ALZHEIMER'S DISEASE-LIKE DEMENTIA M. Bik-Multanowski , J.J. Pietrzyk, A. Madetko-Talowska, A. Grabowska (Poland) | 848 |
| 547 | GLOBAL GENE EXPRESSION PROFILING OF NEW ANIMAL MODEL FOR COGNITIVE DYSFUNCTION H. Lee, S. Choi , S. Lee, S. Cha, K. Yi, T. Kim, K. Chang (Korea) | 849 |
| 548 | NO RELATIONSHIP BETWEEN CORTICAL BETA-AMYLOID DEPOSITION AND CURRENT DEPRESSIVE SYMPTOMS IN ALZHEIMER'S DISEASE AND MILD COGNITIVE IMPAIRMENT J.K. Chung , E. Plitman, S. Nakajima, M. Chakravarty, F. Caravaggio, P. Gerretsen, Y. Iwata, A. Strafella, A. Graff-Guerrero (Canada) | 850 |
| 549 | PROTECTIVE POTENTIAL OF METFORMIN ON MEMBRANE LINKED FUNCTIONS IN DIABETIC AGING FEMALE RATS. P. Kumar , R. Kale, N. Baquer (India) | 851 |
| 550 | ASTROCYTE-DERIVED LIPOCALIN-2 MEDIATES HIPPOCAMPAL NEURONAL LOSS IN THE GLOBAL ISCHEMIC MODEL OF VASCULAR DEMENTIA K. Suk , J. Kim (Korea) | 852 |
| 551 | CORRELATION OF DOPAMINERGIC AND SEROTONERGIC DYSFUNCTION IN A RAT MODEL OF PARKINSON'S DISEASE J.Y. Choi, M.K. Lee, W.G. Cho, C.H. Lyoo , K.C. Lee, Y.H. Ryu (Korea) | 853 |

| Board No. | | Index No. |
|-----------|---|-----------|
| 552 | ASSOCIATION OF WHITE MATTER HYPERINTENSITIES AND COGNITION WITH AMBULATORY BLOOD PRESSURE MONITORING (ABPM). H. OHBA , F. YAMASHITA, M. KIN, Y. ISHIBASHI, H. YONEZAWA, H. OIKAWA, K. WATANABE, H. SAKASHITA, M. SASAKI, Y. TERAYAMA (Japan) | 854 |
| 553 | BRAIN HYPOMETABOLISM COINCIDES WITH OR PRECEDES CORTICAL THINNING IN PATIENTS WITH ALS-FTD V. Rajagopalan, E.P. Pioro (Neurological Institute) | 855 |
| 554 | STRONG IMPROVEMENT OF APOE/LDL-R SIGNALS AND AMYLOIDGENESIS BY TELMISARTAN IN POST-STROKE SHR-SR T. Yamashita , Y. Zhai, S. Kono, Y. Nakano, R. Morihara, K. Deguchi, K. Abe (Japan) | 856 |
| 555 | PROTECTIVE EFFECT OF TELMISARTAN AGAINST PROGRESSIVE OXIDATIVE BRAIN DAMAGE AND SYNUCLEIN PHOSPHORYLATION IN STROKE-RESISTANT SPONTANEOUSLY HYPERTENSIVE RATS A. Koji , Y. Fukui, T. Yamashita, Y. Nakano, R. Morihara, K. Deguchi (Japan) | 857 |
| 556 | CLINICAL FEATURES OF PATIENTS WITH SUSPECTED NON-ALZHEIMER PATHOLOGY (SNAP) M. YOSHITA , S. TUJI, K. YOKOYAMA, H. SAKAMOTO (Japan) | 858 |

BRAINPET: OTHER

| | | |
|-----|--|-----|
| 557 | INFLUENCE OF TSPO AFFINITY-BINDING ON [18F]DPA-714 WHOLEBODY BIODISTRIBUTION: A PET STUDY IN HEALTHY SUBJECTS AND ALZHEIMER PATIENTS G. Sayet, M.A. Peyronneau, P. Gervais, C. Baron, B. Kuhnast, M. Sarazin, M. Bottlaender (France) | 859 |
| 558 | IMAGING NEUROINFLAMMATION IN THE EARLY STAGE OF ALZHEIMER'S DISEASE: A PET STUDY USING [18F]DPA-714 C. Leroy, L. Hamelin, J. Lagarde, M.A. Peyronneau, H. Corne, M. Labit, P. Gervais, B. Kuhnast, C. Oppenheim, J.F. Mangin, M. Sarazin, M. Bottlaender (France) | 860 |
| 559 | EXPLORING THE REWARD VALUE OF SOCIAL RELATIONSHIPS AND DOPAMINE D2/3 RECEPTOR AVAILABILITY IN THE VENTRAL STRIATUM OF HUMANS WITH [11C]-(+)-PHNO F. Caravaggio , J.K. Chung, P. Gerretsen, G. Fervaha, S. Nakajima, E. Plitman, Y. Iwata, A. Wilson, A. Graff-Guerrero (Canada) | 861 |
| 560 | PARTIAL VOLUME CORRECTION OF BRAIN PET STUDIES USING ITERATIVE DECONVOLUTION IN COMBINATION WITH HYPR DENOISING S.V.S. Golla , M. Lubberink, A.A. Lammertsma, R. Boellaard (Netherlands) | 862 |

| Board No. | | Index No. |
|-----------|--|-----------|
| 561 | DECREASED REGIONAL CEREBRAL BLOOD FLOW EVOKED BY DYNAMIC EXERCISE: A POSITRON EMISSION TOMOGRAPHY STUDY M. Hiura , T. Nariai, K. Ishii, M. Sakata, K. Oda, J. Toyohara, K. Ishiwata (Japan) | 863 |
| 562 | [18F]FCWAY, A SEROTONIN 1A RECEPTOR RADIOLIGAND, IS A WEAK SUBSTRATE FOR EFFLUX TRANSPORTERS AT THE HUMAN BLOOD-BRAIN BARRIER J.S. Liow , S. Hu, M.D. Hall, C.S. Hines, S.S. Zoghbi, H.U. Shetty, V.W. Pike, W.C. Kreisl, P. Herscovitch, M.M. Gottesman, W.H. Theodore, R.B. Innis (USA) | 864 |
| 563 | [18F]T807 PET AND DIFFUSION TENSOR IMAGING REVEAL ASSOCIATION BETWEEN TAU PATHOLOGY AND NEURONAL FIBER INTEGRITY IN TRAUMATIC BRAIN INJURY M.D. Normandin , D.W. Wooten, X. Zhang, B. Ebrahimi, C. Huang, N. Atassi, K.A. Johnson, N. Zubcevic, R.D. Zafonte, G. El Fakhri (USA) | 865 |
| 564 | [18F]-RADIOLABELLING OF BASE SENSITIVE O-ARYLCARBAMATES USING A MOM PROTECTING GROUP; APPLICATION TO FAAH RADIOTRACERS A.A. Wilson , J. Hicks, J. Parkes, O. Sadovski, S. Houle (Canada) | 866 |

LATE BREAKING ABSTRACTS

| | | |
|-----|---|-----|
| 565 | MODELING THE HYPOXIC/ISCHEMIC BLOOD-BRAIN BARRIER USING INDUCED PLURIPOTENT STEM CELL SOURCE R. Patel, S. Page, L. Cucullo, A. Alahmad (USA) | 867 |
| 566 | USE IT OR LOSE IT: THE EFFECTS OF DETRAINING ON CEREBRAL BLOOD FLOW IN MASTER ATHLETES. A.J. Alfini , H. Oh, L.R. Weiss, T.S. Smith, B.P. Leitner, R. Toledo, S. Saheb, L.M. Guth, R.Q. Landers-Ramos, K. Corrigan, E.E. Spangenburg, J.M. Hagberg, J.C. Smith (USA) | 868 |
| 567 | INCREASED PHASIC RELEASE OF DOPAMINE IN THE RIGHT CAUDATE OF ADHD VOLUNTEERS R. Badgaiyan , S. Sinha, M. Sajjad, D.S. Wack (USA) | 869 |
| 568 | REDUCED TONIC RELEASE OF DOPAMINE IN THE RIGHT CAUDATE OF ADHD VOLUNTEERS R. Badgaiyan , S. Sinha, M. Sajjad, D.S. Wack (USA) | 870 |
| 569 | D-CYCLOSERINE TREATMENT IN A RAT STROKE MODEL INCREASES NMDA RECEPTOR AND BDMF LEVELS IN HIPPOCAMPUS A. Biegón , J. Dhawan (USA) | 871 |

| Board No. | | Index No. |
|-----------|---|-----------|
| 570 | AROMATASE AVAILABILITY IN AMYGDALA LINKED TO OBESITY AND SELF-CONTROL: PET STUDIES IN HEALTHY MEN AND WOMEN A. Biegón , T. Hidelbrandt, A. Nelly, S.W. Kim, J. Logan, D. Pareto, D. Schlyer, G.J. Wang, J. Fowler (USA) | 872 |
| 571 | APPL2 ATTENUATES ADULT NEUROGENESIS IN OLFACTORY BULB X. Chen , T. Yan, A. Xu, J. Shen (Hong Kong China) | 873 |
| 572 | CHARACTERIZATION OF A MELANOTRANSFERRIN DERIVED PEPTIDE CAPABLE OF DELIVERING THERAPEUTICS ACROSS THE BLOOD-BRAIN BARRIER. B.A. Eyford , M.M. Tian, M. Okon, L. McIntosh, T. Vitalis, R. Gabathuler, W.A. Jefferies (Canada) | 874 |
| 573 | CAUDATIN INHIBITS HUMAN GLIOMA CELLS GROWTH THROUGH TRIGGERING DNA DAMAGE-MEDIATED CELL CYCLE ARREST X. Fu, K.U.N. Wang, S. Zhang, Y. Hou, M. Yang, J. Sun, C. Fan , B. Sun (China) | 875 |
| 574 | ENHANCED NEUROPROTECTION OF MINIMALLY INVASIVE SURGERY JOINT LOCAL COOLING LAVAGE AGAINST ICH-INDUCED INFLAMMATION INJURY AND APOPTOSIS IN RATS Y. Hou, K.U.N. Wang, S. Zhang, M. Yang, J. Sun, X. Fu, C. Fan , B. Sun (China) | 876 |
| 575 | SELENOCYSTINE INDUCES S-PHASE ARREST IN HUMAN GLIOMA CELLS BY TRIGGERING ROS-MEDIATED DNA DAMAGE AND MODULATING ERK AND AKT PHOSPHORYLATION H. Yuan , K. Wang, S. Zhang, Y. Hou, M. Yang, C. Fan, B. Sun (China) | 877 |
| 576 | NARINGIN, A NATURAL COMPOUND PROTECTS AGAINST CEREBRAL ISCHEMIA-REPERFUSION INJURY THROUGH REDUCING PEROXYNITRITE J. FENG , J. SHEN, X. CHEN, H. CHEN, H. WU (Hong Kong China) | 878 |
| 577 | NEUROPROTECTIVE ROLE OF TRANSTHYRETIN THROUGH MEGALIN IN ISCHEMIC BRAIN INJURY J. Gomes , R. Nogueira, M. Vieira, M.J. Saraiva (Portugal) | 879 |
| 578 | COMPLEX CEREBRAL ANGIOARCHITURE AND NEURONAL METABOLISM LEAD TO WIDE VARIATIONS OF HEMATOCRIT, RBC SATURATION IN THE CAPILLARY BED I. Gould , P. Tsai, D. Kleinfeld, A. Linninger (USA) | 880 |
| 579 | CORRELATION ANALYSIS OF MOLECULAR BLOOD BRAIN BARRIER DISRUPTION MARKERS AND STROKE SEVERITY B. GUAN , J. SHEN (Hong Kong China) | 881 |

| Board No. | | Index No. |
|-----------|--|-----------|
| 580 | THE DOUBLE MODELS STUDY OF REGION BLOOD PERFUSION AND GLUCOSE METABOLISM OF THE PREFRONTAL LOBES IN DEPRESSED PATIENTS WITH FIRST-EPIISODE X. Junling , F. Chang, G. Yongju, S. Dapeng (China) | 882 |
| 581 | PRELIMINARY STUDY OF BRAIN GLUCOSE METABOLISM CHANGES IN PATIENTS WITH LUNG CANCER OF DIFFERENT HISTOLOGICAL TYPES G. Yongju , X. Junling, F. Chang, S. Dapeng (China) | 883 |
| 582 | BRAIN T2-WEIGHTED SIGNAL INTENSITY RATIO IN CHILDREN WITH SICKLE CELL DISEASE WITH AND WITHOUT STROKE F.J. Kirkham, S. Sahota , J. McSwiggan, J. Collinson (United Kingdom) | 884 |
| 583 | PERICYTE REGULATION OF NEUROVASCULAR COUPLING AND OXYGEN SUPPLY TO THE BRAIN K. Kisler , S.V. Rege, A.R. Nelson, A. Ramanathan, A. Ahuja, P.S. Tsai, D.A. Boas, S. Sakadžić, B.Z. Zlokovic (USA) | 885 |
| 584 | ACUTE KETAMINE INFUSION IN RAT DOES NOT AFFECT IN VIVO [11C]ABP688 BINDING TO METABOTROPIC GLUTAMATE RECEPTOR SUBTYPE 5 L. Kosten , D. Thomae, J. Verhaeghe, L. Wyffels, S. Stroobants, S. Staelens (Belgium) | 886 |
| 585 | A NEW METHOD TO CALCULATE BLOOD-BRAIN BARRIER PERMEABILITY ON A SINGLE CAPILLARY LEVEL IN LIVING MICE USING TWO-PHOTON MICROSCOPY N.P. Kutuzov , M. Lauritzen (Denmark) | 887 |
| 586 | DOES BRAIN ISCHAEMIA INDUCE CHANGES IN THE VASCULAR EFFECTS OF PROTEASE ACTIVATED RECEPTORS? F.F.Y. Lam , X. Zhen, E.S.K. Ng (Hong Kong China) | 888 |
| 587 | HIGH DOSE OF ATORVASTATIN INDUCES CEREBRAL HEMORRHAGE BY DAMAGING BLOOD VESSEL STABILITY VIA SMALL GTPASES MEDIATED SRC/VE-CADHERIN/CATENINS PATHWAYS IN HUMAN ENDOTHELIAL CELL S. Li, P.M. Hoi, S.M.Y. LEE (Macau) | 889 |
| 588 | NEURAL STEM CELL (NSC)-ENCODED HYPOXIA-INDUCIBLE FACTOR-1ALPHA(HIF-1ALPHA) PROMOTES THE ENDOGENOUS REGENERATIVE RESPONSE TO STROKE L. Li , L. Cunningham (USA) | 890 |
| 589 | FEEDING SUPPORT ALLOWS C57BL/6 MICE TO SURVIVE FILAMENT MCA OCCLUSION LONG-TERM A. Loubopoulos , U. Mamrak, F. Hellal, S. Roth, M. Balbi, A. Liesz, N. Plesnila (Germany) | 891 |

| Board No. | | Index No. |
|-----------|--|-----------|
| 590 | DERAILMENT IN NITRIC OXIDE-DEPENDENT NEUROVASCULAR AND NEUROMETABOLIC COUPLING IN AGING C.F. Lourenço , A. Ledo, R.M. Barbosa, J. Laranjinha (Portugal) | 892 |
| 591 | OXIDASE-BASED MICROBIOSENSOR FOR REAL TIME MONITORING OF GLUCOSE AND NEURONAL ACTIVITY IN AWAKE BEHAVING ANIMALS C.F. Lourenço , A. Ledo, G.A. Gerhardt, J. Laranjinha, R.B. Barbosa (Portugal) | 893 |
| 592 | NEUROVASCULAR COUPLING AND HEMODYNAMIC RESPONSES IN RAT: A SIMULTANEOUS ECOG-FNIRS STUDY M. Mahmoudzadeh , G. Dehaene-Lambertz, F. Wallois (France) | 894 |
| 593 | DECREASED MU-OPIOD RECEPTOR BINDING IN PATHOLOGICAL GAMBLING: A PET STUDY WITH [11C]CARFENTANIL J. Majuri , J. Joutsa, J. Johansson, K. Alakurtti, R. Parkkola, T. Lahti, H. Alho, E. Arponen, V. Kaasinen (Finland) | 895 |
| 594 | ON THE RELATIONSHIP BETWEEN INTRACRANIAL PRESSURE, BLOOD FLOW VELOCITY AND ARTERIAL BLOOD PRESSURE FOR PATIENTS WITH CLOSED TBI C. Marzban , S. Yuan, P. Mourad (USA) | 896 |
| 595 | ECM HYDROGEL INJECTION FOR THE TREATMENT OF STROKE: CHARACTERIZATION OF ACUTE HOST CELL INVASION. H. Ghuman, A. Massensini, T. Kim, C. Medberry, F. Nicholls, S. Badylak, M. Modo (USA) | 897 |
| 596 | IS SUSCEPTIBILITY TO SILENT CEREBRAL INFARCTION IN RELATIVES, AKIN TO "SODIUM SENSITIVITY" IN NORMOTENSIVE SUBJECTS, MEDIATED THROUGH CAPILLARY ENDOTHELIAL DYSFUNCTION AND CELLULAR MECHANISMS? J.B. Myers (Australia) | 898 |
| 597 | REGULATION OF NEUROPROTECTION-ASSOCIATED TRANSCRIPTION FACTOR NPAS4 IN NEUROINFLAMMATION K.M. Othonos , A. Leung, J. Quandt (Canada) | 899 |
| 598 | IDENTIFICATION OF DYSFUNCTIONAL STRESS RESPONSE PATHWAYS IN POST-ISCHEMIC BRAINS OF OLD MICE: IMPLICATIONS FOR IMPAIRED FUNCTIONAL RECOVERY FROM ISCHEMIC STRESS W. Paschen , S. Liu, H. Sheng, W. Yang (USA) | 900 |
| 599 | ROLE OF THE TYROSINE PHOSPHATASE STEP IN REGULATING POST-ISCHEMIC NEUROINFLAMMATION S. Rajagopal, C. Yang, R. Poddar, E. Candelario-Jalil, S. Paul (USA) | 901 |

| Board No. | | Index No. |
|-----------|---|-----------|
| 600 | <p>REVERSIBLE INACTIVATION MAPPING OF CORTICAL SITES REQUIRED FOR VOLUNTARY FORELIMB MOVEMENTS IN VGAT-CHR2 TRANSGENIC MICE.</p> <p>R. Katreddi, G. Silasi, J. Boyd, J. Le Due, S. Scott, T. Murphy (Canada)</p> | 902 |
| 601 | <p>A 4 DAY-CLINICAL MICRODIALYSIS MONITORING IN A PATIENT WITH TRAUMATIC BRAIN INJURY (TBI) SUGGESTS A POSSIBLE LINK BETWEEN BRAIN SEROTONIN AND CEREBRAL ENERGY METABOLISM</p> <p>B. Renaud, S. Parrot, D. Goncalves, M. Algoud, M. Gallet, F. Dailler, L. Denoroy (France)</p> | 903 |
| 602 | <p>CLINICAL NEUROCHEMISTRY OF SUBARACHNOID HEMORRHAGE (SAH)-OUTCOME PREDICTION BY MONITORING ENERGY BIOMARKERS: BRAIN ARTERIO-VENOUS VERSUS MICRODIALYSIS INVESTIGATIONS OF 18 PATIENTS WITH SEVERE SAH</p> <p>B. Renaud, Y. Tholance, G.K. Barcelos, F. Dailler, A. Perret-Liaudet (France)</p> | 904 |
| 603 | <p>PLANT NATURAL PRODUCT PUERARIN SUPPRESSED 6-HYDROXYDOPAMINE (6-OHDA)-INDUCED NEUROTOXICITY VIA INDUCING MITOCHONDRIAL ENZYME ARGINASE-2</p> <p>J. Zhao, L. Lao, J. Rong (Hong Kong China)</p> | 905 |
| 604 | <p>FACILITATING THE ADOPTION OF OXYGEN PARTIAL PRESSURE IMAGING WITH TWO-PHOTON MICROSCOPY</p> <p>S. Sakadžić, S.A. Vinogradov, D.A. Boas (Massachusetts General Hospital AND Harvard Medical School)</p> | 906 |
| 605 | <p>CONTRIBUTION OF THE K63-DEUBIQUITINASE CYLINDROMATOSIS (CYLD) TO NEURONAL CELL DEATH AFTER FOCAL CEREBRAL ISCHEMIA</p> <p>P. Scheffler, C. Schwicht, L. Meissner, F. Hellal, N. Plesnila (Germany)</p> | 907 |
| 606 | <p>FEASIBILITY OF DIFFUSE CORRELATION SPECTROSCOPY FOR PROLONGED MONITORING OF CEREBRAL AUTOREGULATION DURING NEUROCRITICAL CARE</p> <p>J. Selb, J. Sutin, P.I. Lin, S.C. Bechek, D.A. Boas, M.A. Franceschini, E.S. Rosenthal (USA)</p> | 908 |
| 607 | <p>MODULATION OF CEREBRAL ANGIOGENESIS: A THERAPEUTIC INTERVENTION TOWARDS ALZHEIMER'S DISEASE</p> <p>C. Singh (Canada)</p> | 909 |
| 608 | <p>ASSESSMENT OF REORGANIZATION OF CEREBRAL ACTIVATION DURING WALKING ALONG A COMPLEX PATHWAY AFTER A SUB-CORTICAL STROKE USING DYNAMIC UPTAKE OF 18F-FDG</p> <p>J.P. Soucy, C. Paquette (Canada)</p> | 910 |

| Board No. | | Index No. |
|-----------|--|-----------|
| 609 | INFLUENCE OF APOE 4 ON CSF BIOMARKERS OF THE NEUROVASCULAR UNIT DURING MILD DEMENTIA AND ALZHEIMER'S DISEASE M.D. Sweeney , A.P. Sagare, D.A. Nation, M.R. Halliday, A.M. Fagan, J.C. Morris, B.V. Zlokovic (USA) | 911 |
| 610 | IMAGING GLUCOSE ASSIMILATION IN MICE BRAIN WITH SUBCELLULAR RESOLUTION Y. Takado , G. Knott, B. Humbel, M. Masoodi, S. Escrig, A. Meibom, A. Comment (Switzerland) | 912 |
| 611 | NEONATAL DOMOIC ACID DECREASES IN VIVO BINDING OF [11C]YOHIMBINE TO ALPHA-2 ADRENOCEPTORS IN ADULT RAT BRAIN M.B. Thomsen , T.P. Lillethorup, S. Jakobsen, E.H. Nielsen, M. Simonsen, G. Wegener, R.A. Tasker, A.M. Landau (Denmark) | 913 |
| 612 | LONGITUDINAL [11C]PBR28 IMAGING OF ACUTE NEUROINFLAMMATION IN A CLINICALLY RELEVANT ISCHEMIC STROKE RAT MODEL M. Tóth , P. Little, F. Arnberg, J. Häggkvist, J. Mulder, A. Varrone, C. Halldin, B. Gulyás, S. Holmin (Sweden) | 914 |
| 613 | CEREBRAL DYSGEMIA OF CHILDREN AND TEENAGERS A. Tsokolov , V.N. Starykov (Russia) | 915 |
| 614 | AMPHETAMINE INDUCED PSYCHOMOTOR IMPROVEMENT IN RELATION TO STRIATAL DOPAMINE RELEASE IN HEALTHY SUBJECTS J. Van der Aart , H. Van Gorsel, M. De Kam, M. Yaqub, A.A. Lammertsma, B.N.M. Van Berckel, M. Timmers, P. De Boer, J.M. Van Gerven (Netherlands) | 916 |
| 615 | A COST EFFICIENT APPROACH TO CLARITY M. Vanagel , C. Frare, B. Rasley (USA) | 917 |
| 616 | PRELIMINARY FINDINGS OF DIFFUSION KURTOSIS IMAGING IN COMATOSE CARDIAC ARREST PATIENTS O. Wu , K. Mott, M. Villien, W.A. Copen, M.B. Westover, B.L. Edlow, J.L. Januzzi, J.T. Giacino, P.W. Schaefer, D.M. Greer, E.S. Rosenthal (USA) | 918 |

NON-REGISTERED ABSTRACTS

- 650 **STROKE RISK FACTORS AND THEIR INFLUENCE ON SURVIVAL OF PATIENTS DURING 28 POSTSTROKE DAYS** 919
S. Agaev, M. Azermacheva, O. Antuchova, V. Alifirova (Russia)
- 651 **PEDIATRIC STRIATAL WHITE MATTER IS RESISTANT TO ISCHEMIA-INDUCED DAMAGE** 920
J. Ahrendsen, S. Hickey, H. Grewal, R. Traystman, P. Herson, W. Macklin (USA)
- 652 **EFFECT OF DIETARY INCLUSION OF TWO GINGER VARIETIES ON ECTONUCLEOTIDASES AND ACETYLCHOLINESTERASE ACTIVITIES IN SYNAPTOSOMES FROM THE CEREBRAL CORTEX OF HYPERTENSIVE RATS** 921
A. Akinyemi, G. Oboh, M.R.C. Schetinger (Nigeria)
- 653 **CREATINE MONOHYDRATE SUPPLEMENTATION FOR 10 WEEKS HAS A POTENTIAL TO IMPROVE LEARNING AND MEMORY IN FEMALE ALBINO MICE FOLLOWING NEONATAL HYPOXIA ISCHEMIA ENCEPHALOPATHY** 922
R. Allah Yar, F. Iqbal, A. Akbar (Pakistan)
- 654 **COMPARATIVE STUDY OF RAPID-CYCLING IN BIPOLAR PATIENTS DEPENDENT ON AMPHETAMINE AND INDEPENDENT OF AMPHETAMINE REFERRED TO PSYCHIATRY CLINIC, KERMANSHAH, IRAN, 2012-2014** 923
J. Shakeri, H. Shakeri, F. Arman, M. Shakeri (Iran)
- 655 **SERUM AMYLOID A PLASMA LEVELS AS A PREDICTOR OF INFECTION IN ANEURYSMAL SUBARACHNOID HAEMORRHAGE** 924
L. Azurmendi, V. Degos, N. Tiberti, N. Kapandji, P. Sanchez, A. Sarrafzadeh, L. Puybasset, N. Turck, J.C. Sanchez (Switzerland)
- 656 **PERSISTENCE OF LEAD NEUROTOXICITY IN ADULT MALE WISTAR RAT: BEHAVIORAL AND HISTOLOGICAL ASPECTS** 925
F.Z. Azzaoui, H. Hami, A. Ahami, S. Boughribil, S. Boulbaroud, H. Bouamama, M. Najimi, F. Chigr (Morocco)
- 657 **NEUROPROTECTIVE EFFECT OF NEVIRAPINE ON CEREBRAL ISCHEMIC STROKE IN WISTAR RATS** 926
V. Bakshi, M. Raam (India)
- 658 **ENDOTHELIAL-GLIA ACTIVATION AND NEURODEGENERATION INDUCED BY CYANIDE TOXICITY AND GLOBAL VASCULAR OCCLUSION; A COMPARATIVE STUDY OF TWO RAT MODELS OF ISCHEMIA** 927
W.G. Balogun, O.M. Ogundele, P.A.O. Adeniyi, A.E. Cobham, A.O. Ishola, A. Amin (Nigeria)

| Board No. | | Index No. |
|-----------|--|-----------|
| 659 | CEREBRAL SMALL VESSEL DISEASE-RELATED PROTEASE HTRA1 PROCESSES LATENT TGF-β BINDING PROTEIN 1 AND FACILITATES TGF-β SIGNALLING N. Beaufort , E. Scharrer, E. Kremmer, V. Lux, M. Ehrmann, R. Huber, H. Houlden, D. Werring, C. Haffner, M. Dichgans (Ludwig Maximilians University) | 928 |
| 660 | IMPLICATION OF C4D IN PROGRESSION OF ISCHEMIC STROKE ON PATIENTS WITH LUPUS ERYTHEMATOSUS. S. Bebitov , K. Mirzaeva, G. Rakhimbaeva (Uzbekistan) | 929 |
| 661 | AGE AND GENDER FEATURES OF ENCEPHALOPATHY IN LUPUS ERYTHEMATOSUS S. Bebitov , K. Mirzaeva, N. Vahobova (Uzbekistan) | 930 |
| 662 | IMMUNOLOGICAL CHARACTERISTICS AND ANTIGENS OF HLA-SYSTEM IN NEURORHEUMATISM IN UZBEK POPULATION. S. Aslanova, S. Bebitov , F. Yunusov (Uzbekistan) | 931 |
| 663 | INFLUENCE OF ANGIOLIN ON NEUROAPOPTOSIS, CAUSED BY AN IMBALANCE OF REDOX POTENTIAL I.F. Belenichev , L.I. Kucherenko, N.V. Bukhtiyarova (Ukraine) | 932 |
| 664 | PREDICTIVE VALUE OF CIRCULATING VASCULAR ENDOTHELIAL GROWTH FACTOR-1 IN HYPERTENSIVE PATIENTS AFTER ACUTE ISCHEMIC STROKE A. Berezin , O. Lisovaya (Ukraine) | 933 |
| 665 | LACTATE TRANSPORT AND RECEPTOR ACTIONS IN RETINA L. Bergersen , M. Kolko (Norway) | 934 |
| 666 | OPTIMIZING CNS-DELIVERY BY LACTYL STEARATE-COUPLED LIPOSOMES M. Bhargava , S. Bhargava, V. Bhargava (India) | 935 |
| 667 | SURFACE MODIFIED SOLID LIPID NANOPARTICLES FOR THE TARGETED DELIVERY TO BRAIN: MANAGEMENT OF HIV-1 ASSOCIATED DEMENTIA M. Bhargava , S. Bhargava, V. Bhargava (India) | 936 |
| 668 | THE NEUROPROTECTIVE EFFECT OF LEPIDIUM MEYENII (MACA) IN ANIMAL MODEL OF MCAO. K. Taboada-Rosell , K.J. Vera-Lopez, B.S. Sousa, A.C. Tejada-Sebastiani, L.B. Torres, L.M. Quaglio, B.H.S. Araújo, L.R. Oliveira, T. Maher, A. Pino-Figueroa, F.R. Cabral (Brazil) | 937 |
| 669 | HEMODYNAMIC CHANGES WITHIN THE DOME OF HUMAN CEREBRAL ANEURYSMS IN RESPONSE TO ARTIFICIALLY-INDUCED INCREASES IN SYSTEMIC BLOOD PRESSURE H. Hasan , N. Chalouhi, B. Hindman, M. Todd (USA) | 938 |

| Board No. | | Index No. |
|-----------|---|-----------|
| 670 | ACTIVATION OF NMDA RECEPTORS CAUSES DISRUPTION OF MOUSE CEREBRAL ENDOTHELIAL CELLS-CONSTRUCTING TIGHT JUNCTION BARRIERS VIA MEK-/ERK1/2-MEDIATED ACTIVATION OF MMP-2/9 R. Chen , J. Chen, Y. Chang (Taiwan) | 939 |
| 671 | BLOOD VOLUME MEASUREMENTS BY DUAL T1 AND T2 MRI ACQUISITIONS WITH SINGLE T2 AGENT IN ACUTE ISCHEMIC RAT BRAIN J.Y. Suh, H. Jung, H.J. Cho, Y.R. Kim, J.K. Kim, G. Cho (Korea) | 940 |
| 672 | THE RELEVANCE OF SOME MEMORY DEFICITS IN A VALPROIC ACID-INDUCED RAT MODEL OF AUTISM A. Ciobica , R. Lefter, M. Paulet, Z. Olteanu (Romania) | 941 |
| 673 | PHYSICAL EXERCISING IS REDUCING ANXIETY, DEPRESSION AND MEMORY DEFICITS ASSOCIATED WITH A MPTP-INDUCED RAT MODEL OF PARKINSON'S DISEASE A. Ciobica , M. Paulet, R. Lefter, D. Timofte (Romania) | 942 |
| 674 | THE INTERACTION BETWEEN DECREASED SHORT-TERM SPATIAL MEMORY AND INCREASED OXIDATIVE STRESS IN A SCOPOLAMINE-INDUCED RAT MODEL OF ALZHEIMER'S DISEASE A. Ciobica , L. Hritcu, R. Lefter, B. Stoica, D. Timofte (Romania) | 943 |
| 675 | MEMORY DEFICITS IN A KETAMINE-INDUCED RAT MODEL OF SCHIZOPHRENIA A. Ciobica , M. Paulet, R. Lefter, L. Hritcu, Z. Olteanu, D. Timofte (Romania) | 944 |
| 676 | STUDYING PAIN MANIFESTATIONS IN AN MPTP-INDUCED RAT MODEL OF PARKINSON'S DISEASE A. Ciobica , R. Lefter, M. Paulet, V. Bild, D. Timofte (Romania) | 945 |
| 677 | ONE SINGLE ADMINISTRATION OF MPTP IS ENOUGH TO PRODUCE MEMORY DEFICITS IN A RAT MODEL OF PARKINSON'S DISEASE A. Ciobica , R. Lefter, M. Paulet, D. Timofte (Romania) | 946 |
| 678 | THE EFFECT OF MUSIC TRAINING PROGRAM ON DEVELOPMENT OF LANGUAGE, COGNITIVE AND MOTOR SKILLS IN CHILDREN USING COCHLEAR IMPLANTS; A RANDOMIZED CONTROL TRIAL S. Dastgheib , M. Riasi, M. Anvari, M.M. Ghasemi, M. Rajati (Iran) | 947 |
| 679 | THE EFFECTS OF MOZART'S MUSIC ON INTERICTAL ACTIVITY IN EPILEPTIC PATIENTS: SYSTEMATIC REVIEW AND META-ANALYSIS OF THE LITERATURE S. Dastgheib , P. Layegh, R. Sadeghi, M. Foroughipur, A. Shoeibi, A. Gorji (Iran) | 948 |

| Board No. | | Index No. |
|-----------|---|-----------|
| 680 | EVENT-RELATED HIGH FREQUENCY OSCILLATIONS IN THE AGING BRAIN M. Christov , J. Dushanova (Bulgaria) | 949 |
| 681 | GABAERGIC /GLUTAMATERGIC IMBALANCE RELATIVE TO NEUROINFLAMMATION AND DYSREGULATED REDOX STATUS IN AUTISM SPECTRUM DISORDERS A. El-Ansary , L. Al-Ayadhi (Saudi Arabia) | 950 |
| 682 | VITAMIN D STATUS ASSOCIATED WITH NEUROINFLAMMATION AND OXIDATIVE STRESS MARKERS IN AUTISTIC PATIENTS WITH VARYING COGNITIVE AND SOCIAL RESPONSIVENESS SCALES A. El-Ansary , L. Al-Ayadhi (Saudi Arabia) | 951 |
| 683 | DOES CANDESARTAN REDUCE BLOOD- BRAIN BARRIER PERMEABILITY IN TRAUMATIC BRAIN INJURY? M. Eslami , S. Khosravi koubanani, S. Shafa, M. Khaksari, Z. Soltani (Iran) | 952 |
| 684 | EARLY REPERFUSION AFTER ISCHEMIC STROKE CONDITIONS BRAIN VASCULAR RESPONSES RELATED TO GLIAL SCAR FORMATION D. Fernández-López , J. González-Hijón, I. García-Yébenes, A. Moraga, S. Palma, A. García-Culebras, P. Homar, V. Durán, A. Vega, I. Lizasoain, M.A. Moro (Spain) | 953 |
| 685 | EFFECT OF POST-FIXATION ON DIFFUSION TENSOR MRI AND IMMUNOISTOCHEMICAL STAININGS IN THE INFARCTED MOUSE BRAIN L. Fontana , P. Gelosa, A. Montini, U. Guerrini, E. Tremoli, M. Abbracchio, L. Sironi (Italy) | 954 |
| 686 | EXPERIMENTAL CEREBRAL MALARIA INDUCES CEREBRAL VASCULAR DYSFUNCTION AND COGNITIVE IMPAIRMENT VIA ENDOTHELIN A RECEPTOR SIGNALING B. Freeman , Y.C. Martins, F.P. Bruno, D.C. Spray, M.S. Desruisseaux (USA) | 955 |
| 687 | THE POTENTIAL ROLE OF SULFONYLUREA RECEPTOR 1 IN DEVELOPMENT AND THERAPY OF NEONATAL HEMORRHAGIC STROKE A. Gekalyuk , O.V. Semyachkina-Glushkovskaya, A. Shirokov, O.A. Sindeeva (Russia) | 956 |
| 688 | CEREBRAL HEMODYNAMIC RESPONSES TO HYPOCAPNIA AND HYPERCAPNIA: MULTI-WAVELENGTH TIME-RESOLVED STUDIES A. Geregá , W. Weigl, D. Janusek, M. Kacprzak, A. Liebert (Poland) | 957 |
| 689 | THE ROLE OF TOXIC PROINFLAMMATORY MEDIATOR-CYTOKINES IN CARDIOCEREBRAL SYNDROME E.I. Giyazitdinova , A.T. Azimov, Y.A. Musaeva, G.S. Rakhimbaeva, S. Musaev (Uzbekistan) | 958 |

| Board No. | | Index No. |
|-----------|--|-----------|
| 690 | ONE OF THE MAIN DIAGNOSTIC CRITERIA OF SMALL VESSELS DISEASE OF THE BRAIN E.I. Giyazitdinova , A.T. Azimov, S. Musaev, Y.A. Musaeva, G.S. Rakhimbaeva (Uzbekistan) | 959 |
| 691 | ELIMINATION OF HYPOKINESIA INDUCED CEREBRAL BLOOD FLOW AND MOTOR COORDINATION DISTURBANCES BY CITICOLINE T. Grigoryan , M. Balasanyan, K. Alikhanyan (Armenia) | 960 |
| 692 | FREE RADICAL DEPENDENT NEUROVASCULAR DE-COUPLING IN AN IN VITRO MODEL OF STATUS EPILEPTICUS L. Hasam Henderson , I. Papageorgiou, J. Swolinsky, V. Muoio, A. Friedman, R. Kovacs (Germany) | 961 |
| 693 | INFLUENCE OF Fisetin AGAINST HYPERHOMOCYSTEINEMIA INDUCED VASCULAR DEMENTIA AND POSSIBLE ROLE OF FOLIC ACID B. Hemanth kumar , A. Padmanabha Rao, P.V. Diwan (India) | 962 |
| 694 | ACCIDENTAL CHILDREN POISONING WITH METHADONE N. Jafari , F. Farnaghi, F. Mehregan (Iran) | 963 |
| 695 | MRI-BASED, PREDICTABLE OPENING OF BLOOD BRAIN BARRIER USING HYPEROSMOLAR AGENT FOR PRECISE INTRA-ARTERIAL DRUG DELIVERY M. Janowski , M. Pearl, P. Walczak (USA) | 964 |
| 696 | LONG-TERM SURVIVAL AND DIFFERENTIATION OF HUMAN NEURAL STEM CELLS IN THE ISCHEMIC STROKE BRAIN OF RHESUS MONKEY WITHOUT IMMUNOSUPPRESSION Y. Jin , S. Lee, H. Lee, Y. Lee, K. Yi, K. Jeong, C. Jeon, H. Yeo, S. Cha, K. Chang (Korea) | 965 |
| 697 | TRANSCRANIAL DOPPLER ULTRASONOGRAPHY: A METHOD OF EVALUATING COGNITIVELY IMPAIRED AND NON-COGNITIVELY IMPAIRED ELDERLY M. Kalbi , J. Catindig, S. Marasigan, J. Navarro (Philippines) | 966 |
| 698 | PREVALENCE OF INTRACRANIAL STENOSIS USING TRANSCRANIAL DOPPLER AND ITS DIAGNOSTIC ACCURACY IN VERTEBROBASILAR INFARCTION M. Kalbi , J. Navarro (Philippines) | 967 |
| 699 | NEURAL CORRELATES OF UNFAMILIAR VERSUS SELF-SELECTED MUSIC GENRES INVESTIGATED WITH FMRI TOWARDS DEVELOPING AN OPTIMIZED PARADIGM FOR MUSIC THERAPY C. Karmonik , F. Brooks, J. Anderson, A. Brandt, S. Fung, J.T. Frazier (USA) | 968 |

| Board No. | | Index No. |
|-----------|---|-----------|
| 700 | <p>CALCIUM CHANNEL BLOCKER ENHANCES BENEFICIAL EFFECTS OF AN ANGIOTENSIN II AT1 RECEPTOR BLOCKER AGAINST CEREBROVASCULAR-RENAL INJURY IN TYPE 2 DIABETIC MICE</p> <p>R. Kazi (Bangladesh)</p> | 969 |
| 701 | <p>FUNCTIONAL ULTRASOUND (FUS) IMAGING OF BRAIN HEMODYNAMICS IN A RAT MIDDLE-CEREBRAL ARTERY OCCLUSION (MCAO) MODEL OF SELECTIVE NEURONAL LOSS (SNL) MIMICKING TRANSIENT ISCHEMIC ATTACK (TIA)</p> <p>C. Dussaux, C. Brunner, C. Isabel, A. Martin, A. Savoye, G. Montaldo, J.C. Baron, A. Urban (France)</p> | 970 |
| 702 | <p>CROSS-TALK BETWEEN GONADAL STEROID HORMONES SIGNALING AND CYTOKINE SIGNALING AFTER EXPERIMENTAL TRAUMATIC BRAIN INJURY</p> <p>M. Khaksari Haddad, F. Frahani, S. Dabiri, M. Nikpour, R. Khaksari Haddad (Iran)</p> | 971 |
| 703 | <p>FOCAL TRIPHASIC SHARP WAVES AND SPIKES IN THE ELECTROENCEPHALOGRAM.</p> <p>A. Janati, N. Alghassab, U. Khan (Pakistan)</p> | 972 |
| 704 | <p>POSITIVE SHARP WAVES IN THE EEG OF CHILDREN AND ADULTS.</p> <p>A. Janati, U. Khan, N. Alghassab, K. Alshurtan (Pakistan)</p> | 973 |
| 705 | <p>THE EFFECTS OF EXPOSURE TO 915 MHZ RADIOFREQUENCY IDENTIFICATION ON CEREBRAL GLUCOSE METABOLISM IN RAT: A [F-18] FDG MICRO-PET STUDY.</p> <p>H. Kim, Y. LEE, Y. An, M. Paik, H. Choi, J. Pack, N. Kim, Y. Ahn (Korea)</p> | 974 |
| 706 | <p>NEUROTOXICITY OF CASSAVA CYANOGENS: RELEVANCE TO THE PATHOGENESIS OF KONZO, A MOTOR NEURON DISEASE PREVALENT IN SUB-SAHARAN AFRICA</p> <p>S. Kimani, S. Kipruto, F.R.E.D. Bukachi, V. Monterroso, C. Maitai, D. Tshala-Katumbay (Kenya)</p> | 975 |
| 707 | <p>PROPHYLACTIC AND PROLONGED HYPOTHERMIA IN POOR-GRADE-SAH REDUCES DEGREE OF VASOSPASM AND RATE OF DELAYED CEREBRAL INFARCTIONS</p> <p>J.B. Kuramatsu, R. Kollmar, D. Staykov, S.P. Kloska, A. Doerfler, I.Y. Eyüpoğlu, S. Schwab, H.B. Huttner (Germany)</p> | 976 |
| 708 | <p>PREDICTION OF PROGRESSIVE SECONDARY BRAIN DAMAGE FOLLOWING TRAUMATIC INTRACRANIAL HEMORRHAGE.</p> <p>J. Kuzibaev, K. Makhkamov (Uzbekistan)</p> | 977 |
| 709 | <p>TREATMENT OF SECONDARY BRAIN DAMAGE IN PATIENTS WITH TRAUMATIC INTRACRANIAL HEMATOMAS USING DECOMPRESSIVE CRANIECTOMY.</p> <p>J. Kuzibaev, K. Makhkamov (Uzbekistan)</p> | 978 |

| Board No. | | Index No. |
|-----------|---|-----------|
| 710 | A BIOMARKER PANEL TO RULE-OUT UNNECESSARY CT-SCANS IN MILD TRAUMATIC BRAIN INJURY (MTBI) L. Lagerstedt , N. Tiberti, N. Turck, E. Andereggen, A. Bulla, L. Rinaldi, A. Sarrafzadeh-Khorassani, K. Schaller, J.C. Sanchez (Switzerland) | 979 |
| 711 | ADENOSINE 1AR TARGETED TEMPERATURE MANAGEMENT IN RATS AND RESULTANT PHYSIOLOGICAL EFFECTS OF A PHARMACOLOGICAL INDUCED HYPOMETABOLIC STATE. B. Laughlin , K. Drew, I. Bailey, K. Dowell (USA) | 980 |
| 712 | PRO-ANGIOGENIC FUNCTIONS OF ARGININE-GLYCINE-ASPARTATE-CONTAINING OSTEOPOINTIN ICOSAMER PEPTIDE VIA INTERACTING WITH AVB3 INTEGRIN J. Lee , Y. Jin, H. Lee, H. Lee, L. Luo, P. Han (Korea) | 981 |
| 713 | RELATIONSHIP BETWEEN MYELINATION AND CORTICAL FOLDING IN DEEP SULCAL LANDMARKS J.M. Lee , H.J. Yun (Korea) | 982 |
| 714 | EFFECT OF A BROAD SPECIFICITY CHEMOKINE BINDING PROTEIN ON BRAIN LEUKOCYTE INFILTRATION AND INFARCT DEVELOPMENT S. Lee , H.X. Chu, H.A. Kim, N.C. Real, S. Sharif, S.B. Fleming, A.A. Mercer, L.M. Wise, G.R. Drummond, C.G. Sobey (Australia) | 983 |
| 715 | CHARACTERIZATION OF CEREBRAL DAMAGE IN A MONKEY MODEL OF ALZHEIMER'S DISEASE INDUCED BY INTRACEREBROVENTRICULAR INJECTION OF STREPTOZOTOCIN Y. Lee , H. Yeo, C. Jeon, Y. Jin, K. Jeong, S. Lee, K. Chang (Korea) | 984 |
| 716 | A BLOOD-BASED TRANSCRIPTIONAL PROFILING IN A NONHUMAN PRIMATE MODEL OF ALZHEIMER'S DISEASE INDUCED BY INTRACEREBROVENTRICULAR INJECTION OF STREPTOZOTOCIN Y. Lee , H. Yeo, C. Jeon, Y. Jin, K. Jeong, S. Lee, K. Chang (Korea) | 985 |
| 717 | INFLUENCE OF 3-METHYLXANTHINE DERIVATIVE ON THE MORPHOLOGICAL AND FUNCTIONAL CHARACTERISTICS OF NEURONS OF SENSORIMOTOR CORTEX OF RATS WITH EXPERIMENTAL INTRACEREBRAL HEMORRHAGE I. Belenichev , K. Aleksandrova, A. Shkoda, S. Levich, S. Nosach (Ukraine) | 986 |
| 718 | COMPUTATIONAL FLUID DYNAMICS FOR FLOW ASSESSMENT IN DIGITAL SUBTRACTION ANGIOGRAPHY C.Y. Hsu , M. Ghaffari, A. Alaraj, A. Linninger (USA) | 987 |

| Board No. | | Index No. |
|-----------|---|-----------|
| 719 | HEMODYNAMIC SIMULATION OF THE PATIENT SPECIFIC CEREBRAL BLOOD FLOW TOWARDS A PERSONALIZED SURGICAL PLANNING FOR VASCULAR DISORDERS M. Ghaffari , C.Y. Hsu, A. Alaraj, A. Linninger (USA) | 988 |
| 720 | MONITOR GENE THERAPY IN VIVO USING TARGET-GUIDED MRI: A PRECLINICAL PLATFORM P. Liu , Y.I. Chen, J. Wu (USA) | 989 |
| 721 | TRAUMATIC EXPERIENCE AND MENTAL EFFECTS AMONG RWANDAN YOUTHS, 17 YEARS AFTER THE GENOCIDE L. Lugema , I. Mogren, J. Ntaganira, G. Krantz (Rwanda) | 990 |
| 722 | GALECTIN-1 IS NEUROPROTECTIVE AND REVERSES METHAMPHETAMINE INDUCED BLOOD BRAIN BARRIER BREAKDOWN. N.U. Parikh, S. Mahajan , R. Aalinkeel, J.L. Reynolds, B.N. Nair, D.E. Sykes, M.J. Mammen, S.A. Schwartz (USA) | 991 |
| 723 | DEEP VEIN THROMBOSIS IN PATIENTS WITH SEVERE TRAUMATIC BRAIN INJURIES P. Mendez , A. Chavez, L. Avila, A. Seifi (USA) | 992 |
| 724 | CEREBRAL BLOOD CIRCULATION AT EXPERIMENTAL CAROTID-JUGULAR FISTULA V. Musienko (Russia) | 993 |
| 725 | PLACEBO EFFECT OF AESTHETIC PACKAGING DESIGN IN TREATMENT OF HEADACHES Z. OUZZANI TOUHAMI , A. CHAKOR, H.O. EL MALKI, A. BENOMAR (Morocco) | 994 |
| 726 | BLOOD-BRAIN BARRIER DYSFUNCTION IN PATIENTS WITH CEREBRAL MICROBLEEDS T. Poliakova , O. Levin, N. Trusova, P. Hermann, M. Schmitz, I. Zerr (Russia) | 995 |
| 727 | FORCED LIMB-USE ENHANCES BRAIN PLASTICITY THROUGH THE CAMP/PKA/ CREB SIGNAL TRANSDUCTION PATHWAY AFTER STROKE IN ADULT RATS H. Qu , C. Zhao (China) | 996 |
| 728 | NEUROPROTECTIVE EFFECT OF HYDROXYSAFFLOR YELLOW A AGAINST ISCHEMIA-REPERFUSION INJURY BY INHIBITING MITOCHONDRIAL PERMEABILITY TRANSITION PORE OPENING S. Ramagiri , T. Rajeev (India) | 997 |
| 729 | MICROGLIAL INHIBITORY EFFECT OF GINSENG AMELIORATES COGNITIVE DEFICITS AND NEUROINFLAMMATION FOLLOWING TRAUMATIC HEAD INJURY IN RATS P. Rinwa , H. Dhar, A. Kumar (India) | 998 |

| Board No. | | Index No. |
|-----------|--|-----------|
| 730 | IMPACT OF ANEMIA ON OUTCOME IN PATIENTS WITH SEVERE TRAUMATIC BRAIN INJURY M. Rodriguez , A. Ottesen, K. Carr, A. Seifi (USA) | 999 |
| 731 | MICRORNAS (MIRNA), LET-7/MIR-98, DECREASE INFLAMMATION AND IMPROVE TIGHTNESS OF THE BLOOD BRAIN BARRIER (BBB) S. Rom , H. Dykstra, V. Zuluaga-Ramirez, N. Reichenbach, Y. Persidsky (USA) | 1000 |
| 732 | IL-1A ENHANCES ANGIOGENIC NEUROREPAIR AFTER EXPERIMENTAL ISCHEMIC STROKE K. Salmeron, E. Pinteaux, G. Bix (USA) | 1001 |
| 733 | THE CORRELATION BETWEEN BULIMIA NERVOSA AND BIPOLAR PATIENTS REFERRED TO PSYCHIATRY CLINIC .KERMANS SHAH, IRAN, 2012-2014 J. Shakeri , H. Shakeri, F. Arman, M. Shakeri (Iran) | 1002 |
| 734 | NON-INVASIVE BRAIN AND KIDNEY COOLING IN SEVERE MULTISYSTEM BRAIN INJURY COMPLICATED BY SEPTIC SHOCK V. Avakov, I. Shakhova (Uzbekistan) | 1003 |
| 735 | GINSENOSEIDE-RD IS EFFICACIOUS AGAINST ACUTE ISCHEMIC STROKE BY SUPPRESSING MICROGLIAL PROTEASOME-MEDIATED INFLAMMATION M. Shi , X. Liu (China) | 1004 |
| 736 | MECHANISMS UNDERLYING IMPAIRMENT OF CEREBRAL AUTOREGULATION IN HYPERTENSIVE RATS S.S. Sindeev , O.A. Sindeeva, E.M. Zinchenko (Russia) | 1005 |
| 737 | ROLE OF THE CLINIC SCALE, FOR THE IDENTIFICATION STAGE OF THE COGNITIVE DYSFUNCTION IN PATIENTS WITH POST-TRAUMATIC ENCEPHALOPATHY. N. Sokhibnazarov , F. Muratov (Uzbekistan) | 1006 |
| 738 | SALUTARY EFFECT OF PROGESTERONE IN TRAUMATIC BRAIN INJURY Z. Soltani , B. Mofid, N. Shahrokhi, M. Khaksari, S. Karamouzian, N. Nakhaee, M. Ahmadinejad (Iran) | 1007 |
| 739 | NEUROLOGICAL COMPLICATIONS IN ICU AFTER ON-PUMP CARDIAC SURGERY: A CHINESE STUDY T. Sosorburam , L. Yao, P. Xiao (China) | 1008 |
| 740 | SNORING AS A RISK FACTOR OF STROKE AMONG FILIPINOS: A CASE CONTROL STUDY A. Tan , J. Navarro, A. Baroque, I. David (Philippines) | 1009 |

| Board No. | | Index No. |
|-----------|--|-----------|
| 741 | THERAPEUTIC HYPOTHERMIA IN SEVERE TRAUMATIC BRAIN INJURY A. Tomar , C. Thomas, R. Talukder, K. Carr, A. Parra, A. Seifi (USA) | 1010 |
| 742 | INTRACRANIAL VENOUS HEMODYNAMICS AND RUPTURE OF CEREBRAL ANEURYSM. F. Tsai , K.W. Lee, W.L. Chen, C.K. Liu, C.L. Ku, S. Chen (Taiwan) | 1011 |
| 743 | METABOLIC SHIFTS IN NORMAL-APPEARING CHILDREN BRAIN CORTEX IN ACUTE PERIOD OF SEVERE TBI. N.A. Semenova , M.V. Ublinskiy, T.A. Akhadov, I.A. Melnikov (Russia) | 1012 |
| 744 | DYNAMICS OF NAA IN MOTOR CORTEX OF NORMAL INDIVIDUALS IN THE PERIOD OF BOLD RESPONSE ON MILLISECOND STIMULUS. M. Ublinskiy , N.A. Semenova, I.A. Melnikov, T.A. Akhadov (Russia) | 1013 |
| 745 | STRESS-RELATED PATHOLOGICAL CHANGES IN CEREBRAL VENOUS BLOOD FLOW IN NEWBORN RATS ASSESSED BY DOCT M. Ulanova , V.L.A.D. Lichagov, A. Abdurashitov, M. Kassim, F. Ali, L. Hassani (Russia) | 1014 |
| 746 | A ROLE OF PERFUSION CT IN PATIENTS WITH ACUTE INTERNAL CAROTID ARTERY OCCLUSION FOR EC-IC BYPASS PERFORMANCE. E. Varaksina , P. Chechulov, V. Savello, I. Voznuk, A. Kostenikov (Russia) | 1015 |
| 747 | A NOVAL NEUROPROTECTIVE AGENT AND ENHANCES COGNITION TREATMENT WITH MANASAMITRA VATAKAM(MMV) DIAGNOSED BY PETCT. V. Thirunavukkarasu, S. Venkataraman (India) | 1016 |
| 748 | REGIONAL CORRELATION BETWEEN PCASL PERFUSION AND PIB-PET IN FAMILIAL ALZHEIMER'S DISEASE D.J.J. Wang , L. Yan, C. Liu, K.P. Wong, S.C. Huang, D. Wharton, J. Ringman (USA) | 1017 |
| 749 | NEUROPROTECTIVE EFFECTS AND MECHANISM OF POMALIDOMIDE AGAINST TRAUMATIC BRAIN INJURY J. WANG , J. Wang, L. Yang, N. Greig (Taiwan) | 1018 |
| 750 | MODERATE AND SEVERE HYPOGLYCAEMIA ASSOCIATED METABOLIC CHANGES IN CORTEX AND HIPPOCAMPUS OF MICE V. Pitchaimani, S. Arumugam, V. Karuppagounder, R. Sreedhar, R. Afrin, M. Harima, H. Suzuki, M. Nomoto, S. Miyashita, T. Nakamura, K. Suzuki, M. Nakamura, K. Watanabe (Japan) | 1019 |

| Board No. | | Index No. |
|-----------|--|-----------|
| 751 | DISRUPTED WHITE MATTER INTEGRITY IN PARKINSON'S DISEASE WITH DEPRESSION J.Y. Wu , Y. Zhang, W.B. Wu, Y. Xu (China) | 1020 |
| 752 | RAPID MESOSCALE TRANSCRANIAL CORTICAL IMAGING WITH GENETIC-ENCODED GLUTAMATE SENSOR – IGLUSNFR Y. Xie , A. Chan, A. McGirr, S. Xue, D. Xiao, T. Murphy (Canada) | 1021 |
| 753 | CONTRIBUTION OF PREEPTIC AREA THERMO TRANSIENT RECEPTOR POTENTIAL VANILLOID TYPE IV (TRPV4) CHANNEL IN THERMOREGULATION IN RATS R. Yadav , H. Mallick, A. Jaryal, K. Kumari (India) | 1022 |
| 754 | EFFECTS OF ALOGLIPTIN ON THE METABOLISM OF NITRIC OXIDE (NO) AND HYDROXY RADICALS IN BRAIN DURING BRAIN ISCHEMIA-REPERFUSION M. Yamazato , M. Yamazato, M. Hirayama, Y. Ito, R. Nishioka, R. Nishioka, N. Araki (Japan) | 1023 |
| 755 | CT PERFUSION IMAGING IN PATIENTS WITH TRANSIENT ISCHEMIC ATTACKS: A PROSPECTIVE CLINICAL STUDY L. Yuxia , Y.Q. Li, Y. Han (China) | 1024 |
| 756 | BRAIN MAPPING OF THE METABOLISM CHANGES: A PET/CT STUDY IN THE PATIENTS WITH NON-SMALL CELL LUNG CANCER BEFORE TREATMENT W. Zhang , N. Ning, X. Li, J. Ma, Y. Guo, J. Yang (China) | 1025 |
| 757 | CORRELATIONS OF DEPRESSION WITH OTHER NON-MOTOR SYMPTOMS IN PD Y. Zhang , J. Wu, Y.U.N. Xu (China) | 1026 |
| 758 | FORCED LIMB-USE ENHANCED NEUROGENESIS AND BEHAVIORAL RECOVERY AFTER STROKE IN THE AGED RATS C. Zhao , H. Qu (China) | 1027 |



2015

Index of Authors



XXVIIth International Symposium on
Cerebral Blood Flow, Metabolism and Function
&

XIIth International Conference on
Quantification of Brain Function with PET

June 27-30, 2015, Vancouver, Canada

| | | | | | |
|--------------------------|--------------------|---------------------|-----------------------------------|--------------------|-----------------------------------|
| A | | Alexander, H. | 473 | Arai, A. | 766 |
| Aalinkeel, R. | 991 | Alfani, A.J. | 868 | Arai, H. | 658 |
| Aamand Olesen, R. | 486 | Alghassab, N. | 972, 973 | Arai, K. | 453, 741, 745 |
| Abbracchio, M. | 954 | Algoud, M. | 903 | Arai, K.E.N. | 401 |
| Abdallah, C. | 539 | Alharby, B.M. | 488 | Arakawa, R. | 807 |
| Abdulnaseer, M. | 378 | Alho, H. | 895 | Araki, N. | 674, 746, 1 023 |
| Abdurashitov, A. | 1 014 | Ali, F. | 1 014 | Araújo, B.H.S. | 937 |
| Abe, K. | 161, 484, 612, 856 | Ali, M. | 598 | Aravinthan, K. | 429 |
| Abe, K.O.J.I. | 611 | Aliaga, A. | 831, 831 | Argibay, B. | 556, 771 |
| Abe, T. | 108, 346 | Aliev, O.I. | 574 | Arias, S. | 445 |
| Abekura, Y. | 563, 791 | Alifirova, V. | 919 | arman, F. | 923, 1 002 |
| Abi-Dargham, A. | 37, 215 | Alifirova, V.M. | 574 | Armstrong, J. | 181, 375, 472 |
| Abo, M. | 846 | Alikhanyan, K. | 960 | Armstrong, S.P. | 447 |
| Abou-Chebl, A. | 180 | Alkayed, N. | 710 | Arnberg, F. | 914 |
| Adamantidis, A. | 22 | Alkayed, N.J. | 638 | Arnold, A. | 142 |
| Adeniyi, P.A.O. | 927 | Alkuwaiti, M.H. | 479 | Aron Badin, R. | 199, 348 |
| Adriaanse, S. | 796 | Allah Yar, R. | 922 | Aronowski, J. | 123 |
| Afrin, R. | 1 019 | Allahtavakoli, M. | 665 | Arponen, E. | 895 |
| Afshordel, S. | 295 | Allaman, I. | 754 | Arroja, M. | 666 |
| Agae, S. | 574, 919 | Allan, S. | 250 | Artiges, E. | 217 |
| Agranovich, I. | 350 | Allan, S.M. | 253, 357, 554, 560, 561 | Arumugam, S. | 1 019 |
| Ahami, A. | 925 | Almeida, R. | 842 | Arumugam, T.V. | 645 |
| AHMAD, M. | 338 | Alonso-Alconada, D. | 361, 362, 363 | Arya, D. | 767 |
| Ahmadinejad, M. | 1 007 | Alpert, N. | 149, 835 | Arzberger, T. | 651 |
| Ahn, S.M. | 414, 839 | Alpert, N.M. | 220 | Asahara, T. | 613 |
| Ahn, Y. | 974 | Alshurtan, K. | 973 | Ashworth, S. | 820 |
| Ahn, Y.S. | 127 | Alstrup, A.K.O. | 785 | Aslanova, S. | 931 |
| Ahrendsen, J. | 920 | Alvarez, A. | 180 | Asmis, R. | 138 |
| Ahuja, A. | 885 | Amat-Roldan, I. | 334 | Asselin, M.C. | 382 |
| Ai, J. | 488 | Amin-Hanjani, S. | 298 | Atalay, Y.B. | 505 |
| Aigbirhio, F. | 409 | Amin, A. | 927 | Atassi, N. | 865 |
| Aigbirhio, F.I. | 587, 812 | Amini, N. | 171, 540, 782, 786, 806, 808, 828 | Atkinson, D. | 299 |
| Aihara, H. | 565 | | | Atochin, D. | 586 |
| Ainslie, G.R. | 764 | Amthauer, H. | 198 | Attwell, D. | 101, 278 |
| Airaghi, L. | 551 | An, Y. | 974 | Aubert, I. | 330 |
| Aizenstein, H. | 311 | Anazodo, U. | 301, 459 | Audrain, H. | 785 |
| Akamatsu, Y. | 525 | Ander, B. | 205, 329 | Auregan, G. | 823 |
| Akbar, A. | 922 | Anderegg, E. | 979 | Auriat, A. | 573 |
| Akhadov, T.A. | 1 012, 1 013 | Andersen, F.L. | 558 | Austad, S. | 138 |
| Akhtar, M. | 87 | Andersen, J. | 364 | AUVIN, S. | 367 |
| Akinyemi, A. | 921 | Anderson, J. | 968 | AUVITY, S. | 407 |
| Akkin, T. | 533 | Andrews, D.W. | 761 | Avakov, V. | 1 003 |
| Al-Ayadhi, L. | 950, 951 | Anfray, A. | 634 | Avendaño, C. | 670 |
| Al-Kuwaiti, M. | 800 | Angelis, G. | 87 | Avila, L. | 992 |
| Al-Tawil, N. | 540, 808 | Angenstein, F. | 532 | Ayata, C. | 110, 112, 377, 504, 505, 615, 706 |
| Atagille, D. | 85 | Anggraini, F. | 755 | | |
| Alahmad, A. | 867 | Anggraini, F.T. | 639 | Azermacheva, M. | 919 |
| Alakurtii, K. | 895 | Angleys, H. | 213, 680 | Azghandi, S. | 489, 555, 635 |
| Alaraj, A. | 298, 987, 988 | Ansar, S. | 454, 634, 641 | Azhermacheva, M.N. | 574 |
| Alarcon-Martinez, L. | 669 | Anthony, D.C. | 383 | Azimov, A.T. | 958, 959 |
| Albert-Weissenberger, C. | 203 | Antoni, G. | 63 | Azurmendi, L. | 924 |
| Aleksandrova, K. | 986 | Antuchova, O. | 919 | Azzaoui, F.Z. | 925 |
| Aleksandrowicz, M. | 691 | Anvari, M. | 947 | B | |
| Alessandri, B. | 500 | Anzabi, M. | 486 | Baandrup, A.O. | 558 |
| Alessandri, B.E.A.T. | 433 | Anzivino, E. | 387 | Baasch, S. | 135 |
| Alessandri, B.E.A.T. | 130 | Apostolova, I. | 198 | Baba, H. | 484 |

| | | | | | |
|-------------------|-----------------------------|------------------|-------------------------|---------------------|------------------------------|
| Bachour, S. | 339 | Barrera, R.G. | 773 | Bernaudin, M. | 684 |
| Back, D.B. | 340, 341 | Barret, O. | 85 | Bertini, G. | 260 |
| Badaut, J. | 426 | Barretto, T. | 739, 743 | Bertrand, S.S. | 426 |
| Badgaiyan, R. | 869, 870 | Barrie, U. | 388 | Berwick, J. | 376 |
| Badurek, S. | 336 | Barros, F. | 103, 284 | Betthausen, T. | 813 |
| Badylak, S. | 897 | Bartstra, J. | 514 | Betthausen, T.J. | 196, 783 |
| Baek, H. | 359, 752, 753 | Basso, A. | 175, 513, 817, 830 | Bhalala, U. | 375 |
| Baek, J.U. | 839 | Basso, A.M. | 826 | Bhargava, M. | 935, 936 |
| Bagin, D. | 240 | Bath, P. | 554 | Bhargava, S. | 313, 935, 936 |
| Bai, J. | 744 | Bath, P.M. | 560, 561 | Bhargava, V. | 313, 935, 936 |
| Bailey, A. | 824 | BAUD, O. | 182 | Bharne, A. | 836 |
| Bailey, I. | 765, 980 | Bauer, A. | 70, 343, 527 | Bhatia, J. | 767 |
| Baillargeon, J.P. | 109 | Bauer, A.Q. | 145, 189, 591, 608, 714 | Bhattacharya, P. | 778 |
| Bain, E. | 175, 826 | Bauer, R. | 636 | Bhowmick, S. | 667, 668 |
| Bainbridge, A. | 81, 361, 362, 363, 618, 686 | Baumann, E. | 397 | Bice, A. | 189 |
| | | Bautista, A.R. | 442 | Bidot Jr., C. | 127 |
| Bajwa, A.A. | 512 | Baxter, G. | 189, 527, 714 | Biegón, A. | 871, 872 |
| Bakcsa, E. | 520 | Bayer, K. | 603 | Bieniaszewski, L. | 708 |
| Baker, A. | 739 | Bazan, N. | 289, 293 | Biesecker, K.R. | 621 |
| Baker, A.J. | 225 | Bazan, N.G. | 294, 295 | Bik-Multanowski, M. | 848 |
| Baker, S. | 152, 513 | Bazinet, R. | 832 | Bild, V. | 945 |
| Baker, T. | 429 | Beak, H. | 360 | Binley, K. | 199 |
| Bakker, E. | 514, 524 | Beard, D. | 308 | Bishop, C. | 535 |
| Bakshi, V. | 926 | Beard, D.J. | 204, 588, 758 | Bishop, S. | 429, 692 |
| Balasanyan, M. | 960 | Bearden, S.E. | 97 | Bix, G. | 1 001 |
| Balbi, M. | 303, 436, 487, 847, 891 | Beaufort, N. | 928 | Bjarkam, C.R. | 558 |
| Baldinger, P. | 218 | Beauvieux, M.C. | 756 | Black, S.E. | 302 |
| Bale, G. | 280 | Beaver, J. | 175, 513, 817, 826, 830 | Blanco, I. | 557, 577, 671 |
| Ballesteros, I. | 412 | Bebitov, S. | 929, 930, 931 | Blanco, M. | 556 |
| Ballon, D.J. | 166 | Bechberger, J. | 82 | Blanco, V.M. | 51 |
| Balog, J. | 653 | Bechek, S.C. | 908 | Blatt, M. | 694, 699 |
| Balogun, W.G. | 927 | Beckmann, J. | 299 | Blinder, P. | 515 |
| Banciu, A. | 260 | Bedussi, B. | 514 | Blockley, N. | 300 |
| Banciu, D.D. | 260 | Behl, B. | 175, 826 | Blondeau, N. | 444 |
| Bandy, D. | 72 | Beichert, L. | 81 | Boas, D. | 40, 42, 533, 706 |
| Banfi, A. | 773 | Beier, M. | 730 | Boas, D.A. | 281, 534, 885, 906, 908 |
| Banfor, P. | 513 | Belayev, L. | 294 | Bobik, A. | 252 |
| Bang-Andersen, B. | 171, 786 | Belenichev, I. | 986 | Bodke, A. | 304 |
| Bannon, D. | 197 | Belenichev, I.F. | 932 | Boehm-Sturm, P. | 334 |
| Bao, J. | 713 | Beliveau, V. | 62 | Boellaard, R. | 16, 796, 798, 803, 862 |
| Baquer, N. | 307, 851 | Bell, C. | 781 | Bogren, L. | 765 |
| Barahona-Sanz, I. | 438 | Bellizzi, A. | 387 | Boguszewski, P. | 452 |
| Baran, U. | 183 | Beltran, C. | 446, 679 | Boileau, I. | 793, 832 |
| Baranski, D. | 384 | Beltzer, M. | 220 | Boisgard, R. | 90, 399, 407, 419 |
| Barber, P. | 675 | Bemelmans, A. | 348, 823 | Bolanos, F. | 146 |
| Barbieri, V. | 551 | Benbenishty, A. | 515 | Boltze, J. | 135, 443 |
| Barbosa, R.B. | 893 | Benbrahim, N. | 105 | Boncoraglio, G. | 310 |
| Barbosa, R.M. | 892 | Bennett, K. | 361 | Bonds, J. | 133 |
| Barcelos, G.K. | 904 | Bennett, M. | 440 | BONNIN, P. | 182 |
| Bari, F. | 113, 306, 526 | BENOMAR, A. | 994 | Bonvento, G. | 277, 282, 283, 319, 701, 822 |
| Barlow, K.M. | 431 | Berde, C. | 371 | Boonloh, K. | 360 |
| Barnhart, T. | 813 | Berer, K. | 555 | Boonzaier, J. | 516 |
| Barnhart, T.E. | 196, 783 | Beresewicz, M. | 466 | Boorman, L. | 376 |
| Baron, C. | 797, 859 | Berezin, A. | 933 | Boosalis, C. | 811 |
| Baron, J.C. | 587, 812, 970 | Bergersen, L. | 934 | Bordas, N. | 217 |
| Baroque, A. | 1 009 | BERNARDS, N. | 419 | | |

| | | | | | |
|--------------------|-------------------|----------------------|-------------------------|-------------------------|-------------------------|
| Borg, J. | 842 | Brown, T. | 715 | Carson, R. | 34, 61, 91, 539 |
| Borkar, P. | 836 | Browne, E. | 89 | Carson, R.E. | 66, 86, 95, 234, 256 |
| Borlido, C. | 221 | Bruchas, M.R. | 714 | Cash, D. | 626 |
| Borlongan, M. | 401 | Brunelli, L. | 80 | Casteels, C. | 780 |
| Bormans, G. | 780, 798 | Brunner, C. | 970 | Castellano, C.A. | 109, 537, 681, 756 |
| Bornstädt, D.V. | 615 | Bruno, F.P. | 955 | Castellano, J.C. | 344 |
| Borowsky, B. | 320 | Brust, P. | 86 | Castellanos, M. | 670 |
| Borroni, E. | 828 | Bruun, D.A. | 811 | Castellvi, C. | 167 |
| Bosche, B. | 488 | Bruyys-Haylett, M. | 376 | Castillo Tovar, X. | 451 |
| Bothe, V. | 443 | Bryan Jr., R. | 210 | Castillo, J. | 126, 445, 556, 771 |
| Bottlaender, M. | 797, 859, 860 | Bryan, B. | 136 | Castonguay, A.C. | 180 |
| Boturyn, D. | 186 | Buchan, A.M. | 278, 687 | Catafau, A. | 782 |
| Bouamama, H. | 925 | Buck, A. | 451 | Catana, C. | 231 |
| Boughribil, S. | 925 | Buckley, C. | 154 | Catindig, J. | 966 |
| Boulbaroud, S. | 925 | Buckley, E. | 281, 377, 590 | Cauli, B. | 319 |
| Bourourou, M. | 444 | Buée, L. | 348, 823 | Ceccon, G. | 219 |
| BOUTIN, H. | 357 | Bühler, D. | 489, 635 | Celen, S. | 780 |
| Bouzier-Sore, A.K. | 756 | Bukachi, F.R.E.D. | 975 | CENGIZ, P. | 365, 366 |
| Bovshik, E. | 495 | Bukhtiyarova, N.V. | 932 | Cermisoni, G. | 80, 310 |
| Boyd, J. | 902 | Bulla, A. | 979 | Cervenka, S. | 806, 841, 842, 843, 844 |
| Boyd, J.D. | 146 | Bulova, P.D. | 196 | Cha, S. | 849, 965 |
| Boyd, L. | 573 | Bulte, J.W. | 142 | Cha, S.H. | 592, 593 |
| Bragin, D. | 276, 589, 693 | Bumstead, J. | 608 | Chai, H. | 23 |
| Bragina, O. | 276, 589, 693 | Bumstead, J.R. | 591 | Chakhoyan, A. | 684 |
| Braileanu, D. | 845 | Burchfiel, J. | 625 | CHAKOR, A. | 994 |
| Brait, V.H. | 178 | Bureau, Y. | 301 | Chakravarty, M. | 850 |
| Bramlett, H. | 420 | Burnett, T. | 429 | Chalouhi, N. | 938 |
| Bramon, P. | 557 | Busch, D. | 373 | chambers, A. | 355 |
| Bramoulle, Y. | 199, 348, 823 | Busch, D.R. | 369 | Chan, A. | 190, 1 021 |
| Brand III, F. | 420 | Bushart, D. | 265 | Chan, A.W. | 517 |
| Brandt, A. | 968 | Busija, D.W. | 690 | Chan, C.T. | 255 |
| Bravo-Ferrer, I. | 143 | Butler, J. | 301 | Chan, K. | 179 |
| Brazhe, A. | 53 | Butz, M. | 429, 692 | Chan, M. | 280 |
| Breen, C.R. | 659 | C | | Chan, P. | 777 |
| Brennan, B. | 220 | Cabral, F.R. | 937 | Chan, P.H. | 44, 503, 632 |
| Brennan, D. | 187 | Cai, C. | 53, 213 | CHANANA, V. | 365, 366 |
| Bresolin, N. | 551 | Caillé, F. | 90, 399 | Chanez, M. | 749 |
| Bristow, C. | 530, 701 | Cain, S.M. | 428 | Chang, C. | 396 |
| Britz, G. | 495 | Camarena, V. | 607 | Chang, F. | 423, 882, 883 |
| Britz, G.W. | 180 | Cambon, K. | 823 | Chang, K. | 849, 965, 984, 985 |
| Broad, K. | 618 | Campos, F. | 126, 445, 556, 771, 775 | Chang, K.W. | 518 |
| Broad, K.D. | 81, 361, 362, 363 | Canales, R. | 409 | Chang, S. | 774 |
| Brocka, M.J. | 532 | Candelario-Jalil, E. | 901 | Chang, Y. | 939 |
| Brodhun, M. | 636 | Canto Moreira, N. | 538 | Chappell, M. | 300 |
| Broersen, L.M. | 627 | Caprihan, A. | 271 | Charbel, F.T. | 298 |
| Brommer, B. | 247, 650 | Caraci, F. | 381 | Charpak, S. | 68, 287 |
| Bronzi, D. | 167 | Caravaggio, F. | 221, 850, 861 | CHARRIAUT-MARLANGUE, C. | 182, 367 |
| Bronzova, J. | 540, 808 | Cardoso, M.J. | 686 | Chaudhary, S. | 302 |
| Brooks, F. | 968 | Carlino, E. | 254 | Chaudhry, U. | 767 |
| Brooks, N. | 220 | Carnemolla, R. | 586 | CHAVES, C. | 407 |
| Brough, D. | 253 | Carp, E.G. | 845 | Chavez, A. | 992 |
| Broughton, B. | 637 | Carp, S.A. | 536 | Chazalviel, L. | 684 |
| Broughton, B.R.S. | 772 | Carpenter, T.A. | 587 | Chechulov, P. | 1 015 |
| Brown, A.P. | 535 | Carr, K. | 999, 1 010 | Chen, B. | 322 |
| Brown, C. | 185, 389 | Carr, R. | 175 | Chen, D. | 270 |
| Brown, C.E. | 462, 617 | Carroll, T. | 594 | | |

| | | | | | |
|---------------------------------------|-------------------------|----------------------|------------------------------|---------------------------------|-------------------------|
| Chen, F. | 388 | Chrisobolis, S. | 255 | Coutts, G. | 253, 357 |
| Chen, G. | 124, 490, 491 | Christian, B. | 813 | Craig, A.J. | 616 |
| CHEN, H. | 878 | Christian, B.T. | 196, 783 | Cripton, P.A. | 430 |
| Chen, H.Y. | 518 | Christoforidis, G. | 594 | Croom, D. | 51, 427 |
| Chen, J.232, 245, 312, 349, 395, 440, | 456, 467, 571, | Christov, M. | 949 | Crowley, D. | 220 |
| | 655, 657, 939, | Chu, H. | 408 | Cruickshank, S.M. | 253 |
| | 411, 640 | Chu, H.X. | 252, 255, 645, 983 | Császár, E. | 410 |
| Chen, J.A. | 474 | Chuang, T.T. | 401 | Cselényi, Z. | 807, 842 |
| Chen, K. | 371 | Chung, C. | 360 | Csiszar, A. | 735 |
| Chen, R. | 939 | Chung, E. | 519 | Cuartero, M.I. | 143, 412 |
| Chen, S. | 424, 1 011 | Chung, J. | 221 | Cucullo, L. | 867 |
| Chen, S.P. | 504 | Chung, J.K. | 850, 861 | Cuello, A.C. | 381 |
| Chen, W. | 125, 814 | Ciardi, M.R. | 387 | CUI, D. | 472 |
| Chen, W.L. | 1 011 | CIKLA, U. | 365, 366 | Cui, Y. | 491 |
| Chen, X. | 422, 619, 755, 873, 878 | Ciobica, A. | 941, 942, 943, 944, 945, 946 | Cullis, P.R. | 428 |
| Chen, Y. | 531, 660, 661 | Cipolla, M.J. | 179 | Cullum, C.M. | 270 |
| Chen, Y.I. | 989 | Cirrito, J. | 138 | Cullum, M. | 439 |
| Cheng, H. | 281 | CISTERNINO, S. | 407 | Culver, J. | 70, 343, 527 |
| Cheng, M.Y. | 442 | Claassen, J. | 546, 547 | Culver, J.P. | 145, 189, 591, 608, 714 |
| Cheng, T. | 496 | Claassen, J.A.H.R. | 627 | Cunnane, S.C. | 109, 537, 681, 756 |
| Cheng, W.H. | 430 | Claridge, T.D.W. | 383 | Cunningham, L. | 890 |
| Cheong, J. | 599 | Clark, R.S.B. | 473 | Czernicki, Z. | 548 |
| Chéramy, D. | 822, 823 | Clarkson, A. | 595 | Czosnyka, M. | 698 |
| Cherry, S.R. | 811 | Clemens, K. | 87 | D | |
| Chi, O.Z. | 676 | CLOUARD, C. | 209 | D'Abramo, A. | 387 |
| Chigr, F. | 925 | Coats, J. | 426 | d'Orange, M. | 823 |
| Chin, F.T. | 344 | Cobham, A.E. | 927 | D'Souza, J. | 66 |
| Chiotis, K. | 63 | Coello, C. | 64, 89, 820, 825 | Dabiri, S. | 971 |
| Cho, A. | 519 | Cohan, C.H. | 477 | Dabus, G. | 180 |
| Cho, G. | 940 | Cohen, A.D. | 196 | Dadlez, M. | 466 |
| Cho, H.J. | 940 | Colbourne, F. | 499, 501, 511 | Dahlstrom, B.G. | 692 |
| Cho, J.W. | 441 | Coles, J. | 409 | Dai, X. | 693 |
| Cho, K. | 599 | Colin, M. | 348, 823 | Dailier, F. | 903, 904 |
| Cho, K.S. | 672 | Collinson, J. | 884 | Dalkara, T. | 242, 669 |
| Cho, S. | 446, 679 | Collste, K. | 806, 843 | Dalton, C.F. | 762 |
| Cho, W.G. | 853 | Coman, D. | 188 | DANDEKAR, M. | 836 |
| Cho, Z.H. | 838 | Comley, R. | 792 | Daneman, R. | 100 |
| Choi, B. | 458 | Comment, A. | 912 | Danfors, T. | 538 |
| Choi, B.T. | 414, 839 | Comtat, C. | 217 | Dang, B. | 490 |
| Choi, C. | 163, 788 | Conner, A. | 263 | Dapeng, S. | 882, 883 |
| Choi, C.H. | 592, 593 | Conner, M. | 263 | Darkner, S. | 106 |
| Choi, E.K. | 345, 620 | Constantin, G. | 260 | Dastgheib, S. | 947, 948 |
| Choi, H. | 974 | Constantinescu, C.C. | 85 | Datwyler, A.L. | 247 |
| Choi, H.B. | 428, 687 | Copen, W.A. | 918 | Dávalos, A. | 670 |
| Choi, H.J. | 646 | Coquery, N. | 88 | Dave, K.R. | 127, 477, 607, 760 |
| Choi, I.Y. | 482 | Corbett, D. | 6, 446 | David, I. | 1 009 |
| Choi, J. | 580, 630 | Corne, H. | 797, 860 | Davis, C.M. | 638 |
| Choi, J.Y. | 853 | Cornelissen, L. | 371 | Davis, T. | 262 |
| Choi, S. | 72, 849 | Correa, C. | 556 | Dawson, J. | 659 |
| Choi, S.H. | 766 | Corrigan, K. | 868 | De Boer, P. | 916 |
| Choi, Y. | 345, 620 | Corroyer-Dulmont, A. | 684 | de Campos Pires Santos e Sousa, | |
| Chollet, A.M. | 823 | Cosgrove, K.P. | 150, 256, 834 | R. | 447 |
| Chong, S. | 165 | Cotta, G. | 557 | de Chaumont, C. | 436 |
| Chopp, M. | 31, 349 | Courchesne-Loyer, A. | 681 | De Geyter, D. | 622 |
| Chow, D. | 633 | Couto e Silva, A. | 474 | de Groot, T. | 798 |
| | | | | De Kam, M. | 916 |

| | | | | | |
|--|-----------------------|--------------------|----------------------------|-----------------------|-----------------------------------|
| De Keyser, J. | 622 | Dickson, C.T. | 501 | Duckett, C.J. | 762 |
| de la Parra, J. | 143 | Diederich, K. | 135 | Dufour, N. | 348, 823 |
| de Laat, B. | 780 | Dienel, A. | 508, 704 | Dujardin, S. | 348 |
| de Lanerolle, N. | 107 | Dierckx, R.A. | 790 | Dumy, P. | 186 |
| De Luca, V. | 832 | Dietz, B. | 105 | Dunkl, V. | 219 |
| de Pennington, N. | 530 | Dietz, R.M. | 470, 602 | Dunn, J.F. | 431, 521 |
| de Ridder Andersen ¹ , X.E. | 644 | Diez-Tejedor, E. | 438, 775 | Duong, T. | 507 |
| De Rivero Vaccari, J.P. | 420 | Diguet, E. | 822, 823 | Dupont, P. | 798 |
| de Roever, I. | 280 | Dijkhuizen, R.M. | 191, 417, 493, 516 | Duran, J. | 468 |
| De Simoni, M.G. | 80, 233, 254, 310 | Dilekoz, E. | 706 | Durán, V. | 953 |
| de Vos, J. | 514, 524 | DiNapoli, V. | 600 | Durduran, T. | 167, 557, 577, 671 |
| de Weijer, A.D. | 516 | Dinelle, K. | 197, 815, 816 | Durgan, D. | 136, 210 |
| Deak, F. | 735 | Dinh, Q.N. | 255 | Durick, D.A. | 626 |
| Dech, R. | 429 | Dinia, L. | 671 | Dushanova, J. | 949 |
| Deglon, N. | 348 | Diop, M. | 374 | Dussaux, C. | 970 |
| Degos, V. | 924 | Diringer, M. | 492 | Dutta, S. | 690, 826 |
| DeGracia, D. | 639 | Dirnagl, U. | 1, 2, 224, 233, 334, 560, | Dworakowska, B. | 691 |
| DeGracia, D.J. | 755 | | 561 | Dyke, J.P. | 166 |
| Deguchi, I. | 564 | Dissing-Olesen, L. | 428 | Dykstra-Aiello, C. | 205 |
| Deguchi, K. | 611, 612, 856, 857 | Divani, A. | 339, 814 | Dykstra, H. | 1 000 |
| Dehaene-Lambertz, G. | 727, 894 | Divoux, D. | 684 | Dyssegaard, A. | 799 |
| Dehaes, M. | 281 | Diwan, P.V. | 962 | E | |
| Deichmann, R. | 321 | Djurfeldt, D. | 844 | Ebihara, A. | 335 |
| Delespierre, B. | 450 | Do, L. | 448 | Ebrahimi, B. | 865 |
| Delgado-Mederos, R. | 577, 671 | Doerfler, A. | 976 | Eckert, G. | 295 |
| DellaGioia, N. | 539 | DOLLE, F. | 419, 90, 217, 399 | Economopoulos, V. | 701 |
| DeLorenzo, C. | 539 | Domin, H. | 452 | Edlow, B.L. | 918 |
| Denes, A. | 5, 253, 410, 520, 554 | Dominguez, C. | 821 | Edvinsson, L. | 454, 641, 644, 649 |
| Deng, G. | 144, 470, 603, 654 | Domoki, F. | 455 | Edwards-Bailey, A. | 685 |
| Deng, Q. | 624 | Dong, C. | 327 | Edwards, A.V.G. | 649 |
| Deng, R. | 471 | Dore-Duffy, P. | 98 | Eggers, C. | 315 |
| Denoroy, L. | 903 | Dorovini-Zis, K. | 236 | Ehrmann, M. | 928 |
| Derdeyn, C. | 492 | Dorr, A. | 302, 330, 523, 689 | Eid, T. | 234 |
| DeRosa, N. | 138 | Dou, H. | 448 | Eidelberg, D. | 272, 316, 326, 331, 801, 802, 809 |
| Despas, F. | 698 | Doudet, D. | 39, 41, 197, 201, 235, 816 | Eikermann-Haerter, K. | 615, 706 |
| Desruisseaux, M. | 388 | Doudet, D.J. | 815, 829 | Eipert, P. | 336 |
| Desruisseaux, M.S. | 955 | Dowell, K. | 980 | Eisenhuth, J. | 87 |
| Detyniecki, K. | 234 | Dowson, N. | 781 | Ejaz, S. | 587, 812 |
| Deuchar, G. | 187 | Dragojević, T. | 167 | El Fakhri, G. | 65, 149, 220, 835, 865 |
| Deuther-Conrad, W. | 86 | Dreier, J. | 111 | El Hamrani, D. | 756 |
| Devenny, D.A. | 196 | Dreier, J.P. | 116, 529, 606, 706 | EL MALKI, H.O. | 994 |
| Devine, L. | 256 | Drescher, K.U. | 513 | EL-Ansary, A. | 950, 951 |
| Dewar, D. | 596, 609 | Drew, K. | 667, 668, 765, 980 | Elazari, N. | 398 |
| Dezawa, M. | 347 | Drew, K.L. | 246 | Elfaiomy, N. | 378 |
| Dhar, H. | 998 | Drew, P.J. | 738 | Eligehausen, S. | 627 |
| Dhar, R. | 492 | Drewes, L. | 390 | Elizabeth, M. | 257 |
| Dharap, A. | 249 | Drummond, G. | 425 | Ellis-Davies, G.C.R. | 687 |
| Dhawan, J. | 871 | Drummond, G.R. | 255, 408, 645, 772, | Elsawy, E.N.G.I. | 378 |
| Dhawan, V. | 801, 802, 809 | | 983 | Elwell, C.E. | 718 |
| Dhungana, H. | 554 | Drzezga, A. | 379 | Endo, F. | 354 |
| Di Chio, M. | 260 | Dsurney, J. | 541 | Endo, H. | 545 |
| Di Fonzo, A. | 551 | Duan, X. | 490, 491 | Endres, M. | 706 |
| Diaz-Arrastia, R. | 541 | Duarte, J.M.N. | 104, 314 | Engelhardt, B. | 651 |
| Dichgans, M. | 555, 635, 847, 928 | Dubois, A. | 217 | England, T. | 610 |
| Dickens, A.M. | 383 | DuBois, J.M. | 827 | English, J.D. | 180 |
| Dickinson, R. | 447 | Dubol, M. | 217 | | |

| | | | | | |
|------------------------|--|---------------------|------------------------|----------------------|--|
| Eriksson, J. | 63 | Ferrari, M.D. | 493 | Fryer, T.D. | 587, 812 |
| Escartin, C. | 277, 701 | FERRAZZANO, P. | 365, 366 | Fu, B. | 534 |
| Escrig, S. | 912 | Ferrer-Ferrer, M. | 178 | Fu, X. | 305, 875, 876 |
| Esen, N. | 98 | Ferris, J. | 573 | Füchtemeier, M. | 334 |
| eslami, M. | 952 | Fervaha, G. | 221, 861 | Fucile, S. | 260 |
| EMAIL, E. | 378 | FESCHET, F. | 805 | Fuentes, B. | 775 |
| Esterlis, I. | 539 | Fierens, I. | 81, 361, 362, 363, 618 | Fujimoto, S. | 581, 584 |
| Ettrup, A. | 558 | Filosa, J. | 51 | Fujimura, M. | 347, 402, 503, 545 |
| Euskirchen, P. | 247, 650 | Filss, C. | 219 | Fujita, M. | 174, 413, 416, 541 |
| Evans, A. | 153, 800 | Fink, G.R. | 219 | Fujita, S. | 484 |
| Evans, A.C. | 810 | Finnema, S.J. | 66, 171, 234, 786, 828 | Fukuda, A. | 426 |
| Evans, M.A. | 772 | Finnie, S.L. | 79 | Fukuda, M. | 73, 342 |
| Evenepoel, C. | 798 | Fischer, K.E. | 138 | Fukui, Y. | 857 |
| Eyford, B.A. | 874 | Fisher, P. | 172 | Fukumoto, Y. | 449, 632, 777 |
| Eymin, L. | 348, 822, 823 | Fitzer-Attas, C. | 540, 808 | Fukuoka, T. | 564 |
| Eyüpoglu, I.Y. | 976 | Fleiss, B. | 361, 362, 363 | Fuller, S. | 369, 373 |
| Ezzati, M. | 81, 361, 362, 363, 618 | Fleming, S.B. | 983 | Fulop, T. | 537, 681 |
| F | | Flyckt, L. | 843 | Fulton, R. | 87 |
| Fabene, P.F. | 260 | Foddis, M. | 334 | Fumagalli, S. | 254 |
| Fabian, R.H. | 434 | Foltynie, T. | 195 | Funatsu, N. | 222, 437 |
| Fagan, A.M. | 911 | Fone, K.C.F. | 610 | Funck, T. | 479, 800 |
| Fairney, J. | 320 | Foniok, T. | 624, 675 | Fung, S. | 968 |
| Faivre, E. | 319 | Fontana, L. | 954 | Furukawa, T. | 186 |
| Falck, J. | 663 | Fordsmann, J. | 53 | Furumoto, S. | 813 |
| Falvo, M. | 694, 699 | Foroughipour, M. | 948 | G | |
| Fan, C. | 305, 467, 480, 481, 597, 875, 876, 877 | Forsberg, A. | 844 | Gabathuler, R. | 874, 404 |
| Fang, J. | 125 | Fortier, M. | 109 | Gadamsetty, P. | 528 |
| Fang, Y. | 125 | Fortuna, A. | 557 | Gadda, G. | 702 |
| Farde, L. | 171, 786, 806, 807, 828, 841, 842, 843 | Fournier, M. | 727 | Gafarov, V. | 575, 576 |
| Faria, J. | 152 | Fowler, J. | 872 | Gafarova, A. | 575, 576 |
| Farkas, E. | 113, 306, 526, 735 | Fowles, K. | 66 | Gagulin, I. | 575, 576 |
| Farnaghi, F. | 963 | Fox, A. | 700 | Gaignard, P. | 450 |
| Farr, T. | 334 | Fox, G. | 513 | Gaillard, M.C. | 823 |
| Farr, T.D. | 200 | Fox, G.B. | 826 | Galldiks, N. | 219 |
| Farrel, D. | 304 | Frahani, F. | 971 | Gallet, M. | 903 |
| Farrer, M. | 197 | Frahm, C. | 636 | Gallezot, J.D. | 256 |
| Fatouros-Bergman, H. | 843 | Franceschini, M. | 371, 372 | Gallis, J.L. | 756 |
| Favre, M. | 700 | Franceschini, M.A. | 281, 377, 590, 908 | Gallo, V. | 356 |
| Fay, M. | 781 | Francia, A. | 387 | Galvan, V. | 138, 768 |
| Fazakas, C. | 392, 405 | Franco, I. | 636 | Ganz, M. | 62 |
| Fazio, P. | 540, 782, 808 | Frank, J.A. | 356 | Gao, A. | 490, 491 |
| Federley, R. | 495 | Franks, N.P. | 447 | Gao, H. | 61, 170 |
| Fedorczyk, B. | 466 | Frare, C. | 917 | Gao, X. | 134 |
| FENG, J. | 878 | Frazier, J.T. | 968 | Gao, Y. | 232, 395, 440, 456, 496, 655, 411, 640 |
| Feng, L. | 62, 799 | Fréchou, M. | 450 | Garcia de Frutos, P. | 178 |
| Feng, Z. | 221 | Fredriksson, L. | 265 | García-Culebras, A. | 143, 412, 953 |
| Fennell, E. | 541 | Freeman, B. | 388, 955 | García-Yébenes, I. | 670, 953 |
| Fenoglio, A. | 281 | Freitas-Andrade, M. | 82 | Garcia, J. | 494 |
| Ferdaus, M.Z. | 751 | Friedman, A. | 398, 529, 606, 961 | Garcia, R.L. | 434 |
| Fern, R. | 623 | Frodl, T. | 837 | Gardiner-Mann, C.V. | 772 |
| Fernández-López, D. | 670, 953 | Froehler, M.T. | 180 | Garg, N. | 318 |
| Fernández-Susavila, H. | 445 | Froelich, J. | 814 | Gauthier-Fisher, A. | 739, 743 |
| FERNANDEZ-VALLE, M.E. | 353 | Frokjaer, V. | 172 | Gawlitza, M. | 135 |
| Ferradal, S. | 281 | Frydrychowski, A.F. | 708 | Gaynor, J.W. | 369 |
| | | Fryer, T. | 409 | Gaynor, W.J. | 373 |

| | | | | | |
|---------------------|---------------------------------------|-------------------------|------------------------|---------------------|--|
| Ge, J. | 272, 316, 331, 801 | Gorji, A. | 948 | Gutierrez, E. | 213 |
| Geerlof, A. | 141 | Gottesman, M.M. | 864 | Gutt, A. | 845 |
| Gekalyuk, A. | 350, 956 | Goudjil, S. | 727, 728 | H | |
| Gelosa, P. | 954 | Gould, I. | 880 | Ha, S. | 580 |
| Georgiou, P. | 824 | Goutal, S. | 399, 407 | HA, Y. | 599 |
| Gerega, A. | 957 | Goyagi, T. | 368 | Haacke, E.M. | 702 |
| Gerhardt, G. | 600 | Goyanes, J.J. | 474 | Hacker, M. | 218 |
| Gerhardt, G.A. | 893 | Grabowska, A. | 848 | Haffner, C. | 555, 928 |
| Germuska, M. | 542 | Grafe, M. | 269, 710 | Hagan, K. | 281, 372 |
| Gerretsen, P. | 221, 850, 861 | Graff-Guerrero, A. | 221, 850, 861 | Hagberg, J.M. | 868 |
| Gerrow, K. | 617 | Grant, D.R. | 252 | Häggkvist, J. | 821, 914 |
| Gervais, P. | 217, 797, 859, 860 | Grant, P. | 371, 372 | Hagl, S. | 295 |
| Gesierich, B. | 303 | Grant, P.E. | 281 | Hahn, A. | 218 |
| Gesstein, B. | 720 | Gratton, A. | 831 | Hahn, M. | 221 |
| Gesstein, B.V. | 53 | Greenberg, B.M. | 270 | Haley, M.J. | 264 |
| Ghaffari, M. | 987, 988 | Greer, D.M. | 918 | Hall, C.N. | 278 |
| Ghasemi, M.M. | 947 | Gregori, C. | 557, 577, 671 | Hall, M.D. | 864 |
| Ghobreal, B. | 694, 699 | Greig, N. | 1 018 | Hallidin, C. | 17, 171, 540, 782, 786, 806, 807, 808, 821, 828, 843, 844, 914 |
| Ghosh, C. | 261 | Greisen, G. | 364 | Hallenbeck, J. | 291 |
| Ghosh, M. | 303 | Grell, A. | 641 | Halliday, M.R. | 911 |
| Ghuman, H. | 897 | Grenningloh, G. | 754 | Hamano, E. | 563, 791 |
| Giacino, J.T. | 918 | Gressens, P. | 361, 362, 363 | Hamaoka, T. | 572 |
| Giambrone, A. | 546, 547 | Grewal, H. | 602, 920 | Hamel, E. | 47, 137, 156, 159, 337, 358, 697, 723, 769 |
| Giamis, A. | 175, 817, 826, 830 | Grigoryan, T. | 960 | Hamelin, L. | 797, 860 |
| Gibson, C.L. | 623 | Grill, R. | 434 | Hami, H. | 925 |
| Gibson, G. | 473 | Grimmer, T. | 379 | Hamid, M.A. | 79 |
| Gibson, K.M. | 763, 764 | Grimwood, S. | 171, 786, 828 | Hamming, A.M. | 493 |
| Giffard, R. | 26, 27, 28, 469 | Grmek, M. | 809 | Han, L. | 266, 395, 422 |
| Giffard, R.G. | 628 | Grobewska, M. | 384 | Han, P. | 981 |
| Gillani, Q. | 598 | Gromova, E. | 575, 576 | Han, S. | 599 |
| Girault, F.M. | 314 | Groome, C. | 659 | han, X. | 496, 396 |
| Girouard, H. | 67, 723 | Gruber, A. | 436 | Han, Y. | 1 024 |
| Giyazitdinova, E.I. | 958, 959 | Gruetter, R. | 104, 314, 719 | Handen, B.L. | 196 |
| Gjedde, A. | 106, 121, 194 | Gruszecki, M. | 708 | Hanecker, P. | 847 |
| Gliem, M. | 55 | Gryglewski, G. | 218 | Hannestad, J. | 66, 170, 234, 256, 317 |
| Glorie, D. | 818 | GUAN, B. | 881 | Hansen, B. | 486 |
| Gobbi, L. | 828 | Guarda, A.S. | 804 | Hansen, H.D. | 62, 558 |
| Godino, M.C. | 670 | Guehl, N. | 65, 149 | Hansen, R.H. | 644 |
| Goer, F. | 220 | Guenoun, R. | 450 | Hantraye, P. | 199, 348, 822, 823 |
| Golanov, E. | 495 | Guerif, M. | 822, 823 | Haqqani, H. | 397 |
| Golay, X. | 81, 299, 320, 361, 362, 363, 618, 686 | Guerrini, U. | 954 | Hare, J. | 778 |
| Goldschmidt, J. | 198, 532 | Guillermier, M. | 348, 822, 823 | Harima, M. | 1 019 |
| Golechha, M. | 767 | Guilloteau, D. | 799 | Harms, C. | 247, 650 |
| Golinski, J.M. | 377 | Guinovart, J.J. | 468 | Harris, S. | 376 |
| Golla, S.S.V. | 798 | Gulyás, B. | 914 | Harris, T. | 270 |
| Golla, S.V.S. | 796, 862 | Guminski, W. | 708 | Harston, G. | 300 |
| Gomes, J. | 879 | Gunn, R. | 38, 317, 792 | Hart, G. | 87 |
| Goncalves, D. | 903 | Gunn, R.N. | 64, 151, 153, 195, 535 | Hartings, J. | 115, 600 |
| Gong, H. | 717 | Günther, M. | 301 | Hartley, S.L. | 196 |
| González-Hijón, J. | 953 | Guo, Q. | 148, 151 | Hasam Henderson, L. | 961 |
| Goodyear, B.G. | 431 | Guo, Y. | 1 025 | Hasan, H. | 938 |
| Gorbacheva, L. | 485, 757 | Gupta, A. | 391, 546, 547 | | |
| Gordon, A.O. | 690 | Gupta, R. | 180 | | |
| Gordon, G. | 24, 736 | Guth, L.M. | 868 | | |
| Gordon, G.R. | 69, 731 | Gutierrez-Fernandez, M. | 775, 438 | | |

| | | | | | |
|-----------------------|-------------------------|----------------|-----------------------------------|-----------------|---|
| Hashemi, A. | 500 | Hines, C.S. | 864 | Houlden, H. | 928 |
| Hashimoto, K. | 846 | Hino, T. | 222, 437 | Houle, S. | 793, 832, 866 |
| Hashimoto, T. | 222, 437, 522, 572 | Hinzman, J. | 600 | Hourani, S.M.O. | 824 |
| Haskó, J. | 392, 405 | Hirase, H. | 52 | Housley, G.D. | 616 |
| Hassan, S.H. | 312 | Hirashima, K. | 354 | Howarth, C. | 207, 687 |
| Hassani, L. | 1 014 | Hirayama, M. | 674, 746, 1 023 | Howells, D.W. | 560, 561 |
| Hassell, J. | 361 | Hirrlinger, J. | 286, 468 | Howes, O. | 825 |
| Hassell, J.K. | 362, 363 | Hirsch, E. | 636 | Hristova, M. | 361, 362, 363 |
| Haswell, J. | 269 | Hirschi, K. | 99 | Hritcu, L. | 943, 944 |
| Hatakeyama, T. | 789 | Hirt, L. | 451 | Hsu, C.Y. | 987, 988 |
| Hattingen, E. | 321 | Hishikawa, N. | 611 | Hsu, W.L. | 840 |
| Hattori, N. | 403, 629, 658 | Hitchens, T.K. | 107 | Hu, B.R. | 642, 643 |
| Hausenloy, D.J. | 361 | Hiura, M. | 863 | Hu, S. | 864 |
| Hayakawa, K. | 453, 740, 741 | Ho, L. | 404 | Hu, X. | 232, 312, 395, 440, 456, 655, 657, 411, 640 |
| Hayasaka, T. | 483 | Hobson, B.A. | 811 | Hua, Y. | 497 |
| Hayashi, T. | 564 | Hodges, E. | 735 | Huang, C. | 865 |
| Hayat, A. | 430 | Hoffmann, C.J. | 247, 650 | Huang, H. | 15, 33 |
| He, J. | 336 | Hoffmann, U. | 504 | huang, J. | 128 |
| Hecht, N. | 773 | Hoi, P.M. | 889 | Huang, P.L. | 586 |
| Hedman, E. | 844 | Højgaard, L. | 364 | Huang, Q.I.N. | 724 |
| Heerschap, A. | 627 | Hokamura, K. | 522 | Huang, R. | 125 |
| Heimpel, D. | 433 | Holden, D. | 61, 66, 86 | Huang, S. | 507 |
| Heinemann, U. | 529 | Holder, J.C. | 401 | Huang, S.C. | 1 017 |
| Heinrich, T. | 782 | Holmes, W. | 596, 666 | Huang, Y. | 61, 66, 86, 170, 234, 256 |
| Helfrich, M. | 321 | Holmes, W.M. | 187 | Huang, Y.Y. | 95 |
| Hellal, F. | 303, 651, 891, 907 | Holmin, S. | 914 | Huang, Z.F. | 639 |
| Hellwich, M. | 627 | Homar, P. | 953 | Huber, G. | 141 |
| Helmy, A. | 409 | HONDA, M. | 432 | Huber, R. | 928 |
| Hemant Kumar, B. | 962 | Honer, M. | 828 | Huebinger, R.M. | 270 |
| Hennebelle, M. | 681 | Hong-Goka, B. | 423 | Huen, I. | 299 |
| Henning, W. | 364 | Hong, D. | 710 | Huh, P.W. | 672 |
| Heo, J.H. | 646 | Hong, J. | 174, 541 | Hui, X. | 470 |
| Hepp, R. | 319 | HONG, M.H. | 748, 759 | Huisa, B.N. | 271 |
| Herman, P. | 71, 188, 379 | Hong, S.H. | 294 | Huisman, M.C. | 803 |
| Hermann, P. | 995 | Hong, X. | 396 | Hull, H. | 205 |
| HERNANDEZ-JIMENEZ, M. | 353 | Hong, Y. | 409 | Humbel, B. | 912 |
| Herndon, J.M. | 262 | Hong, Y.T. | 812 | Hurst, R.W. | 509 |
| Herscovitch, P. | 229, 864 | Hood, R. | 308 | Hurtado, B. | 178 |
| Herson, P. | 139, 603, 920 | Hood, R.J. | 204, 588, 758 | Hussong, S. | 138 |
| Herson, P.S. | 144, 470, 601, 602, 654 | Hooker, J. | 173, 835 | Hutchinson, P. | 409 |
| Hertelendy, P. | 306, 526 | Hooker, J.M. | 231 | Hutchison, R. | 404 |
| Heumos, N. | 508 | Hopp, S. | 203 | Huttner, H.B. | 976 |
| Heurling, K. | 154 | Hopson, K.P. | 504 | Huttunen, T. | 409 |
| Heurteaux, C. | 444 | Horiguchi, T. | 368 | Hwang, I. | 630, 631, 752 |
| Hickey, S. | 920 | Horiuchi, Y. | 564 | Hwang, J.W. | 592, 593 |
| Hicks, J. | 866 | Horváth, I. | 520 | Hyder, F. | 71, 117, 118, 122, 188, 379 |
| Hidelbrandt, T. | 872 | Hösl, L. | 468 | I | |
| Hienert, M. | 218 | Hosoda, K. | 380, 385, 386, 543 | Iadecola, C. | 48, 155, 157 |
| Higgins, A. | 813 | Hosomi, K. | 199 | Iannetta, M. | 387 |
| Higgins, A.T. | 196, 783 | Hossain, M. | 261 | Ibaraki, M. | 544, 688 |
| Highton, D. | 685, 718 | Hosten, B. | 399, 407 | Ichibayashi, R. | 432 |
| Hillman, E. | 726, 732 | Hou, B. | 713 | Iddings, J.A. | 51 |
| Hillman, E.M.C. | 633, 722 | Hou, Y. | 305, 480, 481, 597, 875, 876, 877 | Ide, D. | 72 |
| Hillmer, A.T. | 86, 196, 783 | Houben, M. | 706 | Igarashi, H. | 742 |
| Himi, N. | 604 | Houitte, D. | 348, 822 | Iglesias, R. | 126, 771 |
| Hindman, B. | 938 | | | | |

| | | | | | |
|--------------------|------------------------------|----------------------|--------------------|-------------------|------------------------------|
| Ihara, M. | 745 | Jacob, A. | 399 | John, R. | 499 |
| Iida, H. | 222, 791 | Jacobs, A.H. | 90 | Johnson, K. | 65 |
| Iihara, K. | 791 | Jacobs, L.M. | 262 | Johnson, K.A. | 865 |
| Iizumi, T. | 108 | Jacobsen, G. | 172 | Johnson, S. | 813 |
| Ikawa, M. | 174, 413, 416, 550, 819 | Jacobson, P. | 175, 817, 826, 830 | Johnson, S.C. | 196 |
| Ikeda, M. | 78 | jafari, N. | 963 | Johnson, T.W. | 521 |
| Ikeda, T. | 682 | Jagust, W.J. | 152 | Johnston, A.D. | 23 |
| Ikeda, M. | 335 | Jahrling, J. | 138 | Jonas, R.A. | 356 |
| Ikoma, Y. | 688, 734 | Jakobsen, S. | 194, 815, 829, 913 | Jonasson, M. | 63 |
| Ikonen, P. | 843, 844 | James, G.M. | 218 | Jones, M. | 376 |
| Ikova, A. | 426 | Jan, C. | 199, 348 | Jones, N. | 677 |
| Iliff, J. | 269, 710 | Janati, A. | 972, 973 | Joo, L. | 689 |
| Imahori, T. | 380, 385, 386 | Jander, S. | 55 | Jørgensen, L.M. | 558 |
| Imai, H. | 129, 342, 483, 578, 747, 585 | Jang, J. | 559 | Joseph, S. | 304, 837 |
| Imbeault, H. | 109 | Janigro, D. | 261 | Josephine, C. | 823 |
| Indira Devi, B. | 435 | Janik, R. | 302 | Jourdain, P. | 754 |
| Ingvar, M. | 841 | Janowski, M. | 142, 964 | Joutel, A. | 615 |
| Innis, R. | 36, 92, 541 | Jansen, E.W. | 763 | Joutsa, J. | 895 |
| Innis, R.B. | 174, 413, 416, 819, 864 | Jansen, G. | 637 | Jullienne, A. | 426 |
| Inoue, T. | 545 | Jantanukul, A. | 478 | Jung, H. | 630, 631, 940 |
| Institoris, A. | 69 | Janusek, D. | 957 | Junling, X. | 882, 883 |
| Intharakham, K. | 703, 733 | Januzzi, J.L. | 918 | Jurcoane, A. | 321 |
| Iqbal, F. | 598, 922 | Jaryal, A. | 1 022 | Jussen, D. | 130, 433 |
| Ireland, S.J. | 270 | Jativa, M. | 303 | Just, N. | 104, 719 |
| Irino, Y. | 380, 385, 386 | Jefferies, W.A. | 404, 874 | Justicia, C. | 167 |
| Isabel, C. | 970 | Jeffrey, C. | 713 | Jy, W. | 127 |
| Isaka, T. | 572 | Jenko, K.J. | 174, 413, 819 | K | |
| Ishibashi-Ueda, H. | 437 | Jenny, P. | 211, 725 | K. O. Alstrup, A. | 829 |
| Ishibashi, K. | 833 | Jensen-Kondering, U. | 587, 812 | Kaasinen, V. | 895 |
| Ishibashi, N. | 356 | Jensen, P. | 172, 799 | Kacer, P. | 625 |
| ISHIBASHI, Y. | 854 | Jeon, C. | 965, 984, 985 | Kacprzak, M. | 957 |
| Ishii, K. | 833, 863 | Jeong, H.G. | 482 | Kaczmarek, K. | 548 |
| Ishii, Y. | 565 | Jeong, K. | 965, 984, 985 | Kaimal, B. | 648 |
| Ishikawa, M. | 335, 351, 498 | Jeong, S.I. | 309 | Kaiser, D. | 135 |
| Ishitsuka, T. | 584 | Jeong, Y. | 406 | Kajikawa, H. | 565 |
| Ishiwata, K. | 833, 863 | Jespersen, B. | 558 | Kajimura, M. | 498 |
| Ishola, A.O. | 927 | Jespersen, S.N. | 213, 239, 680 | Kalbi, M. | 966, 967 |
| Isitsuka, T. | 581 | Jessen, S. | 279 | Kale, R. | 307, 851 |
| Ito, A. | 503, 776 | Jeppard, P. | 300 | Kalish, B. | 170 |
| Ito, E. | 552 | Ji, X. | 463, 664, 673 | Kalk, N. | 824 |
| Ito, H. | 186, 688, 734 | Jia, X. | 471 | Kalk, N.J. | 151 |
| Ito, M. | 421, 605 | Jiang, L. | 125 | Kallas, O. | 391, 546, 547 |
| Ito, Y. | 674, 746, 1 023 | Jiang, T. | 174 | Kalvass, C. | 826 |
| Itoh, K. | 401 | Jiang, W. | 472 | Kamal, M. | 378 |
| Itoh, N. | 401 | Jiang, X. | 440 | Kamenava, M.V. | 276 |
| Itoh, Y. | 346, 705 | Jickling, G. | 56, 205 | Kameneva, M.V. | 589 |
| Iturria-Medina, Y. | 153, 810 | Jin, K. | 707 | Kameyama, M. | 787 |
| Iulita, M.F. | 381 | Jin, M. | 391 | Kamintsky, L. | 398, 529 |
| Ivanidze, J. | 391, 546, 547 | Jin, S. | 580 | Kamio, Y. | 522 |
| Iversen, N.K. | 213 | Jin, Y. | 965, 981, 984, 985 | Kanazawa, M. | 351, 402, 581, 584, 682, 742 |
| Iwai, M. | 354 | Jin, Y.B. | 593 | Kanegawa, N. | 806 |
| IWATA, T. | 553 | Jin, Z.H. | 186 | Kanemaru, K. | 449, 632, 777 |
| Iwata, Y. | 221, 850, 861 | Jinka, T.J. | 246 | Kang, D.W. | 482 |
| J | | Joergensen, S. | 568 | Kang, E. | 606 |
| Jablonska, A. | 142 | Johansson, J. | 895 | Kang, H. | 794 |
| Jackson, A. | 382 | Johansson, S.E. | 644, 649 | | |

| | | | | | |
|---------------------|----------------------------------|------------------------|--|---------------------|------------------------------|
| Kang, J. | 673 | Khenouf, L. | 53, 687, 720 | Kitano, T. | 750 |
| KANG, S.Y. | 748, 759 | khosravi koubanani, S. | 952 | Kitchen, I. | 824 |
| Kang, Y.S. | 394 | Khoutorova, L. | 294 | Kiyono, Y. | 550 |
| Kannan, S. | 370 | Khrapitchev, A.A. | 277 | Klahr, A.C. | 501 |
| Kannno, I. | 212 | Kido, J. | 354 | Klein, D.D. | 474 |
| kanno, I. | 7, 8, 11, 74, 186, 688, 705, 734 | Kiliaan, A.J. | 627 | Klein, J. | 699 |
| Kapandji, N. | 924 | Kiliç, K. | 669 | Kleinfeld, D. | 880 |
| Kapinos, M. | 61 | Kim, B. | 579 | Kleinschnitz, C. | 203, 436 |
| Kapur, S. | 195 | Kim, C. | 359 | Kloska, S.P. | 976 |
| Karamouzian, S. | 1 007 | Kim, C.K. | 482 | Klunk, W.E. | 196 |
| Karasawa, Y. | 747 | Kim, D. | 356 | Knott, G. | 912 |
| Karila, L. | 217 | Kim, D.J. | 345 | Knudsen, G. | 172 |
| Karmonik, C. | 968 | Kim, E. | 446 | Knudsen, G.M. | 62, 558, 799 |
| Karuppagounder, V. | 1 019 | Kim, H. | 360, 425, 601, 645, 974 | Ko, J. | 326 |
| KASAKURA, S. | 553 | Kim, H.A. | 983 | Ko, T. | 369, 373 |
| Kasper, S. | 218 | Kim, H.I. | 441 | Kobayashi, E. | 827 |
| Kassim, M. | 712, 1 014 | Kim, H.N. | 414, 839 | Kobayashi, M. | 174 |
| Kastek, M. | 548 | Kim, H.S. | 441 | Koch, S. | 127 |
| Katakam, P.V.G. | 690 | Kim, H.Y. | 340, 341 | Kochanek, P.M. | 473 |
| Katano, H. | 549 | Kim, J. | 460, 620, 630, 631, 646, 852 | Koehler, R. | 181, 370, 375, 396, 472, 663 |
| Kataoka, H. | 563, 791 | Kim, J.H. | 721, 838, 838 | Koerner, I.P. | 78 |
| Kato, Y. | 564 | Kim, J.K. | 940 | Koga, T. | 604 |
| Katoh, T. | 522 | Kim, J.Y. | 482, 647 | Kögel, D. | 295 |
| Katreddi, R. | 902 | Kim, K.J. | 51 | Köhara, S. | 613 |
| Katsumata, M. | 346 | Kim, M. | 599 | Kohmura, E. | 380, 385 |
| Kautzky, A. | 218 | Kim, N. | 458, 647, 974 | Kohmura, E.I.J.I. | 386, 543 |
| Kawaguchi, H. | 74, 688, 705, 734 | Kim, R.G. | 441 | Koike, M. | 403 |
| Kawahara, N. | 461 | Kim, S. | 359, 580, 580, 722, 726, 732, 748, 759 | Koistinaho, J. | 554 |
| Kawamura, K. | 351, 742 | Kim, S.G. | 73 | Koizumi, S. | 449 |
| Kawano, G. | 81, 361, 362, 363 | Kim, S.H. | 633 | Koji, A. | 857 |
| Kaynezhad, P. | 81 | Kim, S.U. | 345 | Kokare, D. | 836 |
| kazi, R. | 969 | Kim, S.W. | 872 | Kokkinou, M. | 825 |
| Keat, N. | 89, 825 | Kim, T. | 648, 653, 849, 897 | Kolar, M. | 502 |
| Keep, R. | 232, 497 | Kim, Y. | 360 | Koletar, M. | 689 |
| Kehoe, E. | 304 | Kim, Y.B. | 345, 620 | Koletar, M.M. | 523 |
| KELLY, A. | 805 | Kim, Y.D. | 325 | Kolko, M. | 934 |
| Kelly, M. | 623 | Kim, Y.R. | 414, 839, 940 | Kollmar, R. | 976 |
| Kempski, O. | 130, 433, 500 | Kimani, S. | 975 | Komorowski, A. | 218 |
| Kendall, D.A. | 610 | KIMURA, M. | 585 | Kong, X. | 417, 418 |
| Kenigsberg, S. | 739, 743 | Kimura, T. | 522 | Kongolo, G. | 727, 728 |
| Kennedy, J. | 300 | Kimura, Y. | 787 | Kono, S. | 611, 612, 856 |
| Kent, T.A. | 434 | KIN, M. | 854 | Konstantopoulos, K. | 142 |
| Kersbergen, C. | 72 | KINOSHITA, O. | 585 | Kooijman, R. | 622 |
| Kerskens, C.M. | 304, 716, 837 | Kinoshita, T. | 544 | Koole, M. | 780, 790 |
| Kerting Iversen, N. | 486 | Kinouchi, H. | 43, 296, 449, 632, 777 | Kornelsen, R. | 197 |
| Kervyn, S. | 66 | KINTNER, D. | 365, 366 | Kornhuber, J. | 384 |
| Kerwin, D. | 439 | Kipruto, S. | 975 | Koronowski, K.B. | 607 |
| Kesingland, A. | 89 | Kirkham, F.J. | 884 | Korotcova, L. | 356 |
| Kettschau, G. | 782 | Kirkman, M. | 530 | Koshino, K. | 222, 437, 791 |
| Khakh, B.S. | 23 | Kirov, S.A. | 51, 427 | Kosten, L. | 886 |
| Khaksari Haddad, M. | 971 | Kish, S.J. | 832 | Kostenikov, A. | 1 015 |
| Khaksari Haddad, R. | 971 | Kishi, T. | 432 | Kovács, N. | 520 |
| khaksari, M. | 952, 1 007 | Kishimoto, J. | 374 | Kovacs, R. | 961, 529 |
| Khan, A. | 778 | Kisler, K. | 885 | Koyama, M. | 351, 402, 742 |
| Khan, U. | 972, 973 | Kiss, T. | 306 | Kozberg, M. | 726 |

| | | | | | |
|------------------------|--------------------|----------------------|------------------------|-----------------------|-------------------------------|
| Kozberg, M.G. | 633, 722 | Labbe, A. | 827 | Learoyd, A.E. | 610 |
| Kozniewska, E. | 452, 691, 691 | Labit, M. | 860 | Leavitt, B. | 320 |
| Kraft, A.W. | 145, 591, 608, 714 | Lachkar, N. | 524 | Lebon, S. | 361 |
| Krakowski, M. | 566, 567 | Lacroix, A. | 319 | Leclerc, S. | 397 |
| Krantz, G. | 990 | Lad, Y. | 199 | Lecourtois, S. | 348 |
| Kranz, A. | 135, 443 | Ladefoged, C. | 364 | LEDESMA-CARBAYO, M.J. | 353 |
| Kreisl, W.C. | 416, 864 | Lafuente, J. | 400, 457, 476 | Ledo, A. | 892, 893 |
| Kremmer, E. | 928 | Lagarde, J. | 797, 860 | Ledue, J. | 190 |
| Kringelbach, M.L. | 785 | Lagerstedt, L. | 979 | LeDue, J.M. | 517 |
| Kritchewsky, S. | 311 | Lahiri, D. | 446 | Lee, A. | 559 |
| Krizbai, I. | 258 | Lahti, T. | 895 | Lee, C. | 326 |
| Krizbai, I.A. | 392, 405 | Lai, T. | 393 | Lee, C.H. | 592 |
| Krokos, G. | 382 | Lam, F.F.Y. | 888 | Lee, D. | 788 |
| Kruuse, C. | 568 | LaManna, J.C. | 352 | Lee, D.S.C. | 374 |
| Krystal, J. | 539 | Lammertsma, A. | 147 | Lee, E. | 360, 360 |
| Ku Mohd. Noor, K. | 609 | Lammertsma, A.A. | 796, 803, 862, | Lee, E.S. | 406 |
| Ku, C.L. | 1 011 | | 916 | Lee, H. | 458, 599, 849, 965, 981, 981 |
| Ku, T. | 163, 788 | Lampe, P.D. | 82 | Lee, H.C. | 474 |
| Kubova, H. | 625 | Lan, X. | 396, 496 | Lee, H.J. | 592, 593 |
| Kucharz, K. | 53, 77 | Landau, A. | 216 | LEE, H.K. | 748, 759 |
| Kucherenko, L.I. | 932 | Landau, A.M. | 194, 785, 829, 913 | Lee, H.Y. | 840 |
| Kudej, G. | 85 | Landers-Ramos, R.Q. | 868 | Lee, J. | 213, 375, 472, 788, 981 |
| Kudo, K. | 614, 678 | Landwehrmeyer, B. | 320, 540, 808 | Lee, J.E. | 647 |
| Kudomi, N. | 789 | Lange, F. | 443 | Lee, J.H. | 504, 615 |
| Kuhnast, B. | 797, 859, 860, 407 | Langen, K.J. | 219 | Lee, J.M. | 145, 591, 608, 714, 982 |
| Kukis, D.L. | 811 | Langenberger, R. | 218 | Lee, K.C. | 853 |
| Kulczynska-Przybik, A. | 384 | Lao, J. | 58 | Lee, K.E. | 394 |
| Kulikowicz, E. | 181, 375, 472 | Lao, L. | 905 | Lee, K.W. | 1 011 |
| Kumamoto, M. | 581, 584 | Lao, P. | 783, 813 | Lee, M.C. | 441 |
| Kumar, A. | 998 | Lao, P.J. | 196 | Lee, M.K. | 853 |
| Kumar, P. | 307, 851 | Lara-Jaime, T. | 61 | Lee, O.H. | 646 |
| Kumar, V. | 356 | Laranjeira, S. | 415 | Lee, S. | 360, 559, 580, 645, 849, 965, |
| Kumarasamy, A. | 435 | Laranjinha, J. | 892, 893 | | 983, 984, 985 |
| Kumari, K. | 1 022 | Larkin, J.R. | 277, 383, 701 | Lee, S.B. | 672 |
| Kunicka, K. | 708 | Larsen, M.R. | 649 | Lee, S.H. | 482 |
| Kunida, K. | 747 | Larsen, S.S. | 649 | LEE, S.M.Y. | 889 |
| Kuo, P. | 423 | Larsson, H.B.W. | 568 | Lee, S.R. | 592, 593 |
| Kupers, R. | 106 | Laruelle, M. | 317 | Lee, S.Y. | 838 |
| Kuramatsu, J.B. | 976 | Latour, L. | 541 | Lee, T.G. | 672 |
| Kurata, T. | 611 | Lättig-Tünnemann, G. | 247, 650 | Lee, Y. | 359, 753, 965, 984, 985, 974 |
| Kurihara, Y. | 461 | Laughlin, B. | 980 | Lee, Y.J. | 592, 593 |
| Kuroda, S. | 747 | Launer, L. | 311 | Leenders, K.L. | 790 |
| Kuroki, T. | 629 | Laureys, S. | 106 | Leesch, S. | 782 |
| Kuruville, S.A. | 783 | Lauritzen, M. | 77, 223, 279, 720, 887 | Lefter, R. | 941, 942, 943, 944, 945, |
| Kusaka, G. | 335 | Lauritzen, M.J. | 687 | | 946 |
| Kutuzov, N.P. | 887 | Lauzurica, P. | 178 | LEGER, P. | 182 |
| Kuwabara, H. | 804 | Law, I. | 219, 364 | LEGER, P.L. | 367 |
| Kuzibaev, J. | 977, 978 | Lawrence, C.B. | 264 | Lehmann, L. | 782 |
| Kwansa, H. | 181 | Lawrence, D.A. | 265 | lei, H. | 770 |
| Kwon, D.H. | 441 | Layegh, P. | 948 | Lei, J. | 397 |
| Kwon, I. | 646 | Lazarov, O. | 133 | Lei, Z. | 662 |
| Kwon, M. | 360 | Le Douce, J. | 319 | Lein, P.J. | 811 |
| Kyaw, T. | 252 | Le Due, J. | 902 | Leitner, B.P. | 868 |
| Kyme, A. | 87 | Le Thuc, O. | 444 | LEMAIRE, J.J. | 805, 805 |
| L | | Leahy, C. | 165 | Lenart, N. | 253, 410, 520 |
| Labaree, D. | 86 | Leak, R. | 232, 440, 655 | Lenkei, Z. | 729 |

| | | | | | |
|--------------------|--------------------------------|---------------------|--------------------------|----------------------|-------------------------------|
| Leonard, A.V. | 562 | Lindauer, U. | 9, 730 | Lu, F. | 604 |
| Lepage, C. | 479, 800 | Lindberg, U. | 364, 568 | Lu, J. | 591, 608, 724 |
| Lepage, M. | 681 | Lindfors, N. | 844 | Lubart, A. | 515 |
| Lerario, M. | 391 | Linfante, I. | 180, 267 | Lubberink, M. | 63, 154, 862 |
| Lerchundi, R. | 319 | Ling, A.C. | 401 | Lublinsky, S. | 398 |
| Leroy, C. | 217, 797, 860 | Lingford-Hughes, A. | 824 | Luc, M. | 831 |
| Lesage, F. | 206 | Linninger, A. | 880, 987, 988 | Lücker, A. | 725 |
| Leung, A. | 899 | Liow, J.S. | 416, 819, 864 | Lugema, L. | 990 |
| Leung, W. | 464 | Lippert, M.T. | 532 | Lui, X. | 181 |
| Leurquin-Sterk, G. | 780 | Lipsitz, L.A. | 268 | Lundberg, J. | 842 |
| Levich, S. | 986 | Lisovaya, O. | 933 | Luo, J. | 344 |
| Levin, O. | 995 | Little, P. | 914 | Luo, L. | 981 |
| LEVINE, J. | 365 | Liu, A. | 127 | Luo, Q. | 717 |
| Lewczuk, P. | 384 | Liu, C. | 1 017 | Luo, T.F. | 642, 643 |
| Lewis, B. | 356 | Liu, C.H. | 642, 643 | Luo, Y. | 463, 664, 673 |
| Li, B.I.N. | 724 | Liu, C.K. | 1 011 | Lux, V. | 928 |
| Li, D. | 480, 481, 597 | Liu, D. | 205, 690 | Lv, H. | 327 |
| Li, H. | 490, 491 | Liu, E. | 225, 739 | Ly, D. | 397 |
| Li, L. | 473, 521, 723, 890 | Liu, J. | 336, 439, 525 | Lyden, P.D. | 744 |
| Li, L.I. | 465 | Liu, M. | 125 | Lyeth, B. | 205 |
| Li, P. | 395, 724 | Liu, P. | 989 | Lynch, J. | 373, 513 |
| Li, Q. | 396, 496 | Liu, Q. | 397 | Lynch, J.M. | 369 |
| Li, R. | 758 | Liu, S. | 900 | Lyons, D. | 287 |
| Li, S. | 61, 86, 889 | Liu, X. | 463, 673, 676, 1 004 | Lyoo, C.H. | 416, 853 |
| Li, T.I.N.G. | 327 | Liu, Y. | 774 | M | |
| Li, X. | 125, 125, 273, 660, 661, 1 025 | Liu, Y.C. | 840 | M. Tóth, O. | 526 |
| Li, Y. | 125, 774 | Liu, Z. | 327, 390 | Ma, J. | 1 025 |
| Li, Y.Q. | 1 024 | Lizasoain, I. | 143, 412, 670, 953, 353, | Ma, L. | 493 |
| Liang, A. | 745 | | 357 | Ma, Y. | 272, 316, 331, 511, 722, 726, |
| Liang, W. | 465 | Llovera, G. | 651 | | 801, 802, 809 |
| Librach, C. | 739, 743 | lloyd, E. | 136, 210 | Ma, Y.L. | 840 |
| Lichagov, V.L.A.D. | 1 014 | Lo Menzo, S. | 387 | Mabondo, A. | 217 |
| Licht, D. | 373 | Lo, E. | 160, 740, 741, 745 | MacAulay, N. | 427 |
| Licht, D.J. | 369 | Lo, E.H. | 401, 453, 464, 706 | Macdonald, R.L. | 488 |
| Liebert, A. | 957 | Lobsien, D. | 135 | Mach, R. | 318 |
| Liere, P. | 450 | Lockhart, S.N. | 152 | Mächler, P. | 468 |
| Liesz, A. | 141, 233, 651, 656, 891 | Logan, C.L. | 204, 588, 652, 758 | Maciejewski, P. | 683 |
| Lillethorup, T.P. | 913 | Logan, J. | 872 | MacKenzie, E.T. | 684 |
| Lim, D. | 580 | Lohith, T.G. | 174, 413 | Macclin, W. | 920 |
| Lim, H. | 359 | Lok, J. | 401, 464 | Macleod, M. | 4 |
| Lim, R. | 772 | Lombardo, A. | 409 | Macleod, M.R. | 560, 561 |
| Lin, A. | 134, 768 | Lominadze, D. | 333 | Macrae, I.M. | 79, 187, 560, 561, 596, |
| Lin, A.L. | 138 | Longden, T.A. | 303 | | 659 |
| Lin, C. | 332 | Lopes Alves, I. | 790 | Macrae, M. | 3 |
| Lin, H.W. | 474 | López-Arias, E. | 126 | MacVicar, B.A. | 49, 50, 428, 687 |
| Lin, J. | 205 | López-G, P. | 670 | Mader, M. | 433 |
| Lin, L.W. | 518 | López-Loureiro, I. | 771 | Mader, S. | 78 |
| Lin, M.C. | 518 | Lopez-Meraz, M. | 328 | Madetko-Talowska, A. | 848 |
| Lin, P. | 281, 371, 372 | López, D. | 304, 716, 837 | Maeda, M. | 745 |
| Lin, P.I. | 908 | López, E. | 445 | Maeda, Y. | 789 |
| Lin, P.J.C. | 428 | Lourbopoulos, A. | 303, 891 | Maehara, T. | 565 |
| Lin, S. | 61, 86, 234, 619 | Lourenço, C.F. | 892, 893 | Magata, Y. | 522 |
| Lin, S.F. | 256 | Louzolo, A. | 841 | Magerkurth, J. | 321 |
| Lin, X. | 707 | Low, E.L. | 79 | Maghen, L. | 739, 743 |
| Lind, B. | 279 | Loza, M. | 556 | Magistretti, P.J. | 754 |
| Lind, B.L. | 687 | Lu-Cleary, D. | 82 | Mahajan, S. | 991 |

| | | | | | |
|------------------------|-----------------------------------|---------------------|---------------------------------|----------------------|--------------|
| Maier, T. | 937 | Martinot, P. | 697 | MEDINA-ALONSO, V. | 353 |
| Mahmoudzadeh, M. | 727, 728, 894 | Martins, Y.C. | 955 | Medina, E. | 775 |
| Mahoney, E. | 600 | Martinsson, S. | 171, 786, 828 | Meehan, W.P. | 377 |
| Mailick, M.R. | 196 | Marushima, A. | 773 | Meek, J. | 280 |
| Maitai, C. | 975 | Maruyama, D. | 563, 791 | Meeuwissen, A. | 418 |
| Majuri, J. | 895 | Maruyama, H. | 564 | Mehlsen, J. | 695, 696 |
| Makhkamov, K. | 977, 978 | marzban, C. | 896 | Mehregan, F. | 963 |
| Maki, T. | 401, 453, 745 | Masamoto, K. | 11, 74, 186, 212, 688, 705, 734 | Mehta, S.L. | 653 |
| Makino, H. | 522 | Masellis, M. | 302 | Meibom, A. | 912 |
| Malbert, C. | 88 | Mashayekhimagar, J. | 665 | Meikle, S. | 87 |
| MALBERT, C.H. | 209 | Mashima, K. | 108 | Meissner, L. | 907 |
| Maldonado, C. | 333 | Masoodi, M. | 912 | Mejias, M. | 197, 816 |
| Maldonado, P. | 749 | Massarweh, G. | 827 | Melbourne, A. | 299 |
| Malik, A. | 428 | Massensini, A. | 897 | Meles, S. | 790 |
| Malik, R. | 555 | Mastroianni, C.M. | 387 | Melnikov, I.A. | 1 012, 1 013 |
| Malisch, T.W. | 180 | Masuda, H. | 432, 613 | Mencl, S. | 203 |
| Maliszewska-Cyna, E. | 330 | Máthé, D. | 520 | Mendez, P. | 992 |
| Mallick, H. | 1 022 | Matheson, G. | 843, 844 | Meng, C. | 490 |
| Malm, T. | 554 | Matheson, G.J. | 841, 842 | Meng, F. | 571 |
| Mammen, M.J. | 991 | Mathieson, C. | 53, 279 | Meng, H. | 660, 661 |
| Mamrak, U. | 635, 891 | Mathieson, P. | 300 | Menon, D. | 409 |
| Mandeville, E.T. | 401 | Mathis, C. | 192 | Menon, R.S. | 105 |
| Mandeville, J. | 173, 835 | Mathis, C.A. | 94, 196 | Menyhart, A. | 526, 306 |
| Mandeville, J.B. | 231 | Mathuradavong, N. | 583 | Mercer, A.A. | 983 |
| Mangin, J.F. | 797, 860 | Matsubara, K. | 544 | Mercier, J. | 66, 234 |
| Mann, J.J. | 795 | Matsui, K. | 74 | Mergenthaler, P. | 761 |
| Manole, M.D. | 473 | Matsumoto, K. | 751 | Merigo, F. | 260 |
| Mansor, M. | 803 | Mattern, C. | 450 | Merkle, C. | 165 |
| Mansouri, E. | 832 | Matty, F.O. | 262 | Merola, A. | 542 |
| Mao, L. | 232, 395, 456, 467, 480, 597, 657 | Matusiak, N. | 89 | Mesquita, M. | 626 |
| MAQB00L, A. | 355 | Matuskey, D. | 539 | MEUNIER-SALAUN, M.C. | 209 |
| Marasigan, S. | 966 | Mayos, M. | 557 | MEURICE, P. | 209 |
| Marchesi, F. | 80, 310 | Maysami, S. | 554 | Miao, Q. | 197 |
| Marchi, N. | 261 | McAllister, L.M. | 377 | Mihaila, I. | 196 |
| Marek, K. | 317 | McCabe, C. | 79, 609, 659, 666 | Mikkelsen, I.K. | 213 |
| Mares, J. | 502 | McCarthy, A. | 373 | Mikkelsen, J.D. | 799 |
| Marie, S. | 399 | McCarthy, A.L. | 369 | Mikoska, M. | 625 |
| Marill, C. | 217 | McCaul, M.E. | 804 | Mikuni, M. | 342 |
| Marín-Bueno, R. | 577, 671 | McClure, J.D. | 79 | Milikovskiy, D.Z. | 398 |
| Marios, P. | 195 | McDavitt, E. | 281 | Miller, B. | 377 |
| Markow, Z. | 527 | McDonald, C. | 79 | Miller, B.F. | 590 |
| Marlow, N. | 299 | McGirr, A. | 1 021 | Mills, S. | 382 |
| Maroy, R. | 217 | McHugh, T.J. | 737 | Min, L. | 463 |
| Marques da Silva, A.M. | 790 | McInnes, K.A. | 430 | Minematsu, K. | 222, 437 |
| MARQUEZ, S. | 365, 366 | McIntosh, L. | 874 | Minnerup, J. | 135, 443 |
| Martens, K.M. | 430 | McLane, G. | 85 | Minshall, R. | 133 |
| Martí-Fàbregas, J. | 577, 671 | McLaughlin, B.A. | 76 | Mir, D. | 546, 547 |
| Martin, A. | 970 | McLeod, D. | 308 | Miró, F. | 178 |
| Martin, C. | 376, 687 | McLeod, D.D. | 204, 588, 758 | Mirzaei, N. | 820 |
| Martin, J. | 781 | McMahon, B. | 172 | Mirzaeva, K. | 929, 930 |
| Martin, L. | 375 | McNeish, J.D. | 401 | Misicka-Kesik, A. | 466 |
| Martinez, B. | 410, 520 | McNulty, J. | 304 | Mithani, N. | 418 |
| Martínez-Sánchez, P. | 438 | McSwiggan, J. | 884 | Mithani, N.N. | 417 |
| Martinez, D. | 95 | Meakin, J.A. | 277 | Mitome-Mishima, Y. | 658 |
| Martinot, J.L. | 217 | Medberry, C. | 897 | Mitra, S. | 280 |
| | | | | Mitrophanous, K. | 199 |

| | | | | | |
|------------------|------------------------------|----------------------|-------------------------|---------------------|-------------------------|
| Mitsubichi, H. | 354 | Morris, E.D. | 150, 834 | Naganawa, M. | 61 |
| Mittelstadt, S. | 513 | Morris, J.C. | 911 | Nagata, E. | 613 |
| Mitterhauser, M. | 218 | Morse, C. | 174, 416 | Nagy szí, P. | 392, 405 |
| Miura, M. | 351, 742 | Morton, P.D. | 356 | Nahhas, Y. | 315 |
| Miyake, A. | 674 | Moshevand, M. | 190 | Nahirney, P. | 389 |
| Miyamoto, N. | 453, 658 | Moskowitz, M.A. | 706 | Nahirney, P.C. | 617 |
| Miyamoto, O. | 604 | Mostafa, H. | 298 | Naim, M. | 373 |
| Miyashita, S. | 1 019 | Mostajeran, M. | 454, 641 | Naim, M.Y. | 369 |
| Miyata, S. | 342 | Mott, K. | 918 | Nair, B.N. | 991 |
| Miyawaki, S. | 342, 483, 578 | Mourad, P. | 896 | Najafzadeh, S. | 234 |
| Mizrahi, R. | 793, 832 | Mouridsen, K. | 213 | Najimi, M. | 925 |
| Mizuno, S. | 564 | Mroczo, B. | 384 | Nakada, T. | 742 |
| Mochales, I. | 577 | Mrzljak, L. | 540, 808, 821 | NAKAFUKU, M. | 776 |
| Modo, M. | 897 | Mu, Z. | 707 | Nakagawara, J. | 222, 563, 791 |
| Moessler, H. | 400, 457, 476 | Mueller-Kronast, N. | 180 | Nakahara, T. | 751 |
| Mofid, B. | 1 007 | Mueller, S. | 334 | Nakai, T. | 380, 385, 386 |
| Mogren, I. | 990 | Muengtaweepongsa, S. | 478 | Nakajima, S. | 221, 850, 861 |
| Mohajerani, M.H. | 517 | Muir, E. | 507 | Nakamizo, A. | 581, 584 |
| Mohlapholi, M.S. | 798 | Muir, K.W. | 187, 596 | Nakamura, E. | 604 |
| Mola, A. | 557 | Mukherjee, J. | 783 | Nakamura, M. | 1 019 |
| Molcanyi, M. | 488 | Mulder, J. | 914 | Nakamura, T. | 1 019 |
| Møller, A. | 785, 829 | Muldoon, L. | 227 | Nakano, M. | 804 |
| Möller, K. | 135, 799 | Mulhert, N. | 195 | Nakano, Y. | 612, 856, 857 |
| Molnár, J. | 392, 405 | Müller, L. | 433 | Nakatomi, H. | 129, 342, 483, 578, 776 |
| Momosaki, K. | 354 | Mullins, P. | 304 | Nakayama, T. | 613 |
| Monga, M. | 339 | Muñoz-Sanchez, J. | 749 | Nakhaee, N. | 1 007 |
| Monson, N.L. | 270 | Munoz-Sanjuan, I. | 821 | Nam, S. | 630, 631 |
| Montaldo, G. | 970 | Muoio, V. | 961 | Nam, S.Y. | 332 |
| Montaner, J. | 560, 561 | Muradashvili, N. | 333 | Namba, H. | 522 |
| Monteagudo, J. | 178 | Murali, D. | 196, 813 | Namjoshi, D.R. | 430 |
| Montenegro, L. | 373 | Murari, K. | 521 | Narasimhan, P. | 777 |
| Montenegro, L.M. | 369 | Muratov, F. | 1 006 | Nariai, T. | 565, 863 |
| Monterroso, V. | 975 | Muresanu, D. | 400, 457, 476 | Narita, K. | 604 |
| Montini, A. | 954 | Murphy, A. | 339, 814 | Narkiewicz, K. | 708 |
| Moon, C. | 569 | Murphy, C. | 765 | Nataliya, S. | 735 |
| Moon, L.D.F. | 626 | Murphy, K. | 542 | Natesan, S. | 195 |
| Moore, C. | 715 | Murphy, T. | 20, 21, 190, 902, 1 021 | Nation, D.A. | 911 |
| Moore, C.I. | 25 | Murphy, T.H. | 146, 517 | Natsume, T. | 522 |
| Moore, J. | 667 | MURRAY, K.N. | 357 | Naulin, J. | 756 |
| Mor, A. | 384 | Murtha, L. | 308 | Naus, C.C. | 82 |
| Moraga, A. | 143, 412, 953, 357 | Murtha, L.A. | 204, 588 | Navarro-Hernanz, T. | 438, 775 |
| Moreno, M. | 144 | Musaev, S. | 958, 959 | Navarro, J. | 966, 967, 1 009 |
| MORETTI, R. | 182 | Musaeva, Y.A. | 958, 959 | Nave, K.A. | 286, 468 |
| Morgunov, M. | 624 | Musienko, V. | 993 | Naylor, S. | 199 |
| Mori, H. | 354 | Muszynski, P. | 384 | Neary, J.P. | 429, 692 |
| Mori, T. | 550, 553 | Muzik, O. | 784 | Negggers, S.F. | 516 |
| Morihara, R. | 611, 612, 856, 857 | Muzykantov, V. | 586 | Negredo, P. | 670 |
| Morikawa, T. | 498 | Myers, J. | 792 | Nelissen, N. | 798 |
| MORIN, L. | 367 | Myers, J.B. | 898 | Nelly, A. | 872 |
| Morita, N. | 222, 791 | N | | Nelson, A.R. | 885 |
| Morita, R. | 605 | N. Glud, A. | 829 | Nelson, M.T. | 303 |
| Morley, T. | 85 | Nabika, T. | 751 | Nemeth, J. | 455 |
| Moro, M.A. | 143, 412, 670, 953, 353, 357 | Nablusi, N. | 95 | Nemoto, E. | 240, 693 |
| Morreale, M. | 387 | Nabulsi, N. | 61, 66, 234, 539 | Nemoto, E.M. | 276, 589 |
| Morris, E. | 19, 170 | Nag, S. | 782 | Neubauer, A. | 512 |
| | | Nagamine, Y. | 564 | Neuhaus, A.A. | 278 |

| | | | | | |
|--------------------------|------------------------|-----------------------|--------------------|----------------------|-----------------------------|
| Neumann, J. | 475 | Nygaard Mortensen, K. | 106 | Ortega, S.B. | 270, 417 |
| Neumann, J.T. | 477, 607 | Nyúl-Tóth, A. | 392, 405 | ORTUÑO, J.E. | 353 |
| Newbould, R.D. | 535 | O | | Orukari, I. | 343 |
| Newburger, J.W. | 281 | O'Connor, K. | 256 | Osada, T. | 212, 705 |
| Newland, J.J. | 369 | O'Farrell, F.M. | 278 | Osaki, M. | 581, 584 |
| Newman, A. | 311 | O'Hare, C. | 311 | osmanski, B. | 729 |
| Newman, E. | 10 | O'Keane, V. | 837 | Østergaard, L. | 45, 213, 238, 239, 486, 680 |
| Newman, E.A. | 621 | O'Mara, S. | 304 | Oswald, L. | 804 |
| Ng, E.S.K. | 888 | O'Sullivan, S.E. | 610 | Otero-Ortega, L. | 438, 775 |
| Ng, P.M. | 570 | O'Donnell, M. | 237 | Othman, A.A. | 826 |
| Nguyen, T.N. | 180 | Obenaus, A. | 294, 426 | Othonos, K.M. | 899 |
| Ni, W. | 497 | Oboh, G. | 921 | OTLES, A. | 365, 366 |
| Nicolini, F. | 195 | Ochi, T. | 483, 776 | Otte, W.M. | 191, 516 |
| Nichol, H. | 511 | Oda, K. | 863 | Ottesen, A. | 999 |
| Nicholls, F. | 897 | Oelschlegel, A.M. | 198 | OUAZZANI TOUHAMI, Z. | 994 |
| Nichols, C.G. | 608 | Offner, H. | 57 | Ourselin, S. | 299, 686 |
| Nicklin, S. | 666 | Ogata, K. | 750 | Outtrim, J. | 409 |
| Nicolas, J.M. | 66 | Ogden, R.T. | 795 | Ouyang, Y. | 28, 811 |
| Nicolson, S. | 373 | Ogunde, O.M. | 927 | Ouyang, Y.B. | 628 |
| Nicolson, S.C. | 369 | Oh, H. | 868 | Owen, D.R. | 151 |
| Nics, L. | 218 | Ohara, H. | 751 | Oyarzabal, Y. | 126 |
| Nielsen, E.H. | 913 | OHBA, H. | 854 | Ozcelik, S. | 137 |
| Nielsen, J. | 171, 649, 786 | Ohl, F.W. | 532 | Ozkizilcik, A. | 400 |
| Niizuma, K. | 347, 503, 545 | Ohmura, T. | 544 | Ozkizilcik, A.S.Y.A. | 457 |
| Nikpour, M. | 971 | Ohshita, T. | 565 | P | |
| Ning, N. | 1 025 | OIKAWA, H. | 854 | Pachl, J. | 502 |
| Ning, R. | 349 | Oishi, H. | 658 | Pack, J. | 974 |
| Nishihara, M. | 742 | Oka, F. | 504, 505, 615 | Padmanabha Rao, A. | 962 |
| Nishijima, Y. | 525 | Okabe, N. | 604 | Page, E. | 174 |
| Nishikawa, T. | 368 | OKABE, S. | 776 | Page, S. | 867 |
| Nishioka, R. | 674, 746, 1 023, 1 023 | Okamura, N. | 63, 813 | Paik, M. | 974 |
| Nishiyama, N. | 426 | Okazawa, H. | 550 | Pakan, J.M.P. | 687 |
| Nishizawa, M. | 351, 402, 682, 742 | Okell, T. | 300 | Palace, J. | 415 |
| Niu, F. | 273, 571 | Oki, K. | 346 | Palanca, B. | 189 |
| Nogueira, R. | 879 | Okon, M. | 874 | Palfi, S. | 199 |
| Nogueira, R.G. | 180 | Olbricht, W. | 528 | Palma-Tortosa, S. | 412 |
| Nohejlova, K. | 502 | Olesen, N.D. | 695, 696 | Palma, S. | 953 |
| Noll, T. | 488 | Oliva, A. | 387 | Palmer, M. | 344 |
| Nolte, M.W. | 203 | Oliveira, L.R. | 937 | Pan, J.W. | 107 |
| Nomoto, J. | 432 | Oliver-Taylor, A. | 81, 361 | Panov, D. | 575, 576 |
| Nomoto, M. | 1 019 | Olteanu, Z. | 941, 944 | Papademetris, X. | 71 |
| Noorbhaj, I. | 418 | Omote, Y. | 611 | Papadopoulos, Y. | 769 |
| Nordberg, A. | 63 | ONDA, Y. | 585 | Papageorgiou, I. | 961 |
| Normandin, M. | 65, 149, 169, 835 | Ono, H. | 129, 342, 483, 578 | Papin, C. | 85 |
| Normandin, M.D. | 220, 865 | ONO, M. | 585 | Papoti, D. | 214 |
| Nosach, S. | 986 | Oppenheim, C. | 860 | Paquette, C. | 910 |
| Notario, L. | 178 | Orbe, J. | 126 | Páramo, J.A. | 126 |
| Nourhashemi, M. | 728 | Ord, E.N.J. | 79 | Parati, E. | 310 |
| Novak, S. | 617 | Orfila, J.E. | 470, 602, 654 | Parent, M. | 831 |
| Novakovic, R. | 180 | Orłowski, P. | 415 | Pareto, D. | 872 |
| Nowak, T. | 614, 678 | OROZ-GONJAR, F. | 353 | Parikh, N.U. | 991 |
| Nozari, A. | 476 | Orozco-Ibarra, M. | 749 | Park, D. | 345 |
| Ntaganira, J. | 990 | Orset, C. | 554, 634 | Park, D.S. | 569 |
| Nuesslein-Hildesheim, B. | 89 | Orsini, F. | 254 | Park, E. | 225, 739 |
| Nugent, S. | 109, 537 | Ortega Rosado, J. | 328 | Park, E.M. | 309 |
| Nutt, D. | 820 | Ortega, S. | 418 | | |

| | | | | | |
|--------------------|-------------------------|-------------------------|--|-----------------------|-----------------------------------|
| Park, H. | 559, 599 | Petit, F. | 348 | Popovic, K. | 87 |
| Park, I. | 630, 631 | Petit, J.M. | 754 | Porrás-Betancourt, M. | 827 |
| Park, J. | 458, 559 | Petrov, P. | 516 | Pösel, C. | 135, 443 |
| Park, K. | 225, 458, 739, 743 | Petrovic, P. | 841 | Pottier, G. | 399, 419 |
| Park, S. | 359 | Petrulli, J. | 170 | Povlsen, G.K. | 644, 649 |
| Park, Y.J. | 642, 643 | Peyronneau, M.A. | 797, 859, 860 | Pradillo, J. | 554, 353, 357 |
| Parker, G. | 382 | Pezet, S. | 729 | Pradillo, J.M. | 143, 412, 670 |
| Parkes, J. | 866 | Phan, J. | 194 | Prager, O. | 529, 606 |
| Parkkola, R. | 895 | Phan, P. | 718 | Prell, C. | 555 |
| Parmar, A. | 87 | Philippe, C. | 218 | Price, D. | 81, 362, 363 |
| Parmar, J. | 616 | Pi tkowski, T. | 548 | Price, J.C. | 152, 196 |
| Parolini, O. | 80 | Piatti, M. | 551 | Proisy, M. | 686 |
| Parra, A. | 1 010 | Piccini, P. | 195 | Przykaza, L. | 452 |
| Parrot, S. | 903 | Pickard, J.D. | 698 | Pu, H. | 232, 312, 424, 440, 456, 655, 657 |
| Parsey, R. | 539 | Pierce, P.S. | 107 | Puskás, T. | 526 |
| Partin, A. | 418 | Pietro Paolo, V. | 387 | Puttick, S. | 781 |
| Pascali, G. | 87 | Pietrzyk, J.J. | 848 | Puybasset, L. | 924 |
| Paschen, W. | 288, 290, 292, 900 | Pigeon, H. | 90 | Q | |
| Paskins, A.R. | 762 | Pike, V. | 18, 59, 541 | Qiao, M. | 624, 675 |
| Passchier, J. | 820 | Pike, V.W. | 174, 413, 416, 864 | Qin, L. | 446 |
| Pastorelli, R. | 80 | Pinborg, L.H. | 799 | Qin, T. | 504, 505, 615, 706 |
| Patel, H. | 420 | Pinelis, V. | 485 | Qu, H. | 996, 1 027 |
| Patel, P. | 376 | Pinholt Lillethorup, T. | 829 | qu, M. | 128 |
| Patel, R. | 867 | Pinkernell, S. | 730 | Quaglio, L.M. | 937 |
| Patel, S.D. | 590 | Pino-Figueroa, A. | 937 | Quandt, J. | 899 |
| Pathak, A. | 698 | Pinteaux, E. | 1 001 | Quillinan, N. | 144, 654 |
| Patnaik, R. | 400, 457 | Pioro, E.P. | 855 | R | |
| Paul D., M. | 257 | Piquet, J. | 319 | Raam, M. | 926 |
| Paul, S. | 901 | Pirtosek, Z. | 809 | Rabiller, G. | 336 |
| Paulet, M. | 941, 942, 944, 945, 946 | Pischiutta, F. | 80, 254, 310 | Rabiner, E.A. | 151, 195, 535 |
| Paulson, O. | 46 | Pitchaimani, V. | 1 019 | Rabiner, I. | 14, 32, 35 |
| Pavy- Le Traon, A. | 698 | Pittman, B. | 256 | Rabinovici, G. | 152 |
| Payne, S. | 300 | Pizzagalli, D.A. | 220 | Radhakrishnan, H. | 165 |
| Payne, S.J. | 415 | Plachytka, K. | 348 | Radu, B.M. | 260 |
| Pearl, M. | 964 | Placzek, M. | 173 | Radu, M. | 260 |
| Pelegrin, P. | 253 | Planas, A.M. | 178, 233, 560, 561 | Radyushkin, K. | 447 |
| Pellerin, L. | 451 | Plautz, E. | 418 | Rahman, M. | 554 |
| Pelligrino, D. | 133 | Plavén Sigray, P. | 843, 844 | Rahmouni, K. | 698 |
| Pelzer, E. | 315 | Plavén-Sigray, P. | 841 | Rai, A.T. | 180 |
| Peng, F. | 784 | Plesnila, N. | 132, 233, 303, 436, 487, 489, 508, 635, 704, 847, 891, 907 | Rajagopal, S. | 901 |
| Peng, S. | 272, 316, 331, 801, 802 | | | Rajagopalan, V. | 855 |
| Peng, Z. | 589 | | | Rajagovindan, R. | 175, 817, 826, 830 |
| Pepperall, D. | 204, 308, 588 | | | Rajaprabakaran, G. | 690 |
| Percie du Sert, N. | 560, 561 | Plisson, C. | 820 | Rajati, M. | 947 |
| Perego, C. | 254 | Plitman, E. | 221, 850, 861 | Rajeev, T. | 997 |
| Pérez-de-Puig, I. | 178 | Plotnikov, D.M. | 574 | Rajput, P. | 744 |
| Pérez-Mato, M. | 445, 771 | Plotnikov, M.B. | 574 | Rakhimbaeva, G. | 929 |
| Perez-Pinzon, M. | 475, 477, 778 | Poddar, R. | 901 | Rakhimbaeva, G.S. | 958, 959 |
| Perez-Pinzon, M.A. | 127, 244, 607 | Poinsatte, K. | 417, 418 | Rallis-Frutos, D. | 174, 541 |
| Pérez-Ruiz, A. | 143 | Polach, J. | 502 | Ralph, S. | 199 |
| Perez, D. | 477 | Polakowski, H. | 548 | Ramagiri, S. | 997 |
| Perret-Liaudet, A. | 904 | Poleszak, O. | 466 | Ramanathan, A. | 885 |
| Persidsky, Y. | 1 000 | Poliakova, T. | 995 | Ramos-Cejudo, J. | 438, 775 |
| Petersen, T.H. | 695, 696 | Poloyac, S.M. | 473 | Ranasinghe, N.D.D. | 255 |
| Peterson, N.R. | 690 | Pomper, M. | 814 | Rango, M. | 551 |
| Petit, E. | 684 | Pontecorvo, S. | 387 | | |

| | | | | | |
|------------------------|--------------------|----------------------|-----------------------|----------------------|-----------------------------------|
| Rangsungnoen, S. | 583 | Rodgers, K.M. | 601 | Ryu, J.M. | 345 |
| Rao, G. | 693 | Rodriguez-Frutos, B. | 438, 775 | Ryu, Y.H. | 853 |
| Rapuano, A. | 107 | Rodríguez-Yáñez, M. | 445 | S | |
| Rasley, B. | 917 | Rodriguez, J. | 448 | Saab, A. | 468 |
| Rassmussen, P.M. | 213 | Rodríguez, J.A. | 126 | Saab, A.S. | 286 |
| Ratan, R. | 446 | Rodriguez, L. | 256 | Saarinén, J.T. | 582 |
| Raval, A. | 420, 778 | Rodriguez, M. | 999 | SABA, W. | 407 |
| Reader, A.J. | 827 | Rodriguez, W. | 333 | Sabirzhanova, I. | 643 |
| Real, N.C. | 983 | Rogers, B.P. | 794 | Sadasivan, C. | 509 |
| Rebello, M. | 71 | Röhner, N. | 295 | Sadeghi-Bzargani, H. | 339 |
| Reckless, I. | 300 | Roie, M. | 587 | Sadeghi, R. | 948 |
| Reeson, P. | 389, 617 | Rom, S. | 1 000 | Sadeghian, H. | 377 |
| Rega, M. | 320, 320, 618 | Romele, P. | 80 | Sadovski, O. | 866 |
| Rege, S.V. | 885 | Romero-Ramos, M. | 194 | Saeed, S. | 130 |
| Rehni, A. | 760 | Romiti, A. | 825 | Saga, T. | 186 |
| Reichenbach, N. | 1 000 | Rong, J. | 905 | Sagare, A.P. | 911 |
| Reid, E. | 666 | Ropchan, J. | 61, 95, 170, 234, 256 | Saheb, S. | 868 |
| Reinhardt, D. | 627 | Rosa-Neto, P. | 193, 827, 831 | Sahota, S. | 884 |
| Reis Marques, T. | 195 | Rosafio, K. | 451 | Saint-Aubert, L. | 63 |
| Reiser, G. | 757 | Rosano, C. | 311 | Saito, H. | 335 |
| Reisman, M. | 527 | Rosch, J. | 528 | Saito, N. | 129, 342, 483, 578, 747, 585, 776 |
| Reisman, M.D. | 189 | Rose, S. | 781 | Saiyin, H. | 465 |
| Remedi, M.S. | 608 | Rosell, A. | 560 | Sajjad, M. | 869, 870 |
| Remington, G. | 221 | Rosen, B. | 93, 173, 184 | Sakadzic, S. | 162, 213, 243, 534, 706, 885, 906 |
| Renaud, B. | 903, 904 | Rosen, B.R. | 231 | SAKAMOTO, H. | 858 |
| Rendenbach-Mueller, B. | 175, 826 | Rosenbach, D. | 398 | SAKASHITA, H. | 854 |
| RENOLLEAU, S. | 182 | Rosenberg, G.A. | 228, 271 | Sakata, H. | 347, 545, 777 |
| Ress, D. | 721 | Rosenegger, D. | 69, 731 | Sakata, M. | 833, 863 |
| Reuter, D. | 175, 817, 826, 830 | Rosenqvist, G. | 807 | Sakowitz, O.W. | 114 |
| Reyes, L. | 699 | Rosenthal, E.S. | 908, 918 | Sakurai, M. | 484 |
| Reyes, L.A. | 268, 694 | Ross, R.A.C. | 320 | Salas-Perdomo, A. | 178 |
| Reyes, M. | 375, 472 | Rosso, A. | 311 | Salayandia, V. | 164 |
| Reymann, K.G. | 198 | Rostami, J. | 81, 361 | Salman, M. | 263 |
| Reynaud, M. | 217 | Rostrup, E. | 568 | Salmeron, K. | 1 001 |
| Reynolds, J.L. | 991 | Roth, S. | 141, 656, 891 | Salomons, G.S. | 763 |
| Reynolds, R. | 89 | Rothman, D. | 188 | Saluja, D. | 767 |
| Riasi, M. | 947 | Rothwell, N.J. | 253, 554, 357 | Sammali, E. | 80, 310 |
| Riberholt, C.G. | 695, 696 | Roussel, O.G. | 827 | Sampaio, C. | 540, 808 |
| Richardson, A. | 768 | Rovère, C. | 444 | Sanacora, G. | 539 |
| Ricobaraza, A. | 729 | Rowland, D.J. | 811 | Sanchez, J.C. | 924, 979 |
| Riddle, W.R. | 794 | Rowley, J. | 827 | Sanchez, P. | 924 |
| Riedl, V. | 379 | Roy, L. | 596, 609 | Sander, C.Y. | 231 |
| Ries, C. | 426 | Roy, M. | 756 | Sanders, R.D. | 362, 363 |
| Riley, J. | 439 | Royea, J. | 137, 697, 769 | Sandiego, C.M. | 256 |
| Rinaldi, L. | 979 | Rózsa, B. | 410 | Sandow, N. | 706 |
| Ringman, J. | 1 017 | Rubin, J. | 343 | Sanelli, P. | 391, 546, 547 |
| Rinwa, P. | 998 | Rubio, M. | 554 | Sanganahalli, B. | 71, 188 |
| Rita, C. | 435 | Ruchtli, E. | 754 | Sanjay, B. | 713 |
| Roberts, C. | 349 | Rück, C. | 844 | Sano, H. | 564 |
| Robertson, C. | 370 | Rudrapatna, U.S. | 493 | Santamaría, M. | 771 |
| Robertson, C.S. | 434 | Rungrot, T. | 583 | Santisakultarm, T. | 72 |
| Robertson, N. | 280, 618, 686 | Rungta, R.L. | 428 | SANTOS, A. | 353 |
| Robertson, N.J. | 81, 361, 362, 363 | Rusanen, H. | 582 | Santosh, C. | 187 |
| Rocha Ferreira, E. | 81, 361 | Rushforth, D. | 624, 675 | Saraiva, M.J. | 879 |
| Rocha-Ferreira, E. | 362, 363 | Rusjan, P. | 793, 832 | | |
| ROCHE, B. | 805 | Rutkai, I. | 690 | | |

| | | | | | |
|-----------------------------|-------------------------|---------------------------------|-----------------|-----------------|------------------------------|
| Saraswati, M. | 370 | Schüller, K. | 489 | Shakur, S.F. | 298 |
| Sarazin, M. | 797, 859, 860 | Schulz, U. | 300 | Shankar, V. | 257 |
| Sarles, C. | 311 | Schumacher, M. | 450 | Sharif, S. | 983 |
| Sarmiento Soto, M. | 277, 701 | Schwab, J. | 247, 650 | Sharma, A. | 400, 457, 476 |
| Sarolidou, G. | 191 | Schwab, S. | 976 | Sharma, H. | 400, 457, 476 |
| Sarrafazadeh-Khorassani, A. | 979 | Schwaninger, M. | 554 | Sharp, D.J. | 153 |
| Sarrafazadeh, A. | 924 | Schwartz, S.A. | 991 | Sharp, F. | 205, 329 |
| SASAKI, M. | 854 | Schwarzmaier, S. | 704 | Sharp, F.R. | 54 |
| Sasaki, T. | 503, 674, 746 | Schwarzmaier, S.M. | 436 | Sharp, P. | 376 |
| Sase, S. | 432, 552 | Schwicht, C. | 907 | Shea, D.J. | 142 |
| Sastre, M. | 820 | Schwindt, G. | 302 | Sheerin, F. | 300 |
| Sathyaprabha, T.N. | 435 | Scott, P. | 60 | Shen, B. | 344 |
| Sato, K. | 545 | Scott, S. | 902 | Shen, H. | 490, 491 |
| Sato, K.O.T.A. | 611 | Scott, S.H. | 146 | Shen, J. | 873, 878, 881 |
| Sato, S. | 522 | Scouten, A. | 302 | Shen, Q. | 507 |
| Satow, T. | 791 | Searle, G. | 535 | Sheng, H. | 292, 619, 900 |
| Saugstad, J. | 248 | Searle, G.E. | 64, 195 | Shenouda, C. | 541 |
| Saul, I. | 127, 607 | Sebastiani, A. | 447 | Shepherd, G. | 71 |
| Savello, V. | 1 015 | Segal, A. | 391, 546, 547 | Shetty, H.U. | 864 |
| Savinkova, I. | 485, 757 | Seibyl, J. | 317 | SHI, H. | 411 |
| Savoye, A. | 970 | Seibyl, J.P. | 85 | Shi, M. | 1 004 |
| Sawa, Y. | 552 | Seidel, J. | 706 | Shi, Y. | 232, 259, 440, 456, 655, 640 |
| Sawiak, S.J. | 812 | Seifi, A. | 992, 999, 1 010 | Shi, Z. | 662 |
| Sayet, G. | 859 | Seki, C. | 186, 688, 734 | Shichita, T. | 421, 605 |
| Sayre, N. | 138 | Selb, J. | 908 | Shiino, A. | 531 |
| Scahill, R. | 320 | Selvaraj, U. | 418 | Shim, H. | 359, 360, 752, 753 |
| Schäbitz, W.R. | 443 | Semenova, N.A. | 1 012, 1 013 | Shim, M. | 359, 752 |
| Schaefer, C.P. | 262 | Semjéni, M. | 520 | Shimada, Y. | 403 |
| Schaefer, P.W. | 918 | Semyachkina-Glushkovskaya, O. | 350, 712 | Shimizu, H. | 545 |
| Schaeferbeke, J. | 798 | Semyachkina-Glushkovskaya, O.V. | 956 | Shimizu, T. | 602 |
| Schaffer, C.B. | 528 | Sena, E.S. | 560, 561 | Shimoda, A. | 621 |
| Schain, M. | 540, 806, 807, 808, 842 | Senard, J.M. | 698 | Shimohata, T. | 351, 402, 682, 742 |
| Schallek, J. | 669 | Seo, J.H. | 340, 341 | Shimomura, R. | 222 |
| Schaller, K. | 979 | Seong, J. | 752 | Shimura, H. | 403 |
| Scharrer, E. | 928 | Serrador, J. | 699, 700 | Shin, D. | 579 |
| Scheel-Krüger, J. | 785 | Serrador, J.M. | 268, 694 | Shin, H. | 458 |
| Scheffler, P. | 907 | Serres, S. | 277, 530, 701 | Shin, H.K. | 414, 839 |
| Scheibe, J. | 135, 443 | Servaes, S. | 818 | Shin, J.A. | 309 |
| Scheich, H. | 198 | Sestelo, M. | 577 | Shin, K. | 345, 620 |
| Schetinger, M.R.C. | 921 | Sethi, S. | 702 | Shin, M. | 831 |
| Scheunemann, M. | 86 | Setou, M. | 483 | Shin, Y. | 458 |
| Schiff, N.D. | 166 | SEYMOUR, Y. | 365, 366 | Shindo, A. | 401, 745 |
| Schildt, A. | 197 | shafa, S. | 952 | Shinohara, M. | 385 |
| Schilling, L. | 512 | Shah, A.M. | 442 | Shirokov, A. | 956 |
| Schlyer, D. | 872 | Shah, K. | 300 | Shiromoto, T. | 604 |
| Schmid, F. | 211 | Shah, N.J. | 219 | Shkoda, A. | 986 |
| Schmidt, C. | 636 | Shahrokh, N. | 1 007 | Shmuel, A. | 102, 119 |
| Schmidt, E. | 698 | Shaik, M. | 732 | Shoeibi, A. | 948 |
| Schmidt, M. | 219 | Shaik, M.A. | 633, 722 | Shoemaker, J.K. | 459 |
| Schmitt, O. | 336 | Shaikh, F. | 356 | Shokouhi, S. | 794 |
| Schmitz, M. | 995 | shakeri, H. | 923, 1 002 | Short, E. | 356 |
| Schneble, N. | 636 | shakeri, J. | 923, 1 002 | Shoup, T. | 65 |
| Schneider, M. | 555, 635 | shakeri, M. | 923, 1 002 | Shrestha, S. | 819 |
| Schoknecht, K. | 529 | Shakhova, I. | 1 003 | Shrestha, S.S. | 413 |
| Schöllner, K. | 508 | | | Shu, C. | 188 |
| Schonhaut, D. | 152 | | | Shu, L. | 322 |

| | | | | | |
|---------------------------|------------------------------|-------------------|-------------------------|------------------|--|
| Shu, S. | 370 | Song, I.U. | 325 | Steward, H. | 199 |
| Shukla, D. | 435 | song, J. | 128 | Stöber, F. | 198 |
| Shukla, V. | 127, 760 | Song, K. | 359 | Stockholm, K. | 194 |
| Shunsuke, I. | 442 | SONG, K.D. | 748, 759 | Stoffels, G. | 219 |
| Sibson, N. | 131 | Sonnay, S. | 104 | Stoica, B. | 943 |
| Sibson, N.R. | 277, 383, 530, 687, 701 | Sonntag, W. | 735 | Stone, A. | 542 |
| Siebes, M. | 514 | SONTHEIMER, A. | 805, 805 | Stone, C. | 813 |
| Silasi, G. | 146, 177, 190, 902 | Sørensen, J. | 63 | Stone, C.K. | 783 |
| Sillanpaa, N. | 582 | Sørensen, J.C. | 829 | Stoop, W. | 622 |
| Sillerud, L. | 164 | Sorond, F.A. | 268 | Stormezand, G. | 790 |
| Silva-Candal, A. | 445, 556 | Sosorburam, T. | 1 008 | Stöter, T. | 198 |
| Silva, A. | 72, 214 | Sossi, V. | 168, 197, 815, 816 | Stowe, A. | 418 |
| Silva, A.C. | 766 | Soucy, J. | 831 | Stowe, A.M. | 270, 417, 493 |
| Simonsen, M. | 913 | Soucy, J.P. | 827, 910 | Stradecki, H.M. | 477 |
| Sindeev, S. | 350 | Soul, J. | 281 | Strafella, A. | 850 |
| Sindeev, S.S. | 1 005 | Sousa, B.S. | 937 | Stroobants, S. | 818, 886 |
| Sindeeva, O. | 350, 506, 712 | Spangenburg, E.E. | 868 | Strukova, S. | 485, 757 |
| Sindeeva, O.A. | 956, 1 005 | Spetsieris, P. | 802 | Stute, S. | 399 |
| Singer, O.C. | 321 | Spicer, D. | 181, 370, 375 | Su, E.J. | 265 |
| Singh, C. | 909 | Spies, M. | 218 | Subhedar, N. | 836 |
| Singh, R. | 454 | Spratt, N. | 308 | Sudhan, N. | 409 |
| Singh, V. | 141, 656 | Spratt, N.J. | 204, 588, 758 | Suematsu, M. | 498 |
| Sinha, S. | 869, 870 | Spray, D.C. | 955 | Suenaga, J. | 312, 657 |
| Sirén, A.L. | 203 | Spray, T. | 373 | Suga, T. | 572 |
| Sironi, L. | 954 | Spray, T.L. | 369 | Suh, J.Y. | 940 |
| Sisó, S. | 811 | Sreedhar, R. | 1 019 | Suk, K. | 852 |
| Sitkiewicz, E. | 466 | Sreekanth, K. | 706 | Sule, M. | 624 |
| Sjölund, C. | 191 | Srienc, A.I. | 621 | Sun, B. | 305, 467, 480, 481, 597, 875, 876, 877 |
| Skinner, J. | 253 | Srinivasan, R. | 23 | Sun, G. | 442 |
| Sklirou, M. | 824 | Srinivasan, V. | 165 | Sun, J. | 305, 481, 875, 876 |
| Slama, A. | 450 | Ssali, T. | 301 | SUN, W. | 365, 366 |
| Slat, E. | 343 | St Croix, C.M. | 473 | Sun, X. | 28, 469 |
| Sled, J.G. | 330 | St Lawrence, K. | 301, 374 | Sun, Y. | 507, 125 |
| Slifstein, M. | 95 | St Lawrence, K.S. | 459 | Sure, V.N. | 690 |
| Stoniewski, P. | 566, 567 | St-Pierre, V. | 681 | Susan A., G. | 257 |
| Smialowska, M. | 452 | Staelens, S. | 818, 886 | Suskin, N. | 459 |
| Smir, J. | 692 | Stamova, B. | 205 | Sutherland, B.A. | 278, 687 |
| Smith, D.P. | 762 | Stanimirovic, D. | 397 | Sutin, J. | 371, 908 |
| Smith, J.C. | 868 | Stanis, G.J. | 302 | Suwanprasert, K. | 478, 583, 703, 733 |
| Smith, K.P. | 145 | Starosciak, A.K. | 180 | Suyama, Y. | 565 |
| Smith, M. | 685, 718 | Stary, C. | 469 | Suzuki, H. | 1 019 |
| Smith, R. | 409 | Starykov, V.N. | 915 | Suzuki, K. | 1 019 |
| Smith, T.S. | 868 | Statom, G. | 276, 693 | Suzuki, N. | 74, 108, 212, 241, 274, 346, 705 |
| Snutch, T.P. | 428 | Staton, G. | 589 | Suzuki, Y. | 299 |
| Sobey, C. | 176, 425, 637 | Staykov, D. | 976 | Svarer, C. | 62, 799 |
| Sobey, C.G. | 252, 255, 408, 645, 772, 983 | Stefanovic, B. | 275, 302, 330, 523, 689 | Svedberg, M. | 782 |
| Sobrinho, T. | 126, 445, 556, 771, 775 | Steffensen, A.B. | 427 | Swanson, R.A. | 460 |
| Sokhibnazarov, N. | 1 006 | Steinberg, G.K. | 442 | Sweazey, R. | 423 |
| Sokolska, M. | 618, 686 | Steinman, J. | 330 | Sweeney, M.D. | 911 |
| SOLET, J. | 419 | Stender, J. | 106 | Sweet, J. | 179 |
| Solomon, J.A. | 509 | Stenkrona, P. | 841 | Sweis, B. | 339 |
| soltani, Z. | 952, 1 007 | Stepanov, V. | 171, 786, 828 | Swierblewska, E. | 708 |
| Soma, N. | 335 | Stern, J.E. | 51 | Swolinsky, J. | 961 |
| Son, Y.D. | 838 | Stetler, R. | 232, 467, 655 | Sword, J. | 427 |
| Søndergaard Rasmussen, I. | 53 | Steve, S.J. | 587 | | |

| | | | | | |
|--------------------|------------------------|-------------------------|-------------------------|---------------------|--------------------|
| Sykes, D.E. | 991 | Tari, L. | 821 | Tomimoto, H. | 401 |
| Symmonds, M. | 415 | Tarumi, T. | 439 | Tominaga, R. | 484 |
| Syslova, K. | 625 | Tasker, R.A. | 913 | Tominaga, T. | 347, 503, 545 |
| Szalay, G. | 410 | Tavares, A. | 85 | Tomita, Y. | 74, 212, 705 |
| Szepes, B. | 526 | Tba, T. | 140 | Tomse, P. | 809 |
| Szigeti, K. | 520 | Tee, Y.K. | 300 | Tong, J. | 793, 832 |
| Szmitkowski, M. | 384 | Tejeda-Sebastiani, A.C. | 937 | Tong, X. | 358 |
| Szmuda, T. | 566, 567 | Telu, S. | 413, 541 | Tong, X.K. | 137, 337, 697, 769 |
| T | | Tennant, K. | 617 | Tooyama, I. | 531 |
| Tabelow, K. | 166 | Tennant, K.A. | 462 | Toriumi, H. | 74, 212, 705 |
| Taboada-Rosell, K. | 937 | Tenovuo, O. | 409 | Toriyabe, M. | 351, 742 |
| Tabrizi, S. | 320 | Teodoro, R. | 86 | Toronov, V. | 374 |
| Tachtsidis, I. | 81, 280, 361, 685, 718 | Terasaki, Y. | 745 | Torrealea, F. | 320, 618 |
| Tagawa, N. | 581, 584 | TERAYAMA, Y. | 854 | Torres, L.B. | 937 |
| Taha, D. | 639 | Terekov, M. | 500 | Tosi, A. | 167 |
| Tai, D. | 840 | Terpolilli, N. | 508, 704 | Tosto, J. | 699 |
| Tajima, Y. | 688, 734 | Terpolilli, N.A. | 436 | Toth-Szuki, V. | 455 |
| Takado, Y. | 912 | Thacker, N. | 382 | Tóth, G. | 306 |
| Takahari, Y. | 613 | Thai, L.J. | 677 | Tóth, M. | 821, 914 |
| Takahashi, H. | 604 | Thal, S. | 447 | Toth, P. | 735 |
| Takahashi, J. | 563, 791 | Theodore, W.H. | 864 | Tour, J.M. | 434 |
| Takahashi, K. | 674 | Thérond, P. | 450 | Tournier, N. | 399, 407 |
| Takahashi, R. | 745 | THEZE, B. | 407 | Toussaint, P.J. | 810 |
| Takahashi, S. | 13, 108, 346 | Thibaut, A. | 106 | Toussay, X. | 319 |
| Takahashi, T. | 351, 402, 682, 742 | Thiel, A. | 479, 800 | Toutain, J. | 684 |
| Takano, A. | 171, 786, 806 | Thing, M. | 695, 696 | Touzani, O. | 684 |
| Takao, M. | 564 | Thirunavukkarasu, V. | 1 016 | Tovcimak, A. | 175, 817, 826, 830 |
| Takase, H. | 461 | Tholance, Y. | 904 | Towner, R. | 735 |
| Takei, K. | 461 | Thomae, D. | 886 | Toyoda, K. | 222, 437 |
| Takenaka, S. | 572 | Thomas, C. | 1 010 | Toyohara, J. | 833, 863 |
| Takeuchi, T. | 572 | Thomas, D. | 686 | Tozzi, L. | 837 |
| Takhar, C. | 197 | Thomas, D.L. | 618 | Tran, C. | 736 |
| Takizawa, S. | 613 | Thomas, T. | 448 | Tran, C.H. | 709, 731 |
| Takuwa, H. | 74, 186, 688, 734 | Thomason, L. | 689 | Traub-Weidinger, T. | 218 |
| Talan, A. | 814 | Thomason, L.A.M. | 330, 523 | Traystman, R. | 603, 920 |
| Talukder, R. | 1 010 | Thompson, G.J. | 379 | Traystman, R.J. | 144, 470, 601, 602 |
| Tamagnan, G.D. | 85 | Thompson, J. | 164 | Traytsman, D. | 230 |
| Tan, A. | 1 009 | Thompson, J.W. | 607 | Tremblay, S. | 109, 681 |
| Tan, S. | 552 | Thomsen, C. | 558, 799 | Tremoli, E. | 954 |
| Tanahashi, N. | 564 | Thomsen, G. | 799 | Trevisiol, A. | 286 |
| Tanaka, A. | 674 | Thomsen, M.B. | 913 | Trichard, C. | 217 |
| Tanaka, D. | 572 | Thomson, S. | 276, 589 | Trifu, S. | 845 |
| Tanaka, J. | 380 | Tian, M.M. | 404, 874 | Trigiani, L.J. | 769 |
| Tanaka, J.U.N. | 386 | Tian, Z. | 400, 457 | Trost, M. | 809 |
| Tanaka, K. | 74, 354 | Tiberti, N. | 924, 979 | Trotman, M.E. | 623 |
| Tanaka, R. | 403, 629, 658 | Timmermann, L. | 315 | Trueman, R. | 202, 610 |
| Tanaka, Y. | 335, 498, 565, 742 | Timmers, M. | 916 | Trueman, R.C. | 334, 561 |
| Tancredi, D.J. | 811 | Timofte, D. | 942, 943, 944, 945, 946 | Trusova, N. | 995 |
| Tang, G. | 774 | Todd, M. | 938 | Tsai, F. | 1 011 |
| Tang, S.P. | 89, 820 | Tognoli, C. | 260 | Tsai, P. | 880 |
| Tanigaki, K. | 531 | Toh, B.H. | 252 | Tsai, P.S. | 885 |
| TANNO, Y. | 553 | Tokumar, O. | 750 | Tscherpel, C. | 219 |
| Tanowitz, H. | 388 | toledo-rodriguez, M. | 355 | Tsenov, G. | 625 |
| Tanter, M. | 729 | Toledo, R. | 868 | Tshala-Katumbay, D. | 975 |
| Tao, Z. | 664 | Tomar, A. | 1 010 | Tsipis, C.P. | 352 |
| Jarantini, S. | 735 | Tome, M.E. | 262 | Tso, M.K. | 488 |

| | | | | | |
|--------------------|--------------------|-------------------------------|---|-------------------|--|
| Tsokolov, A. | 915 | Valido, S.E. | 474 | Vieites-Prado, A. | 126, 556 |
| Tsachimochi, R. | 581, 584 | Vallejo-Cremades, M.T. | 438, 775 | Vijay, A. | 150 |
| Tsuchiya, T. | 747 | van Berckel, B.N.M. | 796, 803, 916 | Villadsen, J. | 558 |
| Tsujikawa, T. | 550 | Van Camp, N. | 199, 348, 822, 823 | Villien, M. | 918 |
| Tsukada, N. | 346 | Van den Maagdenberg, A.M.J.M. | 493 | Vincenz, D. | 532 |
| Tsukamoto, H. | 572 | Van der Aart, J. | 916 | Vinh, A. | 255, 645 |
| Tudarascu, D.L. | 196 | van der Kam, E. | 175, 826 | Vink, R. | 562 |
| TUJI, S. | 858 | Van Der Maagdenberd, A.M. | 720 | Vinogradov, S.A. | 906 |
| Tumuluru, R.V. | 196 | van der Toorn, A. | 191, 516, 493 | Visnapuu, T. | 558 |
| Tuor, U. | 675 | van der Worp, H.B. | 560, 561 | Vissing, J. | 568 |
| Tuor, U.I. | 624, 709 | Van Gerven, J.M. | 916 | Vitaliano, G. | 220 |
| Turck, N. | 924, 979 | Van Gorsel, H. | 916 | Vitalis, T. | 874 |
| Turcotte, E. | 109, 681 | van Kralingen, J.C. | 659 | Vivien, D. | 233, 554, 560, 561, 634 |
| Turner, M. | 439 | Van Laere, K. | 154, 780, 798 | Vogel, K. | 763 |
| Turner, R. | 251, 562 | van Lier, M. | 514 | Vogel, K.R. | 764 |
| Turtzo, C. | 541 | Van Os, H.J. | 493 | Voleti, V. | 722 |
| Tuskada, H. | 84, 96 | van Osch, M.J.P. | 299 | Volz, S. | 321 |
| Twardy, N. | 85 | van Tilborg, G. | 297 | von Bornstädt, D. | 706 |
| Tyacke, R.J. | 820 | van Tilborg, G.A. | 417, 516 | von Degenfeld, G. | 773 |
| Tyagi, S. | 333 | van Tilborg, G.A.F. | 191 | Vondrakova, K. | 625 |
| Tyndale, R.F. | 832 | van Velden, F.H.P. | 803 | Voorbach, M. | 175, 817, 830 |
| Tyson, J.R. | 428 | van Vliet, G. | 516 | Voorbach, M.J. | 826 |
| Tzortzi, A.C. | 195 | Van, K. | 205 | Voss, H.U. | 166 |
| U | | Vanagel, M. | 917 | Voznuk, I. | 1 015 |
| Ublinskiy, M. | 1 013 | VanBavel, E. | 514, 524 | Vraka, C. | 218 |
| Ublinskiy, M.V. | 1 012 | Vandenbergh, R. | 154, 798 | Vullo, V. | 387 |
| Uchida, H. | 347 | Vandenbulcke, M. | 798 | Vyas, R. | 281, 372 |
| Uchihashi, Y. | 543 | Vang, K. | 194 | W | |
| Uchiyama, Y. | 403 | Vanicek, T. | 218 | Wack, D.S. | 869, 870 |
| UDHO, E. | 365, 366 | Vanni, M. | 146, 190 | Wada, T. | 747 |
| Uehara, T. | 222 | Vannucci, S.J. | 590 | WADAAN, M. | 338 |
| Uemura, M. | 745 | Varaksina, E. | 1 015 | Wadsak, W. | 218 |
| Ueno, Y. | 629 | Varga, V. | 455 | Wagatsuma, K. | 833 |
| Ulanova, M. | 350, 1 014 | Varlamov, E. | 638 | Wagner, D.C. | 135, 443 |
| Ulug, A. | 802 | Varma, H.M. | 167 | Wagner, M. | 321 |
| Umemura, K. | 522 | Varnäs, K. | 821 | Wakabayashi, S. | 565 |
| Unekawa, M. | 74, 212, 705 | Váró, G. | 405 | Wakai, T. | 632, 777 |
| Ungvari, Z. | 735, 306 | Varrone, A. | 540, 782, 806, 807, 808, 821, 842, 843, 914 | Walczak, P. | 142, 964 |
| Unterberg, A. | 500 | | | Walker-Samuel, S. | 618 |
| Urabe, T. | 403, 453, 629, 658 | | | Walker, G.R. | 180 |
| Urban, A. | 970 | Vaughan, A. | 85 | Walker, M. | 197 |
| Urban, K.J. | 431 | Vazana, U. | 529 | Wall, A. | 63 |
| Urban, N. | 95 | Vazquez, A. | 12, 73 | Wallace, E.M. | 772 |
| Uria-Avellanal, C. | 686 | Vazquez, A.L. | 473 | Wallois, F. | 727, 728, 894 |
| Uruma, G. | 846 | Vega, A. | 953 | Wan, H. | 488 |
| Usuki, F. | 402 | Végh, A.G. | 405 | Wand, G.S. | 804 |
| Utriainen, D. | 702 | Velickaite, V. | 538 | Wang, B. | 375 |
| V | | Vemuganti, R. | 29, 249, 648, 653 | Wang, D.J. | 459 |
| Vahobova, N. | 930 | Venkat, P. | 349 | Wang, D.J.J. | 1 017 |
| Vajkoczy, P. | 773 | Venkataraman, S. | 1 016 | Wang, E.H. | 442 |
| Vakil, P. | 594 | Vera-Lopez, K.J. | 937 | Wang, G. | 440, 456 |
| VAL-LAILLET, D. | 209 | Veres, S.D. | 520 | wang, G.J. | 872 |
| Valable, S. | 684 | Verhaeghe, J. | 818, 886 | Wang, H. | 533, 755, 411 |
| Valcarcel-Ares, M. | 735 | Verhagen, J. | 71 | wang, J. | 770, 175, 272, 316, 331, 396, 496, 707, 801, 817, 830, 1 |
| Valdes, C.P. | 167 | Veronese, M. | 825 | | |
| Vales, K. | 625 | Vieira, M. | 879 | | |

| | | | | | |
|---------------------------------------|--------------------------|--------------------------|----------------------|---------------------|------------------------------|
| | 018, 1 018 | Wiesmann, M. | 627 | Wu, X. | 463 |
| Wang, J.Q. | 826 | Wigmore, D. | 281 | Wu, Y. | 440, 456 |
| Wang, K. | 305, 480, 481, 597, 877 | wigmore, P. | 355 | Wu, Y.J. | 107 |
| Wang, K.U.N. | 875, 876 | Wilhelm, I. | 392, 405 | Würbel, H. | 560 |
| Wang, L. | 292 | Wilkins, C.S. | 474 | Würbel, H. | 561 |
| Wang, R. | 463, 664 | Wilkinson, A. | 430 | wyffels, L. | 886 |
| Wang, R.K. | 183, 525 | Williams, A. | 82 | Wyse, C. | 609 |
| Wang, S. | 150, 273, 323, 324, 834 | Williams, B. | 832 | Wyss-Coray, T. | 344 |
| Wang, X. | 448 | Williamson, D. | 409 | Wyss, M.T. | 451, 468 |
| wang, Y.128, 128, 322, 440, 490, 491, | | Williamson, D.J. | 587, 812 | X | |
| | 707, 774, 814 | Wilson, A. | 221, 793, 861 | Xavier, A. | 180 |
| Wang, Y.T. | 517 | Wilson, A.A. | 832, 866 | Xi, G. | 497 |
| Wang, Z. | 327, 490 | Winder, A. | 738 | Xia, J. | 456 |
| Ward-Able, T. | 430 | Windhorst, A.D. | 796 | Xia, L. | 662 |
| Warf, B. | 372 | Winkeler, A. | 90 | Xiao, D. | 190, 1 021 |
| Warfvinge, K. | 454, 634 | Winkler-Pjrek, E. | 218 | Xiao, P. | 1 008 |
| Warner, D. | 619 | Winkler, D. | 218 | Xiao, R. | 373 |
| Warnock, M. | 265 | Winklewski, P.J. | 708 | Xie, Y. | 1 021 |
| Washington, C. | 492 | Winterdahl, M. | 785 | Xing, C. | 464 |
| Watanabe, E. | 498 | Winters, M. | 369, 373 | Xiong, B. | 717 |
| Watanabe, K. | 1 019, 854 | Wise, L.M. | 983 | Xiong, X. | 28, 628 |
| Watanabe, T. | 74 | Wise, R. | 542 | Xu, A. | 873 |
| Watkins, S.C. | 473 | Witte, O.W. | 636 | Xu, H. | 322 |
| Watson, B. | 509 | Witting, N. | 568 | Xu, K. | 352 |
| Watts, L. | 507 | Woitzik, J. | 706, 773 | Xu, L. | 28, 628 |
| Wayman, C. | 626 | Wolf, J. | 708 | XU, M. | 640 |
| Weber, B. | 208, 211, 285, 451, 468, | Woltjer, R. | 269 | Xu, Y. | 75, 273, 323, 324, 422, 571, |
| | 725 | Womack, K. | 439 | | 660, 661, 1 020 |
| Weekes, A. | 820 | Won, S. | 460 | xu, Y.U.N. | 1 026, 58 |
| Wegener, G. | 913 | Won, T.Y. | 672 | Xu, Z. | 662 |
| Wei, Z. | 645 | Wong, D.F. | 804 | Xue, M. | 125 |
| Weigl, W. | 957 | Wong, G.K. | 510 | Xue, S. | 1 021 |
| Weikop, P. | 558 | Wong, K.P. | 1 017 | Y | |
| Weise, G. | 135 | Wong, R. | 554 | Yadav, R. | 1 022 |
| Weiss, H. | 676 | Wong, S. | 495 | Yaffe, K. | 311 |
| Weiss, L.R. | 868 | Woo, M. | 446 | Yagi, T. | 449, 632, 777 |
| Weissberg, I. | 398 | Wood, T. | 626 | Yamada, A. | 531 |
| Weitemier, A. | 737 | Wooten, D. | 65, 835 | Yamada, K. | 549 |
| Wellington, C.L. | 430 | Wooten, D.W. | 220, 865 | Yamaguchi, S. | 581, 584 |
| Wells, L. | 83, 89, 824, 825 | Wooten, W. | 149 | Yamaguro, T. | 335 |
| Welsh, D.G. | 709 | Work, L. | 659, 666 | Yamamoto, D. | 543 |
| Wen, D.O.N.G. | 724 | Work, L.M. | 79 | Yamamoto, H. | 552 |
| Wenda, N.I.N.A. | 433 | Wowk, S. | 511 | Yamamoto, T. | 674 |
| Weng, L. | 660, 661 | Wright, P. | 70 | Yamamoto, Y. | 380, 386, 789 |
| Wermer, M.J.H. | 493 | Wright, P.W. | 189 | Yamashiro, K. | 403, 629 |
| Werner, D. | 295 | Wright, T. | 595 | YAMASHITA, F. | 854 |
| Werring, D. | 928 | Wszedybyl-Winklewska, M. | 708 | Yamashita, T. | 612, 856, 857 |
| Westover, M.B. | 918 | Wu, H. | 273, 878 | Yamashita, T.O.R.U. | 611 |
| Westwood, D. | 832 | wu, J. | 1 026, 316, 717, 989 | yamazato, M. | 1 023, 1 023, 674, 746 |
| Wetzker, R. | 636 | Wu, J.Y. | 1 020 | Yan, F. | 664, 673 |
| Wey, H. | 173 | Wu, L. | 464 | Yan, F.E.I. | 327 |
| Whalen, M.J. | 377 | Wu, O. | 918 | Yan, L. | 1 017 |
| Wharton, D. | 1 017 | Wu, P. | 272, 316, 331, 801 | Yan, T. | 873 |
| Whittington, A. | 153 | Wu, Q. | 713 | Yanev, P. | 191 |
| Whittle, S. | 645 | Wu, W. | 534 | Yang, C. | 901 |
| Wieloch, T. | 191 | Wu, W.B. | 1 020 | Yang, G. | 30 |

| | | | | | |
|-------------------|-----------------------------------|-----------------|--------------------|---------------------|--|
| yang, G.Y. | 128, 507, 707, 774 | Yoshihiro, N. | 789 | Zhang, S. | 305, 425, 450, 467, 480, 481, 597, 875, 876, 877 |
| Yang, H. | 323, 324 | Yoshimatsu, H. | 354 | Zhang, S.R. | 645 |
| Yang, J. | 539, 679, 754, 1 025 | Yoshimoto, Y. | 578 | Zhang, T. | 693 |
| Yang, K.C. | 171, 786 | Yoshimura, A. | 421, 605 | Zhang, W. | 134, 638, 1 025, 640 |
| Yang, L. | 1 018 | Yoshioka, H. | 449, 632, 777 | Zhang, X. | 865 |
| Yang, M. | 305, 480, 481, 597, 875, 876, 877 | YOSHIOKA, K. | 553 | Zhang, X.L. | 713 |
| Yang, W. | 292, 900 | YOSHITA, M. | 858 | zhang, Y. | 1 026, 85, 262, 1 020 |
| Yang, X. | 591 | YOU, M.J. | 748, 759 | zhang, Z. | 128, 480, 597, 707 |
| Yang, Y. | 164, 693 | Youbi, M. | 477 | Zhao, C. | 996, 1 027 |
| Yang, Y.R. | 164 | Young, J.I. | 607 | Zhao, H. | 463, 664, 673, 732 |
| Yang, Z. | 472, 663 | Young, L. | 471 | Zhao, H.T. | 633, 722 |
| Yang, Z.J. | 375 | Yu, H. | 331 | zhao, H.U.I. | 770 |
| Yao, H. | 751 | Yu, I. | 423 | Zhao, J. | 628, 905 |
| Yao, L. | 1 008 | Yu, L. | 323, 324 | Zhao, L. | 678 |
| Yaqub, M. | 796, 916 | Yu, Q. | 465 | Zhao, P. | 327 |
| Yaseen, M.A. | 534 | Yu, W. | 395 | Zhao, Q. | 58 |
| Yavagal, D. | 778 | Yu, Y. | 120 | Zhao, S. | 673 |
| Ye, D. | 422, 660, 661 | Yu, Z. | 491 | Zhao, W. | 778 |
| Ye, L. | 779 | Yuan, H. | 467, 877 | Zhao, Z. | 675 |
| Yellon, D. | 361 | Yuan, S. | 896 | Zhen, X. | 888 |
| Yemisci Ozkan, M. | 226 | Yuandong Li, Y. | 183 | Zheng, M. | 61, 497 |
| Yemisci, M. | 669 | Yun, H.J. | 982 | Zheng, M.Q. | 86, 95 |
| Yen, C. | 214 | Yunoki, T. | 611 | Zheng, P. | 440, 655 |
| Yen, J. | 423 | Yunusov, F. | 931 | Zheng, Y. | 706 |
| Yenari, M.A. | 647 | Yuxia, L. | 1 024 | Zheng, Z. | 647 |
| Yeo, H. | 965, 984, 985 | Yuzawa, H. | 613 | Zhou, J. | 396 |
| Yeon, C.M. | 519 | Yuzawa, I. | 504, 615 | Zhou, L. | 595 |
| Yeona, K. | 257 | Z | | Zhou, Q. | 832 |
| Yi, K. | 849, 965 | Zablocka, B. | 466 | Zhou, V. | 87 |
| Yi, K.S. | 592, 593 | Zacharek, A. | 349 | Zhu, D. | 439, 711 |
| Yi, S. | 631, 752, 359, 360, 748, 753, 759 | Zafonte, R. | 65 | zhu, W. | 128, 710 |
| Yildirim, F. | 247, 650 | Zafonte, R.D. | 865 | Zhu, X. | 323, 324, 814 |
| Yodh, A. | 373 | Zahid, H.M. | 751 | Zille, M. | 334 |
| Yodh, A.G. | 369 | Zaidat, O.O. | 180 | Zimmer, E. | 831 |
| Yokell, D. | 65 | Zaitsev, S. | 586 | Zinchenko, E. | 350, 712 |
| Yokoi, I. | 750 | Zanderigo, F. | 795 | Zinchenko, E.M. | 1 005 |
| Yokomuro, H. | 432 | Zanier, E.R. | 80, 254, 310 | Zingaropoli, M.A. | 387 |
| Yokota, C. | 222, 437 | Zappa, F. | 167 | Zinnhardt, B. | 627 |
| YOKOYAMA, K. | 858 | Zboch, M. | 384 | Zipfel, G. | 492 |
| Yokoyama, T. | 461 | Z bala, M. | 548 | Zirak, P. | 557, 577, 671 |
| Yon, J. | 620 | Zechariah, A. | 709 | Zlokovic, B. | 158 |
| Yon, J.M. | 332 | Zeng, C. | 318 | Zlokovic, B.V. | 911 |
| Yonas, H. | 240 | Zeng, C. | 318 | Zlokovic, B.Z. | 885 |
| Yoneda, M. | 550 | Zepfenfeld, D. | 269, 710 | Zoghbi, S. | 541 |
| YONEZAWA, H. | 854 | Zepper, P. | 479, 800 | Zoghbi, S.S. | 174, 413, 416, 819, 864 |
| Yong, V.W. | 125 | Zerr, I. | 995 | Zölei-Szénási, D. | 526 |
| Yongju, G. | 882, 883 | Zhai, Y. | 396, 856 | Zou, L. | 448 |
| Yoo, A.J. | 180 | Zhan, X. | 205, 329 | Zsuzsanna, T. | 735 |
| Yoo, D. | 630, 631 | Zhang, C. | 673 | Zubcevic, N. | 65, 865 |
| Yoo, D.S. | 672 | Zhang, F. | 467 | Zuluaga-Ramirez, V. | 1 000 |
| Yoon, J. | 406 | Zhang, G. | 424, 456, 608, 663 | Zuluaga, M.A. | 299 |
| Yoon, Y. | 630, 631, 752 | Zhang, H. | 713 | Zuo, C. | 272, 316, 331, 801 |
| Yoshida, M. | 385 | Zhang, J. | 137, 232, 619, 769 | | |
| Yoshihara, K. | 432 | Zhang, L. | 58 | | |
| | | Zhang, M. | 833 | | |
| | | Zhang, M.R. | 273 | | |
| | | Zhang, Q. | 273 | | |
| | | Zhang, R. | 270, 418, 439 | | |



2015


Recognition, Acknowledgements and Commercial Support



XXVIIth International Symposium on
Cerebral Blood Flow, Metabolism and Function
&

XIIth International Conference on
Quantification of Brain Function with PET

June 27-30, 2015, Vancouver, Canada



JOIN US AT
THE 3rd INTERNATIONAL
CONFERENCE ON
HEART & BRAIN

Paris, France

February 25 - 27, 2016

ichb2016.kenes.com

ACKNOWLEDGEMENTS

The Organizing Committee would like to express their gratitude and acknowledgement to the following companies for their generous support in the XXVIIth International Symposium on Cerebral Blood Flow, Metabolism and Function & XIth International Conference on Quantification of Brain Function with PETConference:

EXHIBITORS

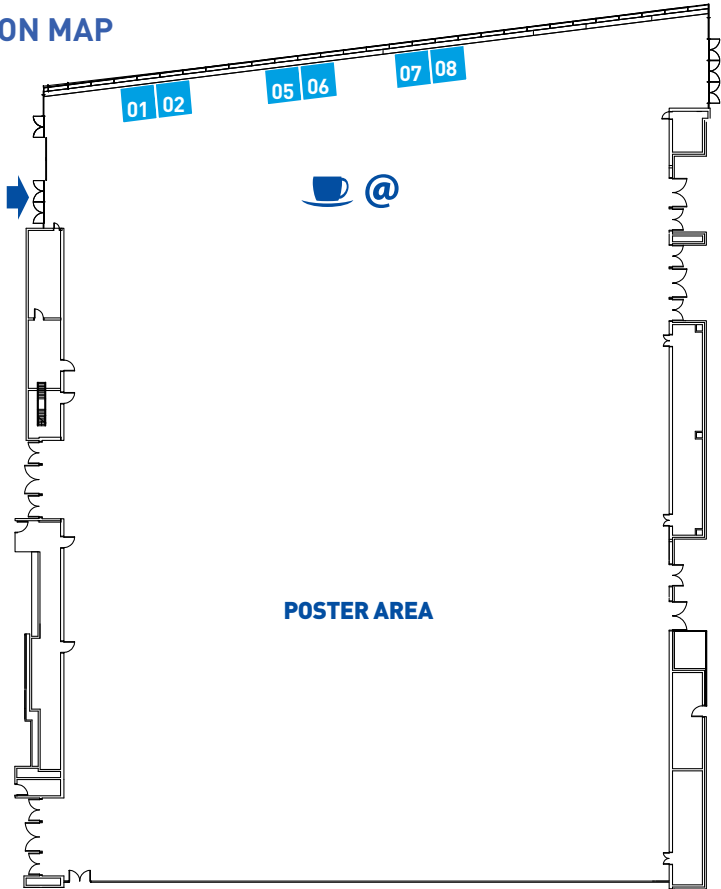


SUPPORTER



EXHIBITION INFORMATION

EXHIBITION MAP



EXHIBITORS LIST

| Company Name | Booth # |
|--|---------|
| ISCBFM Society | 7 |
| Moor Instruments | 5 |
| PMOD Technologies Ltd | 2 |
| Sage Publishers | 6 |
| SPIE- The international Society for Optics and Photonics | 8 |

LIST OF EXHIBITORS

BIOASIS TECHNOLOGIES INC.

biOasis Technologies Inc
#125-10551 Shellbridge Way
Richmond BC
Canada V6X 2W9
www.bioasis.ca

biOasis Technologies Inc. is a ground-breaking biopharmaceutical company focused on the delivery of therapeutics across the blood-brain barrier and into the brain tissue. The delivery of therapeutics across the blood-brain barrier represents the single greatest challenge in the treatment of over a thousand common and rare diseases of the central nervous system.

biOasis is seeking to address these unmet medical needs with its proprietary Transcend Platform. Designed to transport therapeutics of varying types and sizes across the blood-brain barrier, the Transcend Platform is based on Receptor Mediated Transcytosis, nature's own method of carrying compounds into the brain.

Located in Vancouver, Canada, biOasis is a publicly-traded company on the OTCQX under the symbol BIOAF and on the TSX Venture Exchange under BTI.

INTERNATIONAL SOCIETY FOR CEREBRAL BLOOD FLOW & METABOLISM

9650 Rockville Pike
Bethesda, MD 20814
USA
www.iscbfm.org

The International Society for Cerebral Blood Flow and Metabolism operates exclusively to promote the advancement of education in the science of cerebral blood flow and metabolism and related topics. The Society promotes research in cerebral blood flow and metabolic function in physiological and pathophysiological states. The Society hosts biennial meetings in various venues worldwide. The International Symposium on Cerebral Blood Flow, Metabolism and Function (Brain) and the International Conference on Quantification of Brain Function with PET (BrainPET) are held jointly. The Society publishes the Journal of Cerebral Blood Flow and Metabolism, which is a highly respected and well-cited monthly publication.

MOOR INSTRUMENTS (HEAD OFFICE)

Millwey

Axminster, EX13 5HU

UK

www.moor.co.uk

Moor Instruments specialize in helping with your microvascular blood flow and oxygen assessments.

We offer monitors for blood flow and/or tissue oxygen and imagers for cerebral blood flow in all species.

Although it is possible to assess almost any tissue bed, our products are typically used for MCA occlusion models and for imaging cortical spreading depression.

Visit our booth to see the products in action and to discuss any applications you have in mind!

Ask too about free, no obligation evaluation loans organized through our offices in the UK, USA, mainland Europe or through our global distributor network.

PMOD TECHNOLOGIES LTD.,

Sumatrastrasse 25, CH-8006

Zürich, Switzerland,

www.pmod.com

PMOD Technologies aims to equip researchers with best-in-class software tools for biomedical imaging and quantification in humans and animals. The PMOD platform is used at more than 400 sites with over 1000 active users worldwide. It arguably represents the leading solution for PET kinetic modeling, supports all required image pre-processing steps such as image matching, brain image normalization, and automated volume-of-interest definition, and furthermore offers solutions for the pattern analysis of brain images and for attractive 3D image visualization. Founded in 2003 as a spin-off of the Zurich PET centre, PMOD is entertaining vibrant worldwide collaborations to ensure innovation.

SPIE

Mail: PO Box 10
Courier: 1000 20th Street
Bellingham WA 98227
USA
www.SPIE.org

SPIE is the international society for optics and photonics, a not-for-profit organization founded in 1955 to advance light-based technologies. The Society serves nearly 260,000 constituents from approximately 162 countries, offering conferences, continuing education, books, journals (including the new “Neurophotonics” journal), and a digital library in support of interdisciplinary information exchange, professional growth, and patent precedent. SPIE provided over \$4 million in support of education and outreach programs in 2014.

SAGE PUBLISHERS

1 Oliver’s Yard
55 City Road
London
EC1Y 1SP
UK
www.sagepub.co.uk

Founded 50 years ago by Sara Miller McCune to support the dissemination of usable knowledge and educate a global community, SAGE publishes more than 800 journals and over 800 new books each year, spanning a wide range of subject areas. A growing selection of library products includes archives, data, case studies, conference highlights and video. SAGE remains majority owned by our founder and after her lifetime will become owned by a charitable trust that secures the company’s continued independence. Principal offices are located in Los Angeles, London, New Delhi, Singapore, Washington DC and Boston. www.sagepub.com

